MİLLÎ EĞİTİM İSTATİSTİKLERİ

Örgün Eğitim

National Education Statistics

Formal Education

2016/'17

ISSN 1300-0993

Resmî İstatistik Programı Yayınıdır.
A Publication of Official Statistics Programme

T.C.
MİLLÎ EĞİTİM BAKANLIĞI
Republic of Turkey
Ministry of National Education

MİLLÎ EĞİTİM İSTATİSTİKLERİ
Örgün Eğitim

National Education Statistics
Formal Education

2016/'17

T.C. MİLLÎ EĞİTİM BAKANLIĞI STRATEJİ GELİŞTİRME BAŞKANLIĞI
MINISTRY OF NATIONAL EDUCATION STRATEGY DEVELOPMENT PRESIDENCY

RESMİ İSTATİSTİK PROGRAMI YAYINIDIR
A Publication of Official Statistics Programme

Bu yayının 5846 Sayılı Fikir ve Sanat Eserleri Kanunu'na göre her hakkı Millî Eğitim Bakanlığına aittir. Gerçek veya tüzel kişiler tarafından izinsiz çoğaltılamaz ve dağıtılamaz.

Ministry of National Education reserves all the rights of this publication. Unauthorised duplication or distribution of this publication is prohibited under Law No: 5846.

Yayın içeriğine yönelik sorularınız için

For questions on the content of the publication

Tel: +90 (312) 413 14 80 - 413 14 81
413 27 52 - 413 27 54

İnternet
http://www.meb.gov.tr
http://sgb.meb.gov.tr

Internet
http://www.meb.gov.tr
http://sgb.meb.gov.tr

E-posta
sgb@meb.gov.tr

E-mail
sgb@meb.gov.tr

ISSN
1300-0993

Bu yayın, Türkiye İstatistik Kurumu'nun katkılarıyla Millî Eğitim Bakanlığı tarafından Resmi İstatistik Programı kapsamında hazırlanmıştır.

This book is prepared by the Ministry of National Education with the contributions of Turkish Statistical Institute within the framework of Official Statistics Programme.

Millî Eğitim Bakanlığı Ministry of National Education
Atatürk Bulvarı No:98 Bakanlıklar-ANKARA / TÜRKİYE

Türkiye İstatistik Kurumu Turkish Statistical Institute
Devlet Mah. Necatibey Cad. No: 114 06650 Çankaya-ANKARA / TÜRKİYE

ISBN 978-975-11-4422-5

ÖNSÖZ

Resmi İstatistik Programının yürürlüğe girmesiyle birlikte, Türkiye İstatistik Kurumu'nun yayınladığı verilerin yanı sıra, diğer kurum ve kuruluşlar tarafından üretilmesi ve yayınlanması öngörülen veriler, Programda yer alarak resmi istatistik olarak kabul edilecektir. Böylece ihtiyaç duyulan her alanda güvenilir veriler üretilmesi sağlanmış olacaktır.

2017–2021 Resmi İstatistik Programında Örgün Eğitim İstatistikleri'nin basılı yayın ve internet ortamında yıllık olarak yayınlanması sorumluluğu Bakanlığımıza verilmiştir.

Örgün eğitim; okul öncesi eğitimi, ilkokul, ortaokul, ortaöğretim ve yükseköğretim kurumlarını kapsar. Ancak, Programda belirtildiği üzere yüksek öğretim istatistikleri Bakanlığımızın hazırladığı yayından bağımsız olarak Yüksek Öğretim Kurulu tarafından yayınlanmaktadır.

Örgün eğitimin, plan ve program hedeflerine uygun bir biçimde işlerlik kazanması, gerekli verilerin doğru, güvenilir ve analiz edilebilir şekilde derlenmesi ile mümkündür. Eğitim planlamasının uygulana-bilirliği tam, doğru ve güvenilir istatistikî bilgilerin seri bir biçimde derlenmesi ve kullanıcılara aktarılması ile mümkün olacaktır. Bu amaçlar doğrultusunda hazırlanan bu yayın İstatistikî Bölge Birimleri Sınıflaması ve yerleşim yeri düzeyinde okul, öğrenci, öğretmen, mezun ve yeni kayıt öğrenci sayıları ile uluslararası karşılaştırmalar yapılabilmesi amacıyla bazı eğitim göstergelerini kapsamaktadır.

Yayının, karar vericilere, bilim insanlarına ve diğer ilgili tüm kullanıcılara yararlı olmasını diliyoruz.

FOREWORD

With the entrance into force of the Official Statistics Programme, besides the data published by Turkish Statistical Institute, data anticipated be producing and publishing by other organizations and institutions will be included in the Programme and regarded as official statistics. Thus, requested reliable data on any field will be provided.

As stated in the 2017–2021 Official Statistics Programme, Ministry of National Education (MoNE) is responsible for the annual publication (hardcopy and online) of Formal Education Statistics.

Formal education; includes pre primary, primary school, lower secondary school, upper secondary and tertiary educational institutions. However, as stated in the Programme, tertiary statistics is published - independent of MoNE - by the Higher Education Council.

In order for formal education to operate in accordance with the goals of its plans and programmes, compiling relevant data in accurate, reliable and analyzable way is necessary. The applicability of educational planning will be possible through rapid compilation and transmission of implicit, accurate and reliable statistical data to users. The publication prepared for the purposes stated above includes number of new entrants, students, graduates and teachers by settlement according to Statistical Regions as well as certain internationally comparable educational indicators.

We hope that the publication will be beneficial for decision makers, academicians and all other users.

Millî Eğitim Bakanlığı
Ministry of National Education

İÇİNDEKİLER CONTENTS

	Sayfa Page	
Önsöz	**III**	**Foreword**
İçindekiler	**V**	**Contents**
Tablo Listesi	**VI**	**List of Tables**
Simge ve Kısaltmalar	**XII**	**Symbols and Abbreviations**
Açıklama	**XIII**	**Explanation**
İstatistiki Bölge Birimleri Sınıflaması	**XXIII**	**Statistical Regions**
1. Millî Eğitim Bakanlığı Teşkilat Şeması	**XXIV**	**1. Structural Organization of The Ministry of National Education**
2. Türk Millî Eğitim Sistemi Şeması	**XXVI**	**2. Turkish National Education System**
1. Eğitim Göstergeleri	**1**	**1. Education Indicators**
2. Örgün Eğitim, 2016/ '17	**49**	**2. Formal Education, 2016/ '17**
Temel Eğitim (Okulöncesi)	**49**	Basic Education (Pre-Primary Education)
Temel Eğitim (İlkokul, Ortaokul)	**64**	Basic Education (Primary Education, Lower Secondary Education)
Ortaöğretim ve Yaygın Eğitim	**122**	Upper Secondary Education and Non-Formal Education
3. Burslu Öğrenciler ve Öğrenci Pansiyonları	**214**	**3. Scholarship Students and Student Boarding Houses**
4. Yüksek Öğrenim Kredi ve Yurtlar Kurumu Hizmetleri	**219**	**4. Services Provided by Higher Education Loans and Dormitories Institution**
5. Yurt Dışı Eğitim	**231**	**5. Education Abroad**
6. Öğretmen Evleri ve Akşam Sanat Okulları	**238**	**6. Teachers Houses and Evening Art Schools**
7. Bütçe	**239**	**7. Budget**
8. Yatırım	**246**	**8. Investment**

Tablo Listesi / List of Tables

1	**Eğitim Göstergeleri**		**1**	**Education Indicators**	
1.1.a	Öğretim yılı ve eğitim seviyesine göre okullaşma oranı	**1**	1.1.a	Schooling ratio by educational year and level of education	
1.1.b	Öğretim yılı ve yaş gruplarına (doğum yıllarına) göre NET okullaşma oranı	**1**	1.1.b	NET schooling ratio by educational year and age groups (birth year)	
1.2	İstatistiki Bölge Birimleri Sınıflaması 3. düzey ve eğitim seviyesine göre okullaşma oranı (2016-2017 öğretim yılı)	**2**	1.2	Schooling ratio by Statistical Regions Levels 3 and level of education (the educational year 2016-2017)	
1.3	İstatistiki Bölge Birimleri Sınıflaması 3. düzey yaş gruplarına göre net okullaşma oranı	**6**	1.3	NET schooling ratio based on age groups (birth year) by Statistical Regions Level 3	
1.4	Öğretim yılı ve eğitim (5 yıllık zorunlu eğitim) seviyesine göre cinsiyet oranı	**8**	1.4	Sex ratio by educational year and level of education (5-year compulsory education)	
1.5	Öğretim yılı ve eğitim seviyesine göre cinsiyet oranı	**8**	1.5	Sex ratio by educational year and level of education	
1.6	2016-2017 öğretim yılı ilköğretim (ilkokul+ortaokul) ve ortaöğretim il bazı cinsiyet oranı	**9**	1.6	The sex ratio of primary education (primary school+lower secondary school) and upper secondary education by provinces in 2016-2017 educational year	
1.7	Okul türü ve öğretim yılına göre okul / birim, öğretmen, öğrenci ve mezun olan öğrenci sayısı	**11**	1.7	Number of schools / units, teachers, students and graduates by type of school and educational year	
1.8	Okul türü ve öğretim yılına göre okul, öğretmen, şube, öğrenci ve mezun olan öğrenci sayısı	**12**	1.8	Number of schools, teachers, divisions, students and graduates by type of school and educational year	
1.9	2016 yılında ÖSYS okul türü ve öğrenim durumuna göre başvuran ve yükseköğretim programlarına yerleşen aday sayıları (sınavsız geçiş dahil)	**16**	1.9	Number of applicants and appointed to tertiary education programmes in 2016 by school type and educational status (transition without examination is included)	
1.10	İstatistiki Bölge Birimleri Sınıflaması 1. düzey ve eğitim seviyesine göre okul, şube, öğretmen ve derslik başına düşen öğrenci sayısı	**18**	1.10	Number of students per school, division, teacher and classroom by level of education according to Statistical Regions Levels 1	
1.11	İstatistiki Bölge Birimleri Sınıflaması 2. düzey ve eğitim seviyesine göre okul, şube öğretmen ve derslik başına düşen öğrenci sayısı	**19**	1.11	Number of students per school, division, teacher and classroom by level of education according to Statistical Regions Levels 2	
1.12	İstatistiki Bölge Birimleri Sınıflaması 3. düzey ve eğitim seviyesine göre okul, şube, öğretmen ve derslik başına düşen öğrenci sayısı	**20**	1.12	Number of students per school, division, teacher and classroom by level of education according to Statistical Regions Level 3	
1.13	İstatistikî Bölge Birimleri Sınıflaması 3. düzey, yerleşim yeri ve eğitim seviyesine göre mezun olan öğrenci sayısı	**23**	1.13	Number of graduates by settlement place and level of education according to Statistical Regions Level 3	
1.14	İstatistiki Bölge Birimleri Sınıflaması 3. düzey, yerleşim yeri ve eğitim seviyesine göre yeni kayıt öğrenci sayısı	**28**	1.14	Number of new entrants by settlement place and level of education according to Statistical Regions Level 3	
1.15	Özel Eğitim Kurumlarında okul, öğrenci, öğretmen ve derslik sayısı	**34**	1.15	Number of schools, students, teachers and classrooms in Special Education Institutions	

1.16.a	Özel Öğretim Kurumlarında okul, öğrenci, öğretmen ve derslik sayısı	**35**	1.16.a	Number of schools, students, teachers and classrooms in Private Education Institutions
1.16.b	Yıllara göre özel öğretimin okul ve öğrenci sayılarının toplam içindeki payı	**35**	1.16.b	The percentage of Private Education Institutions schools and students in total by years
1.17	İstatistiki Bölge Birimleri Sınıflaması 1., 2. ve 3. düzey ve eğitim seviyesine göre okul, şube, öğrenci, öğretmen ve derslik sayısı	**36**	1.17	Number of schools, divisions, students, teachers and classrooms by Statistical Regions Levels 1, 2, and 3 and level of education
1.18	Eğitim kurumlarının kademelere göre okul, öğrenci, öğretmen ve derslik sayısı	**48**	1.18	Number of schools, students, teachers and classrooms in education institutions by level of education
2	**Örgün Eğitim, 2016-2017**		**2**	**Formal Education, 2016-2017**
	Okulöncesi Eğitim			**Pre-Primary Education**
2.1	Okulöncesi eğitim kurumlarının okul türlerine göre okul, öğrenci, öğretmen ve derslik sayısı	**49**	2.1	Number of schools, students, teachers and classrooms by types of school in pre-primary education institutions
2.2	İstatistiki Bölge Birimleri Sınıflaması 3. düzey resmi - özel ayrımında, yerleşim yerine göre okul öncesi eğitim kurumlarında okul, öğrenci, öğretmen ve derslik sayısı	**50**	2.2	Number of schools, students, teachers and classrooms in public and private pre-primary education institutions by settlement place according to Statistical Regions Level 3
2.3	İstatistiki Bölge Birimleri Sınıflaması 3. düzey, yerleşim yerine göre okul öncesi eğitim kurumlarında okul, şube, öğrenci ve öğretmen sayısı	**60**	2.3	Number of schools, divisions, students and teachers in pre-primary education institutions by settlement place according to Statistical Regions Level 3
	İlkokul, Ortaokul			**Primary School, Lower Secondary School**
2.4.a	İlkokullarda okul türlerine göre okul, öğrenci, öğretmen ve derslik sayısı	**64**	2.4.a	Number of schools, students, teachers and classrooms in primary schools by types of school
2.4.b	Ortaokullarda okul türlerine göre okul, öğrenci, öğretmen ve derslik sayısı	**65**	2.4.b	Number of schools, students, teachers and classrooms in lower secondary schools by types of school
2.5.a	İstatistiki Bölge Birimleri Sınıflaması 3. düzey resmi - özel ayrımında, yerleşim yerine göre ilkokullarda, okul, öğrenci, öğretmen ve derslik sayısı	**66**	2.5.a	Number of schools, students, teachers and classrooms in public and private primary schools by settlement place according to Statistical Regions Level 3
2.5.b	İstatistiki Bölge Birimleri Sınıflaması 3. düzey resmi - özel ayrımında, yerleşim yerine göre ortaokullarda, okul, öğrenci, öğretmen ve derslik sayısı	**76**	2.5.b	Number of schools, students, teachers and classrooms in public and private lower secondary schools by settlement place according to Statistical Regions Level 3
2.5.c	İstatistiki Bölge Birimleri Sınıflaması 3. düzey, Din Öğretimi Genel Müdürlüğü'ne bağlı ortaokullarda okul, öğrenci, öğretmen ve derslik sayısı	**86**	2.5.c	The number of schools, students, teachers and classrooms in lower secondary schools dependent on General Directorate of Religious according to Statistical Regions Level 3
2.6.a	İstatistiki Bölge Birimleri Sınıflaması 3. düzey, yerleşim yeri, sınıflara göre ilkokullarda, okul, şube ve öğrenci sayısı	**90**	2.6.a	Number of schools, divisions and students in primary schools by grade and settlement place according to Statistical Regions Levels 3

2.6.b	İstatistiki Bölge Birimleri Sınıflaması 3. düzey, yerleşim yeri, sınıflara göre ortaokullarda, okul, şube ve öğrenci sayısı	**98**	2.6.b	Number of schools, divisions and students in lower secondary schools by grade and settlement place according to Statistical Regions Levels 3
2.7.a	İstatistiki Bölge Birimleri Sınıflaması 3. düzey, yerleşim yeri ve doğum yıllarına göre ilkokullarda öğrenci sayısı	**106**	2.7.a	Number of students in primary schools by year of birth and settlement place according to Statistical Regions Levels 3
2.7.b	İstatistiki Bölge Birimleri Sınıflaması 3. düzey, yerleşim yeri ve doğum yıllarına göre ortaokullarda öğrenci sayısı	**110**	2.7.b	Number of students in lower secondary schools by year of birth and settlement place according to Statistical Regions Levels 3
2.8.a	İstatistiki Bölge Birimleri Sınıflaması 3. düzeye göre taşımalı uygulaması yapılan ilkokul, ortaokul, okul ve öğrenci sayıları	**118**	2.8.a	Number of transporting and transported primary schools, lower secondary schools and students by Statistical Regions Levels 3
2.8.b	İstatistiki Bölge Birimleri Sınıflaması 3. düzeye göre öğrenci taşıma uygulaması kapsamında taşınan özel eğitim öğrenci / kursiyer sayıları	**120**	2.8.b	The number of special education students trainees transported within the framework of student transportation implementation according to Statistical Regions 3. Level
	Ortaöğretim			**Upper Secondary Education**
2.9	Ortaöğretim kurumlarının genel müdürlüklere göre okul, öğrenci, öğretmen ve derslik sayısı	**122**	2.9	Number of schools, students, teachers and classrooms in secondary education institutions by general directorate
2.10	Ortaöğretim kurumlarında okul türlerine göre okul, öğrenci, öğretmen ve derslik sayısı	**123**	2.10	Number of schools, students, teachers and classrooms in secondary education institutions by school type
2.11	İstatistiki Bölge Birimleri Sınıflaması 3. düzey, ortaöğretimde resmi ve özel ayrımında yerleşim yeri, okul, öğrenci, öğretmen ve derslik sayısı	**126**	2.11	Number of schools, students, teachers and classrooms in public and private secondary education institutions by settlement place according to Statistical Regions Level 3
2.12	İstatistiki Bölge Birimleri Sınıflaması 3. düzey, yerleşim yeri ve sınıflara göre ortaöğretimde okul, şube ve öğrenci sayısı	**150**	2.12	Number of schools, divisions and students in secondary education by grade and settlement place according to Statistical Regions Levels 3
2.13	İstatistiki Bölge Birimleri Sınıflaması 3. düzey yerleşim yeri ve doğum yıllarına göre ortaöğretimde öğrenci sayısı	**174**	2.13	Number of students in secondary education by year of birth and setlement place according to Statistical Regions Levels 3
2.14	İstatistiki Bölge Birimleri Sınıflaması 3. düzey, Din Öğretimi Genel Müdürlüğü'ne bağlı liselerde okul, öğrenci, öğretmen ve derslik sayısı	**208**	2.14	The number of schools, students, teachers and classrooms in upper secondary schools dependent on General Directorate of Religious Education according to Statistical Regions Level 3
2.15	İstatistiki Bölge Birimleri Sınıflaması 3. düzeye göre taşımalı ortaöğretim yapılan öğrenci sayıları	**210**	2.15	Number of students transporting secondary school by Statistical Regions Level 3
2.16.a	Öğretim yılına göre mesleki ve teknik ortaöğretim mezunlarının toplam ortaöğretim mezunları içindeki oranı	**212**	2.16.a	The ratio of graduates from vocational and technical secondary education to total graduates from secondary education according to education years

2.16.b	Yıllara göre Genel, Mesleki Teknik ve Din Öğretimi okul ve öğrenci sayılarının toplam içindeki oranları	**212**	2.16.b	The percentage of General, Vocational and Technical, Religious Education schools and students in total by years
2.17	Yaygın eğitim kurumlarının türlerine göre kurum, kursiyer, öğretmen ve derslik sayısı	**213**	2.17	Number of institutions, participants, teachers and classrooms by kind of non-formal education institutions
3	**Burslu Öğrenciler ve Öğrenci Pansiyonları**		**3**	**Scholarship Students and Student Boarding Houses**
3.1	Öğretim dairelerine göre burslu öğrenci sayısı, 2011-2016	**214**	3.1	Number of scholarship students by General Directorate/Department, 2011-2016
3.2	İlköğretim ve ortaöğretim kurumlarında burslu öğrenci sayısı	**214**	3.2	Number of scholarship students in primary and secondary education institutions
3.3	Öğretim dairelerine göre pansiyon sayısı, pansiyon kapasitesi ve pansiyonlarda kalan öğrenci sayısı	**215**	3.3	Number of student boarding houses, their capacities and students in boarding houses by General Directorutel Department
3.4	İstatistiki Bölge Birimleri Sınıflaması 3. düzeye göre resmi pansiyonlu okullarda kalan öğrenci sayısı ve pansiyon kapasitesi	**215**	3.4	Number of public dormitories, their capacities and students in public dormitories by Statistical Regions Levels 3
3.5	İstatistiki Bölge Birimleri Sınıflaması 3. düzeye göre özel öğrenci yurtlarında kalan öğrenci sayısı ve yurt kapasitesi	**216**	3.5	Number of private dormitories, their capacities and students in private dormitories by Statistical Regions Levels 3
3.6	Ortaöğretim ve yükseköğretim özel öğrenci yurtları ile öğrenci sayısı	**217**	3.6	Number of private dormitories and students in dormitories for secondary and tertiary education
3.7	Özel öğrenci yurtlarının sayısı, yatak kapasitesi ve yurtta kalan öğrenci sayısı	**217**	3.7	Number of private dormitories, their bed capacity and students in dormitories
3.8	Yerleşim yerine göre özel öğrenci yurtlarının sayısı	**218**	3.8	Number of private dormitories by settlement place
3.9	İlköğretim ve ortaöğretim öğrencilerinin yurtiçi burs ücreti (2003-2017)	**218**	3.9	Domestic study grants of students in primary and secondary education (2003-2017)
4	**Yüksek Öğrenim Kredi ve Yurtlar Kurumu Hizmetleri**		**4**	**Services Provided by Higher Education Loans and Dormitories Institution**
4.1	Yüksek Öğrenim Kredi ve Yurtlar Kurumundan burs, öğrenim ve katkı kredisi alan öğrenci sayısı ve kredi miktarı	**219**	4.1	Number of students receiving study grant, loan and contribution from Higher Education Loans and Dormitories Institution and the amount of loan
4.2	Yüksek Öğrenim Kredi ve Yurtlar Kurumuna bağlı yurtlar ve kapasiteleri	**220**	4.2	Number of dormitories dependent on Higher Education Loans and Dormitories Institution and their capacities
4.3	İl ve ilçelere göre Yüksek Öğrenim Kredi ve Yurtlar Kurumuna bağlı yurtlarda yurt kapasitesi	**221**	4.3	Capacities of dormitories affiliated to the Higher Education Loans and Dormitories Institution by province and district

5	**Yurt Dışı Eğitim**		**5**	**Education Abroad**
5.1	Türk Cumhuriyetleri ile Türk ve Akraba Topluluklarında açılan öğretim kurumları ile Türkiye Türkçesi Eğitim Öğretim Merkezlerinde öğrenci ve öğretmenler	**231**	5.1	Number of students and teachers in Turkish Education Centers and education institutions opened in Turkish Republics and communities of Turks and relatives
5.2	Ülkemizde hükümet burslusu olarak eğitim gören yabancı uyruklu öğrencilerin ülkelerine ve öğrenim düzeylerine göre sayısı	**232**	5.2	Number of foreign students by government according to their countries and levels of education
5.3	Ülkeler, öğrenim düzeyleri ve öğrenim dallarına göre yurt dışında öğrenim gören burslu öğrenciler	**236**	5.3	Scholarship students studying abroad by country, level of education and programme
6	**Öğretmen Evleri ve Akşam Sanat Okulları**		**6**	**Teachers Houses and Evening Art Schools**
6.1	İstatistiki Bölge Birimleri Sınıflaması 3. düzeye göre öğretmen evleri ve akşam sanat okulları ile öğretmen lokali sayısı	**238**	6.1	Number of Teacher's guest houses and clubs, and evening arts schools by Statistical Regions Levels 3
7	**Bütçe**		**7**	**Budget**
7.1	Eğitim Bütçesi	**239**	7.1	Education Budget
7.2	2017 Yılı Millî Eğitim Bakanlığı bütçesinin ekonomik sınıflandırmaya göre dağılımı ve 2016 yılı bütçe ödeneğine oranı	**240**	7.2	Allocation of the budget of Ministry of National Education for year 2017 by economic classification and it's ratio to net budget appropriation of year 2016
7.3	2017 Yılı Millî Eğitim Bakanlığı bütçesinin fonksiyonel sınıflandırılmaya göre dağılımı	**240**	7.3	Allocation of the Budget of Ministry of National Education for 2017 fiscal year by Functional Classification
7.4	Milli Eğitim Bakanlığı bütçe büyüklükleri	**240**	7.4	Budget of Ministry of National Education
7.5	Gayri Safi Yurt İçi Hasıla ile Konsolide/Merkezi Yönetim Bütçesinin Milli Eğitim Bakanlığı bütçesine oranları	**241**	7.5	Ratio of MoNE's Budget in Gross Domestic Product and Consolidated /Central Government Budget
7.6	2017 yılı Yüksek Öğretim Kurulu, üniversiteler ve yüksek teknoloji enstitüleri bütçelerinin 2016 yılı bütçesine oranı	**242**	7.6	Ratio of 2017 budgets of Higher Education Council, universities and high technology institutes to 2016 budget
7.7	MEB ile YÖK+Üniversiteler bütçesinin Gayri Safi Yurt İçi Hasıla ile Konsolide /Merkezi Yönetim bütçe içindeki payları	**242**	7.7	Proportions of Budgets of MoNE and HEC +Universities in Gross Domestic Product and Consolidated/ Central Government Budget
7.8	YÖK, üniversite ve ileri teknoloji enstitülerinin ekonomik sınıflandırmaya göre 2017 yılı bütçesi	**243**	7.8	2017 budget of HEC, universities and high technology institutes by economic classification

8	**Yatırım**		**8**	**Investment**
8.1	Konsolide bütçe yatırımlarından Milli Eğitim Bakanlığı yatırımlarına ayrılan pay	**246**	8.1	Proportion of MoNE's Investments in Consolidated Budget Investments
8.2	MEB yatırım bütçesinin Gayri Safi Yurtiçi Hâsıla ve konsolide bütçeye oranları	**246**	8.2	Ratio of investment budget of MoNE in Gross Domestic Product and Consolidated budget
8.3	Milli Eğitim Bakanlığı bütçesinden yatırımlara ayrılan pay	**247**	8.3	Proportion of investments in the budget of MoNE
8.4	2003-2016 yılları arasında yapılan derslik sayısı	**247**	8.4	Number of classrooms built between 2003-2016
8.5	Halkın ve İl Özel İdarelerinin eğitime katkıları	**248**	8.5	Provincial Private Administrations' and Individuals' Support to Education
8.6	2017 yılında tahsisi öngörülen yatırım ödenekleri	**249**	8.6	Investment appropriations foreseen to be allocated in 2017

SİMGE VE KISALTMALAR			**SYMBOLS and ABBREVIATIONS**
Bilgi yoktur	**-**		Denotes magnitude nil
01/10/2016 ile 31/09/2017 arasındaki öğrenim dönemi	**2016/'17**		Education period from 01/10/2016 to 31/ 09/ 2017
Türk Lirası	**TL**		Turkish Liras
Ölçme, Seçme ve Yerleştirme Merkezi	**ÖSYM**		Assesment, Selection and Placement Centre
Öğrenci Seçme ve Yerleştirme Sistemi	**ÖSYS**		Student Selection and Placement System
Yüksek Öğrenim Kredi ve Yurtlar Kurumu	**YURTKUR**		Higher Education Loans and Dormitories Institution
Türkçe Öğretim Merkezi	**TÖMER**		Turkish Education Centre
Adrese Dayalı Nüfus Kayıt Sistemi	**ADNKS**	**ABPRS**	Adress-Based Population Register System
Uluslararası Standart Eğitim Sınıflaması	**ISCED 2011**		International Standard Classification of Education
Gayri Safi Yurtiçi Hasıla	**GSYH**	**GDP**	Gross Domestic Product
İstatistikî Bölge Birimleri Sınıflaması	**İBBS**	**SR**	Statistical Regions
Milli Eğitim Bakanlığı	**MEB**	**MoNE**	Ministry of National Education
Yüksek Öğretim Kurulu	**YÖK**	**HEC**	Higher Education Council
Türkiye İstatistik Kurumu	**TÜİK**	**TurkStat**	Turkish Statistical Institute
Akşam Sanat Okulu	**ASO**	**EAS**	Evening Art School

AÇIKLAMA

1. Giriş

Türk Millî Eğitim Sisteminin Yapısı

1739 sayılı Millî Eğitim Temel Kanunu ile belirlenmiş olan Millî Eğitim Sistemi, "Örgün Eğitim" ve "Yaygın Eğitim" olmak üzere iki ana bölümden oluşmaktadır.

1.1 Örgün Eğitim

Örgün eğitim; belirli yaş grubundaki ve aynı seviyedeki bireylere, amaca göre hazırlanmış programlarla, okul çatısı altında düzenli olarak yapılan eğitimdir.

Örgün eğitim; okul öncesi, ilkokul, ortaokul, ortaöğretim ve yükseköğretim kurumlarını kapsar.

Okulöncesi Eğitim: Okul öncesi eğitim; isteğe bağlı olarak zorunlu ilköğretim çağına gelmemiş, 3 yaş (36 ayını dolduran, 2013 yılının 1. ve 9. ayları arasında doğan çocuklar), 4 yaş ve 5 yaş (66 aydan küçük olan 2011 yılının 4. ve 12. ayları arasında doğan çocuklar) grubundaki çocukların eğitimini kapsar. Okul öncesi eğitim kurumları bağımsız ana okulları olarak kurulabildikleri gibi, gerekli görülen yerlerde ilköğretim okullarına bağlı ana sınıfları halinde veya ilgili diğer öğretim kurumlarına bağlı uygulama sınıfları olarak da açılmaktadır.

Okul öncesi eğitimin amacı; çocukların bedensel, zihinsel, duygusal gelişimini ve iyi alışkanlıklar kazanmasını, onların ilköğretime hazırlanmasını, koşulları elverişsiz çevrelerden gelen çocuklar için ortak bir yetişme ortamı sağlanmasını, Türkçenin doğru ve güzel konuşulmasını sağlamaktır.

Okul öncesi eğitim kurumları, bağımsız ana okulları olarak, örgün ve yaygın eğitim kurumları bünyesinde uygun fiziksel kapasiteye göre ana sınıfları ve uygulamalı sınıflar olarak açılmaktadır.

Yaz Okulu: Okul öncesi eğitimi yaygınlaştırmak ve geliştirmek, çalışan anne-babanın taleplerini karşılamak amacıyla Okul öncesi Eğitim Programı doğrultusunda çocuklar için önem ve öncelik arz eden konuları kapsayan, okul öncesi eğitimden yararlanamayan 60-66 aylık çocuklara öncelik tanınarak yaz aylarında uygulanan eğitimdir.

Gezici Sınıf: Okul öncesi eğitimi yaygınlaştırmak ve geliştirmek amacıyla, maddi imkanları yetersiz ailelerin okul öncesi eğitim kurumlarına devam edemeyen 36-66 aylık çocukları için kuruma dayalı okul öncesi eğitimi uygulamasıdır.

Gezici sınıf projesi, Temel Eğitim Genel Müdürlüğü, il millî eğitim müdürlükleri, belediyeler ve üniversiteler arasında imzalanan protokolle sürdürülmektedir.

EXPLANATION

1. Introduction

Overall Structure Of Turkish National Education System

The National Education System, determined by National Education Basic Act No. 1739, consists of two main parts, namely “formal education” and “non-formal education”.

1.1 Formal Education

Formal education is the regular education conducted within a school for individuals in a certain age group and at the same level, under programs developed in accordance with the purpose.

Formal education includes pre-primary, primary school, lower secondary school, upper secondary and higher education institutions.

Pre-Primary Education: Pre-primary education; involves the education of children in the age group of 3 (children who have completed 36 months, who were born between first and 9th months of 2013) age group 4 and age group 5 (children who are younger 66 months, who were born between 4th and 12th months of 2011) who have not reached the age of compulsory primary education. Pre-primary education institutions may be established as independent kindergartens or, where considered necessary, as nursery classes within a primary education school or as practice classes affiliated to other related education institutions.

The objective of pre-primary education is to ensure that children develop physically, mentally and emotionally and acquire good habits, that they are prepared for primary education, that a common environment of upbringing is provided for children who come from a disadvantaged background and that they speak Turkish properly and correctly.

Pre-Primary education institutions are opened as independent kindergartens and as nursery classes and practical classes within formal and non-formal education institutions with suitable physical capacity.

Summer Preschool: The aim of summer school programme is to spread and develop pre-primary education and to meet the needs of families that are on work about their child care and education. Summer school programme is an education that covers the subjects which have importance and priority in pre-primary programmes and implemented in summer especially for children aged 60-66 months who can not continue pre-primary education.

Mobile Classroom: Aiming at developing pre-primary education, mobile classroom is an implementation to institution based pre-primary education for children of low-income families aged 36-66 months who cannot attend pre-primary education institutions.

Mobile classroom project is carried out by General Directorate of Basic Education for provincial education directorates, municipalities and universities.

İlköğretim Kurumları: Mecburi ilköğretim çağı 5 yaş (66 ayını dolduran, 2011 yılının 1. ve 3. ayları arasında doğan çocuklar) -13 yaş grubundaki çocukları kapsar. (Kayıtların yapıldığı yılın eylül ayı sonu itibariyle 66 ayını dolduran çocuklar ile 13 yaşını bitirip öğretim yılı sonunda 14 yaşına giren çocukları kapsar.)

İlköğretimin amacı; her Türk çocuğunun iyi birer vatandaş olabilmesi için, gerekli temel bilgi, beceri, davranış ve alışkanlık kazanmasını, millî ahlak anlayışına uygun olarak yetişmesini, ilgi, istidat ve kabiliyetleri yönünden hayata ve bir üst öğrenime hazırlanmasını sağlamaktır.

İlköğretim kurumları; dört yıl süreli ve zorunlu ilkokullar ile dört yıl süreli zorunlu ve farklı programlar arasında tercihe imkan veren ortaokullar ile imam hatip ortaokullarından oluşur.

Ortaokullar ile imam-hatip ortaokullarında lise eğitimini destekleyecek şekilde öğrencilerin yetenek, gelişim ve tercihlerine göre seçimlik dersler oluşturulur.

Açık Öğretim Ortaokulu: İlkokulu bitiren ancak herhangi bir nedenle ortaokula devam edememiş 14 yaş ve üzeri vatandaşlara yönelik olarak uzaktan öğretim yöntemi ile ortaokulu tamamlama olanağı sağlayan kurumdur. Sistem gereği şube ve öğretmen bulunmamaktadır.

2009-2010 öğretim yılından itibaren Açık İlköğretim Okulu´nu bitirme süresi üç yıldan bir yıla düşürülmüştür. Açık Öğretim Ortaokulunda bir öğretim yılı üç dönemden oluşur. Öğrenciler çalışma takviminde belirtilen zamanlarda her dönem (yılda 3 kez) internet üzerinden kayıt yenilemek zorundadır. Bir dönem kayıt yenilemeyen öğrencilerin kaydı DONUK, iki dönem üst üste kayıt yenilemeyen öğrencilerin kaydı SİLİK duruma düşer. SİLİK durumdaki öğrencilerin daha önceki kredileri saklı tutulur ve tekrar kayıt yaptırarak kaldıkları yerden devam edebilirler.

Ortaöğretim: Ortaöğretim; ilköğretime dayalı, en az dört yıllık zorunlu, örgün veya yaygın öğrenim veren genel, mesleki ve teknik öğretim kurumlarının tümünü kapsar.

Ortaöğretimin amaç ve görevleri; Milli Eğitimin genel amaçlarına ve temel ilkelerine uygun olarak,

1. Bütün öğrencilere ortaöğretim seviyesinde asgari ortak bir genel kültür vermek suretiyle onlara kişi ve toplum sorunlarını tanımak, çözüm yolları aramak ve yurdun iktisadi sosyal ve kültürel kalkınmasına katkıda bulunmak bilincini ve gücünü kazandırmak,

Primary Education Institutions: The compulsory primary school age covers the age group of 5 (children who have completed 66 months, who were born between first and third months of 2011) to 13. (The coverage of this age group starts with children who are 66 months old by the end of September of the year of registration and ends at the end of the educational year when the child completes 13 and begins the age of 14.)

The objective of primary education is to ensure that every Turkish child acquires the necessary knowledge, skills, behavior and habits to become a good citizen and is raised in accordance with the concept of national morals and that he/she is prepared for life and for the next level of education in accordance with his/her interests, talents and capabilities.

Primary education institutions are consist of the four-year and compulsory lower secondary schools four year and compulsory lower secondary schools which give opportunity to allow between different programmes, and lower secondary schools for imams and preachers.

The preferable lessons in type of supporting students' upper secondary education are consist of by students' ability, improvement and prefers in lower secondary schools and lower secondary schools for imams and preachers.

Open Lower Secondary School: It is the institution that provide the opportunity of completing lower secondary education to citizens at least 14 years old who completed primary education but couldn't attend to lower secondary education because of any reason, by distance educational method. There are not any divisions and teachers in accordance with system.

Since 2009-2010 academic year, the completion period of Open Primary School has been reduced to one year from three years. In Open Lower Secondary School, an academic year consists of three semesters. Students are required to renew their registration on the internet every semester (3 times a year) at the times specified in the academic calendar. Registration of students, who do not enroll for one semester, is FREEZING, and registration of students, who do not enroll for two semesters consecutively, is UNREGISTERED. Previous credits of unregistered students are kept in reserve and they can continue from where they left off by reregistering.

Upper Secondary Education: Upper secondary education includes all the teaching institutions, general vocational and technical education institutions with at least four year compulsory formal or non-formal education, based on primary and lower secondary education.

The aims and duties of secondary education, in accordance with the general purposes and basic principles of National Education, are as follows;

1. Enabling all students to have the awareness and power to get to know the problems provided that giving culture on minimum common general level look for ways of solution and aqquire the conscious of contributing to country's economical, social and cultural development and power.

2. Öğrencileri, çeşitli program ve okullarla ilgi, istidat ve kabiliyetleri ölçüsünde ve doğrultusunda yüksek öğretime veya hayata ve iş alanlarına hazırlamaktır. Bu görevler yerine getirilirken öğrencilerin istekleri ve kabiliyetleri ile toplum ihtiyaçları arasında denge sağlanır.

Genel Ortaöğretim: İlköğretime dayalı en az dört yıllık zorunlu eğitimle öğrencilere genel kültür kazandırmanın yanı sıra, ilgi, istek ve yetenekleri doğrultusunda yükseköğretime, hem yükseköğretime veya geleceğe hazırlayan eğitim öğretim sürecidir.

Açık Öğretim Lisesi: Yüz yüze eğitim yapan örgün eğitim kurumlarına devam edemeyen, örgün eğitim çağını geçiren ve liseye devam ederken açık öğretim lisesine geçmek isteyen öğrencilere hizmet vermektedir. Açık öğretim lisesinde ders geçme ve kredi sistemi ile öğretim verilmektedir. Sistem gereği şube, öğretmen bulunmamaktadır.

2006 yılında tüm liselerin eğitim süresinin 4 yıla çıkarılmasıyla birlikte Açık Öğretim Lisesine kayıtlı olan öğrenciler de kademeli olarak 4 yıllık sisteme geçmiş dâhil edilmişlerdir. Örgün eğitim yaşında kayıt yaptıran öğrenciler en erken 4 yıl (8 dönem) sonunda mezun olabilirler. Ancak 18 yaşından gün almış öğrencilerimiz yılda üç dönem sınav hakları olduğundan, 8 dönemi 2,5 yılda tamamlayabilmektedirler.

Açık Öğretim Lisesinde bir öğretim yılı üç dönemden oluşur. Öğrenciler çalışma takviminde belirtilen zamanlarda her dönem (yılda 3 kez) internet üzerinden kayıt yenilemek zorundadır. Bir dönem kayıt yenilemeyen öğrencilerin kaydı DONUK, iki dönem üst üste kayıt yenilemeyen öğrencilerin kaydı SİLİK duruma düşer. SİLİK durumdaki öğrencilerin daha önceki kredileri saklı tutulur ve tekrar kayıt yaptırarak kaldıkları yerden devam edebilirler.

Mesleki ve Teknik Ortaöğretim: İlköğretime dayalı en az dört yıllık zorunlu eğitimle öğrencilere genel kültür kazandırmanın yanı sıra, ilgi, istek ve yetenekleri doğrultusunda yükseköğretime, hem yükseköğretime hem mesleğe veya geleceğe ve iş alanlarına hazırlayan eğitim öğretim sürecidir.

Mesleki Açık Öğretim Lisesi : 24.12.2005 tarihli ve 26033 sayılı, Resmi Gazete´ de yayımlanan Yönetmelikte Meslekî Açık Öğretim Lisesi´nin kurulmasına ilişkin hükümler yer almıştır. Meslekî Açık Öğretim Lisesine 2006 yılından sonra Ortaokul/İlköğretim Okulu mezunu olarak kayıt yaptıran öğrenciler en erken 4 yıl (8 dönem) sonunda mezun olabilirler. Meslekî Açık Öğretim Lisesinde bir öğretim yılı iki dönemden oluşur. Öğrenciler çalışma takviminde belirtilen zamanlarda her dönem (yılda 2 kez) internet üzerinden kayıt yenilemek zorundadır. İki dönem üst üste kayıt yenilemeyen öğrencilerin kaydı silik duruma düşer. Silik durumdaki öğrencilerin daha önceki kredileri saklı tutulur ve tekrar kayıt yaptırarak kaldıkları yerden devam edebilirler.

2. Preparing students for higher education or for life and job fields in accordance with their interests, aptitude and abilities with various programs and schools. While these missions are accomplished, a balance is set between students' expectations and abilities and the needs of the society.

General Secondary Education: It is a four-year compulsory educational process that prepares students both for higher education and for the future according to their interests, expectations and abilities in addition to equipping them with world knowledge with an education based on primary education.

Open Upper Secondary High School: It offers education to students who are not able to attend formal educational institutions providing face-to-face education, who have completed the formal education stage in terms of age, and who want to follow an open upper secondary high school while attending upper secondary high school. Education is provided with a pass or fail and a credit system. There are not any classes and teachers as the system does not require them.
In 2006, with the upgrading of education of all high schools to 4 years, students enrolled in the Open Upper Secondary High School were gradually included in the 4-year system. Students enrolled at formal education age may graduate 4 years later at the earliest (8 semesters). However, students who are 18 years of age can complete 8 semesters in 2.5 years since they have rights to take examinations three times a year.

An academic year in an Open Upper Secondary High School consists of three semesters. Students are required to renew their registration on the internet every semester (3 times a year) at the times specified in the academic calendar. Registration of students, who do not enroll for one semester, is FREEZING, and registration of students, who do not enroll for two semesters consecutively, is UNREGISTERED. Previous credits of unregistered students are kept in reserve and they can continue from where they left off by reregistering.

Vocational and Technical Secondary Education: It is a four-year compulsory educational process that prepares students both for higher education and for the future as well as for an occupation and job fields according to their interests, expectations and abilities in addition to equipping them with world knowledge with an education based on primary education.

Open Vocational Upper Secondary High School: Provisions related to the establishment of Open Vocational Upper Secondary High School dated 24.12.2005 and numbered 26033 are published in the Official Gazette. Students enrolled in Open Vocational Upper Secondary High School as a graduate of Lower Secondary / Primary School after 2006 may graduate 4 years later at the earliest (8 semesters). An academic year in an Open Vocational Upper Secondary High School consists of two semesters. Students are required to renew their registration on the internet every semester (2 times a year) during the times specified in the academic calendar. Students who fail to register for two semesters consecutively will be unregistered. Previous credits of unregistered students are kept in reserve and they can continue from where they left off by reregistering.

Yükseköğretim: Yükseköğretim; ortaöğretime dayalı, en az iki yıllık yüksek öğrenim veren eğitim kurumlarının tümünü kapsar.

Yükseköğretimin amaç ve görevleri, milli eğitimin genel amaçlarına ve temel ilkelerine uygun olarak,

1. Öğrencileri ilgi, istidat ve kabiliyetleri ölçüsünde ve doğrultusunda yurdumuzun bilim politikasına ve toplumun yüksek seviyede ve çeşitli kademelerdeki insan gücü ihtiyaçlarına göre yetiştirmek;

2. Çeşitli kademelerde bilimsel öğretim yapmak;

3. Yurdumuzu ilgilendirenler başta olmak üzere, bütün bilimsel, teknik ve kültürel sorunları çözmek için bilimleri genişletip derinleştirecek inceleme ve araştırmalarda bulunmak;
4. Yurdumuzun türlü yönde ilerleme ve gelişmesini ilgilendiren bütün sorunları, Hükümet ve kurumlarla da elbirliği etmek suretiyle öğretim ve araştırma konusu yaparak sonuçlarını toplumun yararlanmasına sunmak ve Hükümetçe istenecek inceleme ve araştırmaları sonuçlandırarak düşüncelerini bildirmek;

5. Araştırma ve incelemelerinin sonuçlarını gösteren, bilim ve tekniğin ilerlemesini sağlayan her türlü yayınları yapmak;
6. Türk toplumunun genel seviyesini yükseltici ve kamuoyunu aydınlatıcı bilimsel verileri sözle, yazı ile halka yaymak ve yaygın eğitim hizmetlerinde bulunmaktır.

Yükseköğretim kurumları;

* Üniversiteler

* Fakülteler

* Enstitüler

* Yüksekokullar

* Konservatuarlar

* Meslek yüksek okulları

* Uygulama ve araştırma merkezleridir.

1.2 Yaygın Eğitim

Yaygın eğitim, örgün eğitim yanında veya dışında düzenlenen eğitim faaliyetlerinin tümünü kapsar. Yaygın eğitimin özel amacı, millî eğitimin genel amaçlarına ve temel ilkelerine uygun olarak, örgün eğitim sistemine hiç girmemiş olan veya herhangi bir kademesinde bulunan, ya da bu kademeden çıkmış vatandaşlara örgün eğitimin yanında veya dışında;

*Okuma-yazma öğretmek, eksik eğitimlerini tamamlamaları için sürekli eğitim olanağı hazırlamak,

*Bilimsel, teknolojik, ekonomik, sosyal ve kültürel gelişmelere uyumlarını kolaylaştırıcı eğitim olanağı sağlamak,

Higher Education: Higher education includes all the educational institutions which are based on secondary education, and which provide at least two years of higher education.
The aims and duties of secondary education, in accordance with the general purposes and basic principles of National Education, are as follows;

1. Train students according to our country's science policies and the need for labor in higher and various levels of the society in accordance with their interests, aptitude and abilities,

2. Providing scientific training at various levels,

3. Doing research exploring sciences in further detail in order to finding solutions to scientific, technical and cultural problems especially to ones related to our country,

4. Providing the society with the results on research focusing on our country's problems regarding its progress and development with the coordination of the government and institutions and giving opinion on the research the government asks for,

5. Publishing everything that shows the results of research and that enables science and technology to develop,

6. Providing educational services such as spreading scientific data that can improve the level of Turkish society and that can enlighten the public in written or oral form.

Higher education institutions are;

- Universities,
- Faculties,
- Institutes,
- Colleges
- Conservatories
- Vocational Colleges
- Center for Practice and Research

1.2 Non-Formal Education

In accordance with the general objectives and basic principles of national education, the objectives of non-formal education, which covers citizens who have never entered the formal education system or are at any level of it or have left at that level, and which may accompany formal education or be independent of it are;

*To teach citizens to read and write and to provide them with the possibility of continuous education so that they may complete their deficient education,

*To provide them with the opportunity of education that shall help them in adjusting to scientific, technological, economic, social and cultural developments,

*Millî kültür değerlerimizi koruyucu, geliştirici, tanıtıcı ve benimsetici nitelikte eğitim yapmak,

*Toplu yaşama, dayanışma, yardımlaşma, birlikte çalışma ve örgütlenme anlayış ve alışkanlıkları kazandırmak,

*Ekonominin gelişimi doğrultusunda ve istihdam politikasına uygun meslek edinmelerini sağlayıcı olanaklar hazırlamak,

*Beslenme ve sağlıklı yaşam tarzını benimsetmek,

*Çeşitli mesleklerde çalışanlara, gelişmeleri için gerekli bilgi ve becerileri kazandırmak,

*Boş zamanlarını yararlı bir biçimde değerlendirme ve kullanma alışkanlıkları kazandırmak.

*To provide an education that serves to protect, develop, promote and assimilate the values of our national culture,

*To ensure that an understanding and habits for living together, solidarity, mutual assistance, working together and getting organized are acquired and assimilated,

*To provide opportunities for citizens in non-formal education to gain a profession in accordance with the employment policies and in line with the development of the economy,

*To promote a healthy way of life and healthy nutritional habits,

*To provide people engaged in various professions with the necessary information and skills for further development,

*To establish the habit of spending and using spare time productively.

2. Yöntem

Veri Derleme Şekli

Örgün eğitim istatistiklerinin derlenebilmesi ve yayımlanabilmesi için internet ortamında çalışan ve her eğitim seviyesi ile okul bazında bilgi girişi yapılabilen Milli Eğitim Bakanlığı Bilişim Sistemleri (MEBBİS), 2002/'03 eğitim-öğretim yılında başlatılmıştır. Okul müdürlükleri aynı yılın öğretim yılı başı ve bir önceki yılın öğretim yılı sonu bilgilerini okul kayıtlarından almaktadır.

2008-2009 eğitim ve öğretim yılından itibaren okul öncesi ve ilköğretim öğrenci ve bina bilgileri **e-okul** modülünden, internet ortamından alınmaktadır.

2009-2010 eğitim ve öğretim yılından itibaren ortaöğretim öğrenci bilgileri **e-okul** modülünden, bina bilgileri MEİS modülünden internet ortamında alınmaktadır.

e-Okul: Millî Eğitim Bakanlığına bağlı okul/kurumlarda eğitim, öğretim ve yönetimle ilgili iş ve işlemlerin mevzuatına uygun olarak elektronik ortamda yürütüldüğü ve bilgilerin muhafaza edildiği sistemdir.

İşbirliği Yapılan Kurumlar

Millî Eğitim Bakanlığı, Türkiye İstatistik Kurumu (TÜİK) ile ortak çalışılarak, veri taleplerindeki değişiklikler her yıl güncellenmektedir.

3. Tanım ve Kavramlar

Cinsiyet Oranı: Belirli bir öğretim yılında ilgili öğretim türünün kız çocuk brüt okullaşma oranının, aynı öğretim yılında ilgili öğretim türünün erkek çocuk brüt okullaşma oranına olan göreli büyüklüğünü göstermektedir. İki farklı göstergenin (brüt okullaşma oranlarının) birbirine oranlanmasıyla yapılan hesaplamanın 100 ile çarpılmasıdır.

2. Method

Data Collection

In order for formal education statistics to be collected and published, Ministry of National Education launched the project named "MEBBİS" in the educational year 2002/'03. School directors send their recorded data covering level of education to the computer centre of Ministry of National Education via internet. Data are taken from the school records at the beginning of the educational year and the end of the previous educational year.

Beginning from the educational year 2008-2009, data on students and buildings for pre-primary and primary education have been taken via internet from the **e-school** module.

Beginning from the educational year 2009-2010, the data on upper secondary school students have been taken via internet from the **e-school** modüle, the data on buildings have been taken via internet from the MEIS modüle.

e-School: It is the system in which the work and the operations regarding education and administration in the schools/institutions depend on the Ministry of National Education are carried out and stored in accordance with regulations.

Institutions in Collaboration

In order to collect data, and to publish formal education statistics, Ministry of National Education, Turkish Statistical Institute (TurkStat) will be in cooperation according to demands for every educational year.

3. Definitions and Concepts

Student Sex Ratio: It indicates the relative greatness of female gross schooling ratio as compared to male gross schooling ratio in a specific educational year and level of education. It is obtained by dividing the female gross schooling ratio by the male gross schooling ratio multiplied 100.

İlkokul ve ortaokul okullaşma oranlarındaki düşüşün nedeni: 2013-14 eğitim öğretim yılı ve daha önceki yıllarda öğrenci sayıları alınırken sisteme kayıtlı aktif-pasif (Yurt dışına çıkan, vefat eden, açık öğretime geçiş yapan) tüm öğrenciler dahil edilmekte idi. 2014-15 eğitim öğretim yılından itibaren aktif-pasif öğrencilerin ayrıştırılmasına gidilmiş olup; sistem üzerindeki pasif duruma düşen öğrenciler (yurt dışına çıkan, vefat eden, açık öğretime geçiş yapan öğrenciler) okullaşma oranlarının hesabında kullanılan öğrenci sayılarına dahil edilmemiştir. 2014-15 eğitim öğretim yılında pasif duruma düşenler öğrenci sayılarına dahil edilmediğinden okullaşma oranlarında kısmen düşüş olmuştur. Böylece hem çağ dışı nüfusa kaydığı için açık öğretime yönlendirilen öğrencilerin mükerrer sayımı engellenmiş olmaktadır hem de gerçek (ölen veya yurtdışına çıkanlardan arındırılmış) öğrenci sayısı esas alınmış olmaktadır. İlkokullardaki okullaşma oranının düşüş nedenlerinden bir diğeri ise yönetmelik kapsamında ilkokul öğrenim çağındaki çocukların kayıt erteleme veya okulöncesi eğitime geçiş esnekliğinin sağlanmasıdır.
2016/'17 okullaşma oranları hesaplanırken, kullanılan nüfus ve öğrenci sayılarında Türkiye'de ikamet eden T.C. vatandaşları kapsanmıştır. Türkiye'de ikamet eden yabancı uyruklu nüfus ve yabancı uyruklu öğrenci sayıları kapsam dışında tutularak hesaplanmıştır.

The reason for the decrease in schooling ratio in primary and lower secondary education: In the educational year 2013-14 and before, all active as well as passive students (students who moved abroad, died or were oriented to open education) were included in the number of students. As of the educational year 2014-2015, students who have become passive in the system (i.e., students who moved abroad, died or were oriented to open education) were not included in the student figures used for the calculation of schooling ratios. Due to this exclusion of passive students from the number of students in the educational year 2014-2015, there has been a relative decrease in schooling ratios. This change in methodology has ensured the prevention of double counting of students that have fallen out of the scope of the related school age population and were oriented to open education; and facilitated the presentation of more accurate student data (excluding those students who died or moved abroad). Another reason for the decrease in primary education schooling ratio is the change in regulation that enables the flexible enrolment of students in the primary school age to pre-primary education or their postponing the enrolment.
The population and the number of students who reside in Turkey as Turkish citizens are taken into consideration while the school enrollment rates of 2016-2017 are being calculated. Foreign nationals residing in Turkey and the number of foreign students are excluded from the calculation

Brüt Okullaşma Oranı: İlgili öğrenim türündeki tüm öğrencilerin, ait olduğu öğrenim türündeki teorik yaş grubunda bulunan toplam nüfusa bölünmesi ile elde edilir.
A: Toplam öğrenci sayısı
B: Teorik yaş grubundaki toplam nüfus

$$\text{Brüt okullaşma oranı} = \frac{A}{B} \times 100$$

Net Okullaşma Oranı: İlgili öğrenim türündeki teorik yaş grubunda bulunan öğrencilerin, ait olduğu öğrenim türündeki teorik yaş grubunda bulunan toplam nüfusa bölünmesi ile elde edilir.
A: Teorik yaş grubundaki öğrenci sayısı
B: Teorik yaş grubundaki toplam nüfus

$$\text{Net okullaşma oranı} = \frac{A}{B} \times 100$$

Öğrencilerin bitirdiği yaş temel alınarak; okul öncesi teorik yaş 3 yaş (1-9 aylar) -5 yaş (4-12 aylar), ilkokulda teorik yaş 5 yaş (1-3 aylar) -9 yaş (4-12 aylar), ortaokulda teorik yaş 9 yaş (1-3 aylar) -13 yaş, ortaöğretimde teorik yaş 14-17, yükseköğretimde teorik yaş 18-22 olarak kabul edilmiştir.

Yaş gruplarına (Doğum yılları) göre NET okullaşma oranları hesaplanırken; öğrencinin ait olduğu eğitim kademesine (öğrenim türüne) bakılmaksızın, ilgili yaş grubunda bulunan toplam öğrencilerin, ilgili yaş grubunda bulunan toplam nüfusa bölünmesi ile elde edilmiştir.

Derslik Başına Düşen Öğrenci Sayısı: İstenilen eğitim kademesine ve İstatistikî Bölge Birimleri Sınıflaması seviyesine göre, toplam öğrenci sayısının toplam derslik sayısına bölünmesi ile elde edilen ve bir derslikteki ortalama öğrenci sayısını gösteren göstergedir.

Gross Schooling Ratio: It is obtained by dividing the total number of students in a specific level of education by the population in the theoretical age group.

A: Total number of students
B: Total population in the theoretical age group

$$\text{Gross schooling ratio} = \frac{A}{B} \times 100$$

Net Schooling Ratio: It is obtained by dividing the number of students of a theoretical age group enrolled in a specific level of education by the population in that age group.
A: Number of students in the theoretical age group
B: Total population in the theoretical age group

$$\text{Net schooling ratio} = \frac{A}{B} \times 100$$

The theoretical age groups on pre-primary school as 3 (1-9 months) -5 (4-12 months), on primary school as 5 (1-3 months) -9 (4-12 months), on secondary school as 9 (1-3 months) -13, on high school 14-17 and on higher education 18-22 on the basis of the completed age of students.

The calculation of **NET schooling percentage according to age groups (birth year)** is obtained by dividing the total numbers of students in the relevant age group without considering the education level (type) of the students to the total population of the students in the relevant age group.

Number of Students per Classroom: It is the indicator which is obtained by dividing the total number of students by the total number of classrooms according to the level of education and the level in the classification of regional units for statistics and which shows the average number of students in a classroom.

Öğretmen Başına Düşen Öğrenci Sayısı: İstenilen eğitim kademesine ve İstatistikî Bölge Birimleri Sınıflaması seviyesine göre, toplam öğrenci sayısının toplam öğretmen sayısına bölünmesi ile elde edilen ve bir öğretmenin eğitim verdiği ortalama öğrenci sayısını gösteren göstergedir.

Okul Başına Düşen Öğrenci Sayısı: İstenilen eğitim kademesine ve İstatistikî Bölge Birimleri Sınıflaması seviyesine göre, toplam öğrenci sayısının toplam okul sayısına bölünmesi ile elde edilen ve bir okuldaki ortalama öğrenci sayısını gösteren göstergedir.

Gayri Safi Yurtiçi Hasıla: Bir ekonomide yerleşik olan üretici birimlerin belli bir dönemde yurtiçi faaliyetleri sonucu yaratmış oldukları tüm mal ve hizmetlerin üretim değerleri toplamından bu mal ve hizmetlerin üretimde kullanılan girdiler toplamının düşülmesi sonucu, Gayri Safi Yurtiçi Hasıla değerine, dış alım net faktör gelirleri değerinin eklenmesiyle Gayri Safi Milli Hasıla değerine ulaşılır.

Konsolide Bütçe: Konsolide bütçe, genel bütçe ve katma bütçelerin toplamına eşittir; ancak katma bütçeler, genel bütçeden katma bütçelere hazine yardımlarını da içerdiğinden, bu toplamdan hazine yardımları düşülür.

Okul/ Kurum: Milli Eğitim Bakanlığına bağlı veya ilgili olarak eğitim öğretim faaliyetlerinin sürdürüldüğü fiziki ve sanal mekânlardır.

Şube: Okulun aynı düzeydeki sınıflarından her hangi birisidir.

Sınıf:Öğrencilerin yıllık öğrenimine göre ayrıldıkları bölümlerden her biri.

Derslik: Öğrencilerin, bir öğretmenin gözetimi altında, anlatma, araştırma, küme çalışması vb. yollarla ve türlü eğitim araç ve gereçlerinden de yararlanarak ders yaptıkları yer, sınıf, dershane.

Ders Yılı: Derslerin başladığı tarihten, derslerin kesildiği tarihe kadar geçen süredir.

Dönem: Ders yılının başladığı tarihten yarıyıl tatiline, yarıyıl tatili bitiminden ders kesimine kadar geçen süredir.

Eğitim Kademesi: Okul öncesi, ilkokul, ortaokul, ortaöğretim ve yükseköğretim seviyeleridir.

Eğitim ve Öğretim Yılı: Ders yılının başladığı tarihten, sonraki ders yılının başladığı tarihe kadar geçen süredir.

Okul Türü: Aynı eğitim kademesi içerisinde farklı program uygulayan okullardır.

Eğitim Kurumu: Öğrencilerin eğitim ve öğretimlerinin yapıldığı yer.

Uzaktan Öğretim Kurumu: Çeşitli nedenlerle öğrenimlerini sürdüremeyenlere her türlü iletişim araçları ile eğitim öğretim yapan kurumlardır.

Number of Students per Teacher: It is the indicator which is obtained by dividing the total number of students by the total number of teachers according to the level of education and the level in the classification of regional units for statistics and which shows the average number of students a teacher teaches.

Number of Students per School: It is the indicator which is obtained by dividing the total number of students by the total number of schools according to the level of education and the level in the classification of regional units for statistics and which shows the average number of students in a school.

Gross Domestic Product: Gross Domestic Product is a value which is equal to the sum of the values of all goods and services produced by residental institutional units engaged in domestic production activities in an economy in a given period of time, minus the total inputs which are used in the production of these goods and services. Gross National Product is Gross Domestic Product plus net factor incomes from the rest of the world.

Consolidated Budget: The consolidated budget equals the sum of the general budget and annexed budgets; however, since the annexed budgets cover the Treasury aid to annexed budgets from the general budget, the amount of Treasury aid is subtracted from the total.

School/Institution: They are the physical and virtual places where educational activities depending on or related to the Ministry of National Education are carried out.

Division: It is one of the any grades of the same level in the school.

Grade: It is the part students are divided into according to their years of education.

Classroom: It is the place where students learn by making use of techniques such as lecture, research, group work etc. and various educational equipment under the supervision of a teacher.

Academic Year: It is the period of time between the beginning and the end of the lessons.

Semester: It is the time period from the beginning of the academic year to the semester break and from the end of semester break to the end of the academic year.

Level of Education: It is the levels such as preschool, primary school, lower secondary school, upper secondary and higher education.

Academic Year: It is the period of time between the start of the academic year and the time the next one starts.

School Type: They are the schools which offer different programs at the same educational level.

Educational Institution: It is the place where students are educated.

Distance Educational Institution: They are the institutions that offer education with various means of communication to those who are not able to continue to their studies.

Adrese Dayalı Nüfus Kayıt Sistemi: 2006 yılında çıkarılan 5490 sayılı Nüfus Hizmetleri Kanunu ile ülkemizdeki nüfus sayımlarının da veri kaynağını oluşturacak yeni bir sistem kurulmuştur. Sistemin kurulmasına yönelik tüm çalışmalar, TÜİK koordinasyonunda il ve ilçelerde vali ve kaymakamların başkanlığında oluşturulan yürütme komiteleri marifetiyle gerçekleştirilmiştir. Bu çerçevede, önce ülkemizdeki tüm adres bilgilerinin kaydedildiği Ulusal Adres Veri Tabanı oluşturulmuştur. Daha sonra, bu adreslerde ikamet eden vatandaşlar T.C. kimlik numaraları, yabancı uyruklu kişiler ise pasaport numaraları aracılığıyla adresle ilişkilendirilerek kayıt altına alınmış ve Adrese Dayalı Nüfus Kayıt Sistemi (ADNKS) oluşturulmuştur. TÜİK tarafından kurulan ADNKS, 5490 sayılı Kanun gereği İçişleri Bakanlığı'na devredilmiştir.

Address-Based Population Register System: With the entrance into force of Law No 5490 on Population Services in 2006, a new system which also formed the data source for the population censuses in Turkey has been established. All studies related to the establishment of the system have been realized by the executive committees established in provinces and districts under the chairmanship of governors and have been coordinated by TurkStat. In this framework, first of all, the National Address Database though which all address information in Turkey is stored has been developed. Subsequently, citizens residing in these addresses have been registered (Turkish citizens with their ID Number and foreign nationals with their passport number) and Address-Based Population Register System has been developed. The Address-Based Population Register System established by TurkStat has been attorned to the Ministry of Interior in accordance with Law No 5490.

Resmi İstatistik Programı: Resmi İstatistik Programı (RİP), resmi istatistiklerin üretimine ve yayımına ilişkin temel ilkeler ile standartları belirlemek, ulusal ve uluslar arası düzeyde ihtiyaç duyulan alanlarda güncel, güvenilir, zamanlı, şeffaf ve tarafsız veri üretilmesini sağlamak amacıyla 5429 sayılı Türkiye İstatistik Kanununa dayanılarak beş yıllık bir dönem için hazırlanmıştır. 'Resmi İstatistik Programı 2007-2011' ile Türkiye istatistik sisteminde programlı döneme geçilmiştir. İkinci RİP 2012-2016 yıllarını kapsamıştır. Üçüncü RİP 2017-2021 yıllarında uygulanacaktır.

Bu programla, resmi istatistiklerin üretiminde ve yayımında karşılaşılan mükerrerlikler önlenecek, cevaplayıcı yükü azalacak, kamuda insan gücü ve kaynak tasarrufu sağlanacak ve resmi istatistiklere olan güven daha da artacaktır. Ayrıca, resmi istatistikler bir standarda kavuşturulmuş, sorumlu ve ilgili kurumlar tanımlanmış, hangi verinin hangi kurum tarafından, hangi yöntemle derleneceği ve hangi dönemler için ve ne zaman yayımlanacağı konularına açıklık getirilmiştir.

Programın yürürlüğe girmesiyle birlikte, TÜİK'in yayınladığı verilerin yanı sıra, RİP'te diğer kurum ve kuruluşlar tarafından üretilmesi öngörülen veriler resmi istatistik olarak kabul edilecektir. Böylece ihtiyaç duyulan her alanda güvenilir tek bir resmi istatistik üretilmesi sağlanmış olacaktır.

Official Statistical Program: Official Statistical Program (OSP) has been prepared to determine the basic principles and standards regarding the production and dissemination of official statistics, to produce up-to-date, reliable, well-timed, transparent and objective data in the required fields at national and international levels based on the Turkish Statistics Law num. 5429 for a period of five years. With the launch of 'Official Statistical Program 2007-2011, a new programmed era in Turkish statistical system has started. The second OSP includes years 2012-2016. The third OSP will be implemented between years 2017-2021.

With this program the repetitions in the production and dissemination of statistics will be prevented, the load on the respondents will be reduced, there will be savings in labor force and resources in public offices and the reliability of official statistics will rise. Furthermore, official statistics have been standardized, responsible and concerning institutions have been identified, issues such as the use, ownership, method, timing and publishing of the data gathered have been clarified.

With the launch of the program, the data which are supposed to be collected from the other institutions within the OSP will be regarded as official statistics as well as the ones Turkish Statistics Association releases. Hence, only one official statistics will be produced in any required field.

İstatistikî Bölge Birimleri Sınıflaması: Bölgeler arası gelişmişlik farklarının azaltılmasına yönelik olarak bölgelerin sosyo-ekonomik analizlerinin yapılması ve Avrupa Birliği (AB) ile karşılaştırılabilir veriler üretilmesi amacıyla AB bölgesel sınıflandırması olan SR kriterlerine göre tanımlanmıştır. Üç düzeyden oluşmaktadır. İlk aşamada idari yapıya uygun olarak 81 adet il 3. düzeyde bölge birimleri olarak tanımlanmıştır. Ekonomik, sosyal, kültürel ve coğrafi yönlerden benzer iller belirli bir nüfus büyüklüğü de dikkate alınarak gruplanması ile 26 adet 2. düzeyde bölge birimleri tanımlanmıştır. Yine aynı kritere göre 2. düzey bölge birimlerinin gruplanması sonucu 12 adet 1. düzeyde bölge birimleri tanımlanmıştır.

Bu sınıflandırma, 28/08/2002 tarih ve 2002/4720 sayılı Bakanlar Kurulu Kararı ile uygulanmaya başlanmıştır.

Statistical Regions : It is defined according to the SR criteria, the EU regional classification, in order to make the socio-economic analyses of regions and to produce comparable data with the European Union so that the differences in terms of development among the regions will be reduced. It consists of three levels. In the first stage, 81 cities were identified as regional units at the third level due to the administrative structure. After the grouping of similar cities in terms of economic, social, cultural and geographical aspects as well as the population, 26 cities were identified as regional units at the second level. Finally, as a result of grouping the regional units at the second level with the same criteria in mind, 12 regional units were determined.

This classification was put into practice with the Council of Ministers' decision dated 28/08/2002 and numbered 2002/4720.

Öğretmen: Devletin eğitim, öğretim ve bununla ilgili yönetim görevlerini yürüten ihtisas sahibi kişidir.

Teacher: The person who is an expert and who performs the duties regarding education and administration assigned by the state.

Öğrenci: Öğrenim görmek amacıyla ders alan birey.

Student: The individual who is taught courses for studying.

İkili Eğitim: Aynı okulda ayrı öğrenci gruplarıyla sabah ve öğleden sonra yapılan eğitim ve öğretimdir.

Double-shift Education: It is the education provided for the same student groups in the same school in the morning and in the afternoon.

Normal Eğitim: Tam gün yapılan eğitimdir.

One-shift Education: It is the education provided throughout the whole day.

Taşımalı Eğitim: Çeşitli nedenlerle birlikte okula erişimde sorunlar yaşayan ilkokul, ortaokul ve ortaöğretim öğrencilerinin belirlenen okullara günü birlik taşınarak eğitim ve öğretim görmelerini sağlamak amacıyla yapılan uygulama.

Education with Transport: It is the practice of transporting primary, lower secondary and upper secondary school students who have problems with access to the schools due to various reasons to certain schools on a daily basis with the aim of providing them with education.

Birleştirilmiş Sınıf: Birleştirilerek bir derslikte tek öğretmen tarafından okutulan birden fazla sınıf.

Joint Classes: They are the classes which are combined and taught by a teacher.

Anaokulu: 36-66 ay çocuklarının eğitimi amacıyla açılan okuldur.

Kindergarden Education: It is the school which is active for the education of 36-66 month-old children.

Ana sınıfı: 60-66 ay çocuklarının eğitimi amacıyla örgün eğitim kurumları bünyesinde açılan sınıftır.

Kindergarden Class: It is the class which is active for the education of 60-66 month-old children in formal educational institutions.

Uygulama sınıfı: 36-66 aylık çocukların eğitimi amacıyla Millî Eğitim Bakanlığına bağlı okul öncesi eğitimle ilgili program uygulayan ortaöğretim kurumları bünyesinde açılan sınıftır.

Application Class: It is the class which is active for the education of 37-66 month-old children in upper secondary schools under the auspices of the Ministry of National Education where programs are offered in preschool education.

Konservatuar: Bünyesinde hazırlık birimleri olarak ilköğretim ve ortaöğretim kurumları da açılabilen müzik ve sahne sanatlarında sanatçı yetiştiren yüksekokuldur.

Conservatory: It is the college which can have primary and upper secondary schools as preparatory units and which trains artists for musical and performing arts.

Rehberlik Araştırma Merkezi: Rehberlik ve psikolojik danışma hizmetlerini sunan ve koordinesini sağlayan, özel eğitime ihtiyacı olan bireylerin eğitsel değerlendirme ve tanılama işlemlerini yaparak uygun eğitim ortamı ile programlara yönlendiren merkez.

Research Center for Counseling: It is the center which offers guidance and psychological counseling services along with their coordination and which guides individuals requiring special education to the programs with suitable conditions by doing their educational evaluation and identification.

Bilim ve Sanat Merkezi: Okul öncesi, ilköğretim ve ortaöğretim kurumlarına devam eden üstün veya özel yetenekli öğrencilerin örgün eğitim kurumlarındaki eğitimlerini aksatmayacak şekilde bireysel yeteneklerinin bilincinde olmalarını ve kapasitelerini geliştirerek en üst düzeyde kullanmalarını sağlamak amacıyla açılmış olan bağımsız özel eğitim kurumudur.

Center for Science and Arts: It is the independent special educational institution which is designed with the aim of having gifted students gain awareness of their individual talents, improve their potential and make the most of it without interrupting their education in formal educational institutions.

Kaynaştırma Eğitimi: Özel eğitime ihtiyacı olan bireylerin eğitimlerini, destek eğitim hizmetleri de sağlanarak akranlarıyla birlikte resmî veya özel örgün ve yaygın eğitim kurumlarında sürdürmeleri esasına dayanan özel eğitim uygulamalarıdır.

Blended Education: They are the special education practices based on the principle that individuals in need of special education should continue with their studies with their peers in state or private formal and informal educational institutions with the provision of supporting educational services.

Özel Öğretim Kurumları: 5580 sayılı Özel Öğretim Kurumları Kanunu hükümlerine göre açılan okul/kurumlardır.

Private Education Institutions: They are the schools/institutions under the provisions of the Private Education Institutions Law no. 5580.

Yabancı Okullar: Yabancılar tarafından açılmış özel okullardır.

Azınlık Okulları: Rum, Ermeni ve Musevî azınlıklar tarafından kurulmuş, Lozan Antlaşması ile güvence altına alınmış ve kendi azınlığına mensup Türkiye Cumhuriyeti uyruklu öğrencilerin devam ettiği okul öncesi eğitim, ilköğretim ve ortaöğretim özel okullarıdır.

Dershane: Öğrencileri; bir üst okulun veya yüksek öğretime giriş sınavlarına hazırlamak, istedikleri derslerde yetiştirmek ve bilgi düzeylerini yükseltmek amacıyla faaliyet gösteren özel öğretim kurumlarıdır.

Çeşitli (Muhtelif) Kurslar: Kişilerin sosyal, kültürel ve meslekî alanlarda bilgi, beceri, yetenek ve deneyimlerini geliştirmek veya isteklerine göre serbest zamanlarını değerlendirmek üzere faaliyet gösteren özel öğretim kurumlarıdır.

Özel Eğitim Okulu: Özel eğitim gerektiren bireylere hizmet veren, özel olarak yetiştirilmiş personelin bulunduğu, geliştirilmiş eğitim programlarının uygulandığı özel öğretim kurumudur.

Motorlu Taşıt Sürücüleri Kursu: Motorlu taşıt sürücüsü yetiştirerek sınav sonucu sertifika veren ve trafikle ilgili eğitim-öğretim yaptıran özel öğretim kurumlarıdır.

Öğrenci Etüt Eğitim Merkezi: Öğrencilerin, derslerine çalışmalarına, ödev ve projelerini yapmalarına yardımcı olan, ilgi, istek ve yetenekleri doğrultusunda çeşitli faaliyetlerin yürütüldüğü özel öğretim kurumlarıdır.

Özel Eğitim ve Rehabilitasyon Merkezi: Özel eğitim gerektiren bireylerin konuşma ve dil gelişim güçlüğü, ses bozuklukları, zihinsel, fiziksel, duyusal, sosyal, duygusal veya davranış problemlerini ortadan kaldırmak ya da etkilerini en az seviyeye indirmek, yeteneklerini yeniden en üst seviyeye çıkarmak, temel öz bakım becerilerini ve bağımsız yaşam becerilerini geliştirmek ve topluma uyumlarını sağlamak amacıyla faaliyet gösteren özel öğretim kurumlarıdır.

4. Sınıflamalar

ISCED 2011 (Uluslararası Standart Eğitim Sınıflaması) ve İstatistiki Bölge Birimleri Sınıflaması (İBBS) kullanılmaktadır.

Foreign Schools: They are the schools founded by foreigners.

Minority Schools: They are the private preschool, primary and upper secondary schools founded by Greek, Armenian and Jewish minorities and secured with the Treaty of Lausanne and to which students who are citizens of Republic of Turkey and who belong to those minorities attend.

Private Schools: They are the private institutions which have a role in preparing students for the exams of the upper stages, in helping them catch up with their courses and for raising their level of knowledge.

Miscellaneous Private Schools: They are the private institutions which have a role in improving people's knowledge, skills, abilities and experiences in social, cultural and professional areas and enabling them to make use of their time as they like it.

Special Education School: It is the private institution which provides services for individuals requiring special education, where the personnel are exclusively trained, and where special educational programs are implemented.

School for Drivers: They are the private institutions which train candidates, instruct them in traffic and give them certificates when they pass the written exam.

Student Center for Self-study: They are the private educational institutions which help students with their studies, homework, projects and which offer various activities in line with their interests, expectations and abilities.

Center for Special Education and Rehabilitation: They are the private educational institutions which function with the goal of eliminating problems resulting from difficulties in speaking and language development, voice defects, mental, physical, auditory, social, emotional deficiencies or behavioral disorders, taking their abilities to upper levels again, improving their self-care and independent living skills and ensuring their adaptation into the society.

4. Classifications

ISCED 2011 (International Standard Classification of Education) and Statistical Regions (SR) are used for classification.

İstatistiki Bölge Birimleri Sınıflaması (İBBS)- Statistical Regions (SR)

1. Düzey Level 1		2. Düzey Level 2		3. Düzey Level 3	
TR	**Türkiye -** Turkey				
TR1	**İstanbul**	**TR10**	İstanbul	**TR100**	İstanbul
TR2	**Batı Marmara** West Marmara	**TR21**	(Tekirdağ, Edirne, Kırklareli)	**TR211**	Tekirdağ
				TR212	Edirne
				TR213	Kırklareli
		TR22	(Balıkesir, Çanakkale)	**TR221**	Balıkesir
				TR222	Çanakkale
TR3	**Ege** Aegean	**TR31**	(İzmir)	**TR310**	İzmir
		TR32	(Aydın, Denizli, Muğla)	**TR321**	Aydın
				TR322	Denizli
				TR323	Muğla
		TR33	(Manisa, Afyonkarahisar, Kütahya, Uşak)	**TR331**	Manisa
				TR332	Afyonkarahisar
				TR333	Kütahya
				TR334	Uşak
TR4	**Doğu Marmara** East Marmara	**TR41**	(Bursa, Eskişehir, Bilecik)	**TR411**	Bursa
				TR412	Eskişehir
				TR413	Bilecik
		TR42	(Kocaeli, Sakarya, Düzce Bolu, Yalova)	**TR421**	Kocaeli
				TR422	Sakarya
				TR423	Düzce
				TR424	Bolu
				TR425	Yalova
TR5	**Batı Anadolu** West Anatolia	**TR51**	(Ankara)	**TR510**	Ankara
		TR52	(Konya, Karaman)	**TR521**	Konya
				TR522	Karaman
TR6	**Akdeniz** Mediterranean	**TR61**	(Antalya, Isparta, Burdur)	**TR611**	Antalya
				TR612	Isparta
				TR613	Burdur
		TR62	(Adana, Mersin)	**TR621**	Adana
				TR622	Mersin
		TR63	(Hatay, Kahramanmaraş Osmaniye)	**TR631**	Hatay
				TR632	Kahramanmaraş
				TR633	Osmaniye
TR7	**Orta Anadolu** Central Anatolia	**TR71**	(Kırıkkale, Aksaray, Niğde, Nevşehir, Kırşehir)	**TR711**	Kırıkkale
				TR712	Aksaray
				TR713	Niğde
				TR714	Nevşehir
				TR715	Kırşehir
		TR72	(Kayseri, Sivas, Yozgat)	**TR721**	Kayseri
				TR722	Sivas
				TR723	Yozgat

1. Düzey Level 1		2. Düzey Level 2		3. Düzey Level 3	
TR8	**Batı Karadeniz** West Black Sea	**TR81**	(Zonguldak, Karabük, Bartın)	**TR811**	Zonguldak
				TR812	Karabük
				TR813	Bartın
		TR82	(Kastamonu, Çankırı, Sinop)	**TR821**	Kastamonu
				TR822	Çankırı
				TR823	Sinop
		TR83	(Samsun, Tokat, Çorum, Amasya)	**TR831**	Samsun
				TR832	Tokat
				TR833	Çorum
				TR834	Amasya
TR9	**Doğu Karadeniz** East Black Sea	**TR90**	(Trabzon Ordu, Giresun, Rize, Artvin, Gümüşhane)	**TR901**	Trabzon
				TR902	Ordu
				TR903	Giresun
				TR904	Rize
				TR905	Artvin
				TR906	Gümüşhane
TRA	**Kuzeydoğu Anadolu** Northeast Anatolia	**TRA1**	(Erzurum, Erzincan, Bayburt)	**TRA11**	Erzurum
				TRA12	Erzincan
				TRA13	Bayburt
		TRA2	(Ağrı, Kars, Iğdır, Ardahan)	**TRA21**	Ağrı
				TRA22	Kars
				TRA23	Iğdır
				TRA24	Ardahan
TRB	**Ortadoğu Anadolu** Centraleast Anatolia	**TRB1**	(Malatya, Elazığ, Bingöl, Tunceli)	**TRB11**	Malatya
				TRB12	Elazığ
				TRB13	Bingöl
				TRB14	Tunceli
		TRB2	(Van, Muş, Bitlis, Hakkari)	**TRB21**	Van
				TRB22	Muş
				TRB23	Bitlis
				TRB24	Hakkari
TRC	**Güneydoğu Anadolu** Southeast Anatolia	**TRC1**	(Gaziantep, Adıyaman, Kilis)	**TRC11**	Gaziantep
				TRC12	Adıyaman
				TRC13	Kilis
		TRC2	(Şanlıurfa, Diyarbakır)	**TRC21**	Şanlıurfa
				TRC22	Diyarbakır
		TRC3	(Mardin, Batman, Şırnak, Siirt)	**TRC31**	Mardin
				TRC32	Batman
				TRC33	Şırnak
				TRC34	Siirt
Toplam Total	**12**	**26**		**81**	

1. Millî Eğitim Bakanlığı Teşkilat Şeması

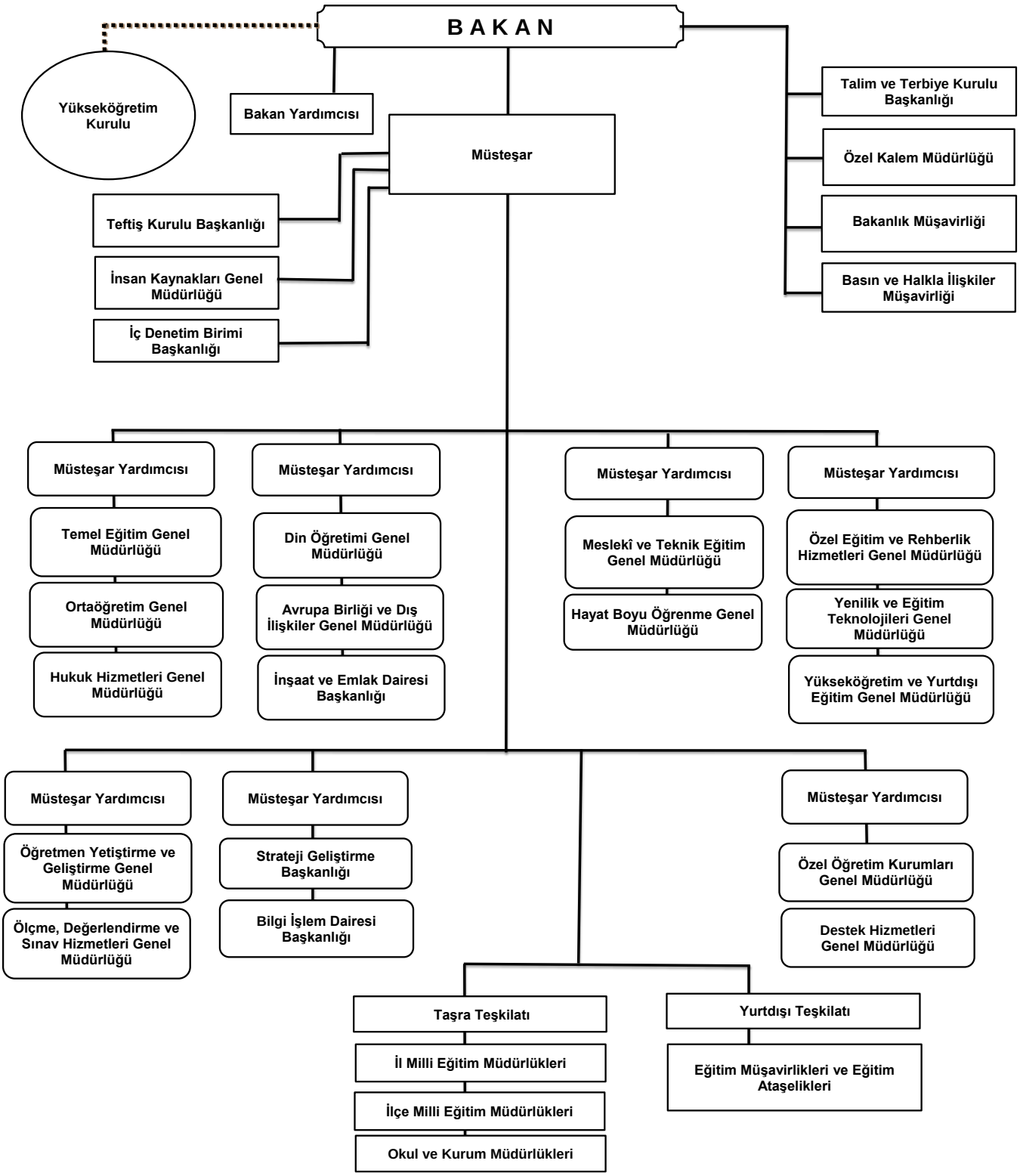

1. Structural Organization of The Ministry of National Education

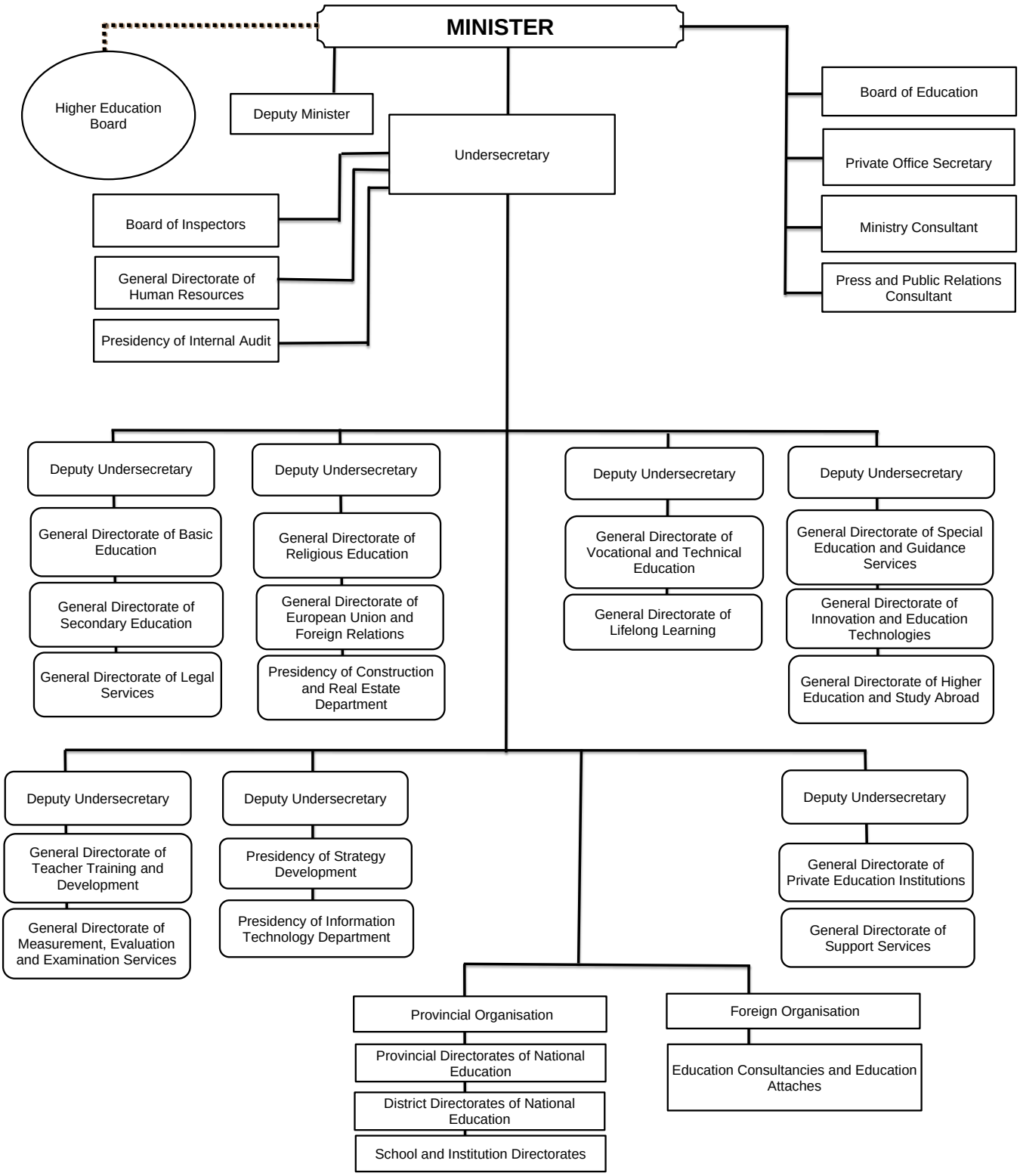

2. Türk Millî Eğitim Sistemi

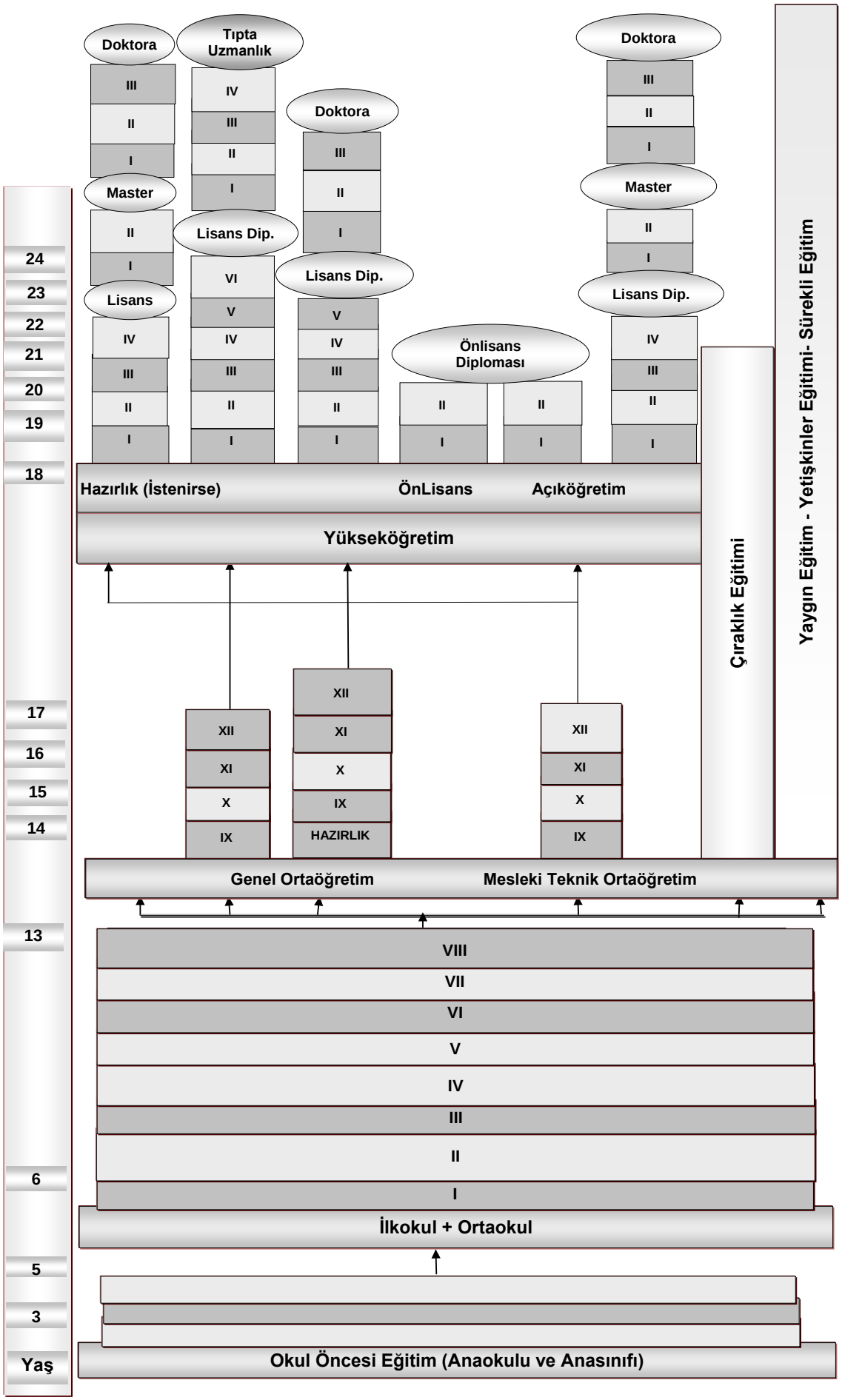

2. Turkish National Education System

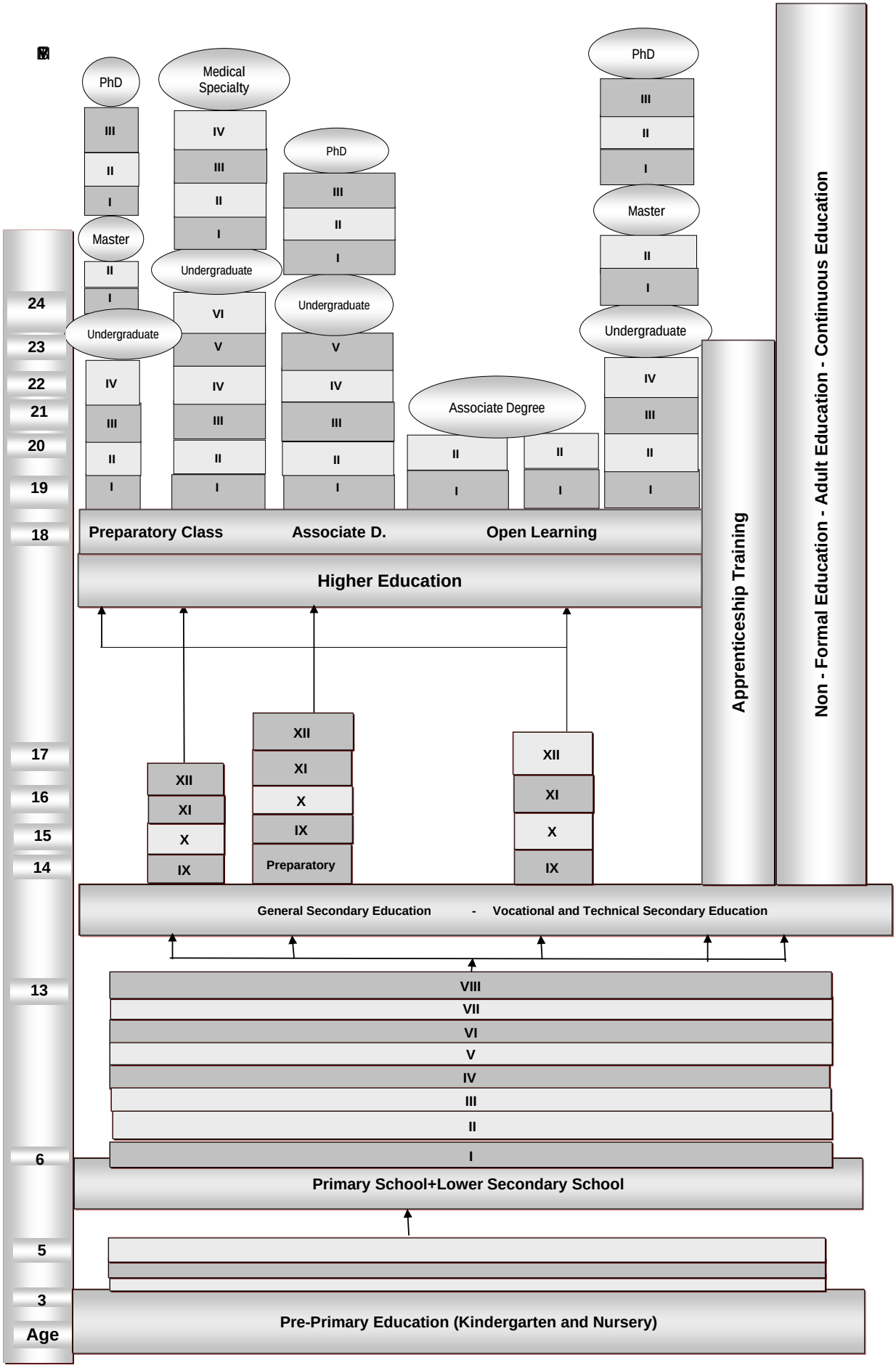

1.1.a Öğretim yılı ve eğitim seviyesine göre okullaşma oranı

Schooling ratio by educational year and level of education

(%)

Öğretim Yılı Educational Year	Yaş -Age	Okul Öncesi Pre Primary Education Toplam Total	Erkek Male	Kadın Female	Okullaşma Oranı Schooling Ratio	İlköğretim Primary Education Toplam Total	Erkek Male	Kadın Female	Ortaöğretim Secondary Education Toplam Total	Erkek Male	Kadın Female	Yükseköğretim Higher Education Toplam Total	Erkek Male	Kadın Female
2001/'02	3-5 Yaş	-	-	-	**Brüt** - Gross	99,45	104,19	94,51	67,89	76,94	58,38	23,37	26,59	19,99
	4-5 Yaş	-	-	-	**Net** - Net	92,40	96,20	88,45	48,11	53,01	42,97	12,98	13,75	12,17
2002/'03	3-5 Yaş	-	-	-	**Brüt** - Gross	96,49	100,89	91,91	80,76	93,36	67,52	27,12	31,00	23,04
	4-5 Yaş	-	-	-	**Net** - Net	90,98	94,49	87,34	50,57	55,72	45,16	14,65	15,73	13,53
2003/'04	3-5 Yaş	-	-	-	**Brüt** - Gross	96,30	100,31	92,14	80,97	90,71	70,76	28,15	32,23	23,88
	4-5 Yaş	-	-	-	**Net** - Net	90,21	93,41	86,89	53,37	58,01	48,50	15,31	16,62	13,93
2004/'05	3-5 Yaş	-	-	-	**Brüt** - Gross	95,74	99,48	91,85	80,90	90,29	71,08	30,61	34,79	26,63
	4-5 Yaş	-	-	-	**Net** - Net	89,66	92,58	86,63	54,87	59,05	50,51	16,60	18,03	15,10
2005/'06	3-5 Yaş	-	-	-	**Brüt** - Gross	95,59	98,83	92,24	85,18	95,07	74,88	34,46	38,78	29,94
	4-5 Yaş	-	-	-	**Net** - Net	89,77	92,29	87,16	56,63	61,13	51,95	18,85	20,22	17,41
2006/'07	3-5 Yaş	-	-	-	**Brüt** - Gross	96,34	99,21	93,37	86,64	96,24	76,66	36,59	41,07	31,89
	4-5 Yaş	-	-	-	**Net** - Net	90,13	92,25	87,93	56,51	60,71	52,16	20,14	21,56	18,66
2007/'08	3-5 Yaş	-	-	-	**Brüt** - Gross	104,54	106,41	102,57	87,55	94,04	80,70	38,19	42,62	33,56
	4-5 Yaş	-	-	-	**Net** - Net	97,37	98,53	96,14	58,56	61,17	55,81	21,06	22,37	19,69
2008/'09	3-5 Yaş	-	-	-	**Brüt** - Gross	103,84	104,91	102,71	76,62	80,96	72,05	44,27	49,05	39,28
	4-5 Yaş	-	-	-	**Net** - Net	96,49	96,99	95,97	58,52	60,63	56,30	27,69	29,40	25,92
2009/'10	3-5 Yaş	26,92	27,34	26,48	**Brüt** - Gross	106,48	107,05	105,88	84,19	89,14	78,97	53,43	58,14	48,48
	4-5 Yaş	38,55	39,17	37,91	**Net** - Net	98,17	98,47	97,84	64,95	67,55	62,21	30,42	31,24	29,55
2010/'11	3-5 Yaş	29,85	30,25	29,43	**Brüt** - Gross	107,58	107,36	107,81	89,70	94,42	84,73	58,45	62,65	54,04
	4-5 Yaş	43,10	43,70	42,47	**Net** - Net	98,41	98,59	98,22	66,07	68,17	63,86	33,06	33,44	32,65
2011/'12	3-5 Yaş	30,87	31,23	30,49	**Brüt** - Gross	108,42	108,21	108,65	92,56	95,68	89,26	66,23	70,58	61,68
	4-5 Yaş	44,04	44,56	43,50	**Net** - Net	98,67	98,77	98,56	67,37	68,53	66,14	35,51	35,59	35,42
	5 Yaş	65,69	66,20	65,16										

Öğretim Yılı Educational Year	Okullaşma Oranı Schooling Ratio	Yaş -Age	Okul Öncesi Pre Primary Education Toplam Total	Erkek Male	Kadın Female	İlkokul Primary School Toplam Total	Erkek Male	Kadın Female	Ortaokul Lower Secondary School Toplam Total	Erkek Male	Kadın Female	Ortaöğretim Upper Secondary Education Toplam Total	Erkek Male	Kadın Female	Yükseköğretim Higher Education Toplam Total	Erkek Male	Kadın Female
2012/'13	**Brüt** - Gross	3-5 Yaş	30,93	31,42	30,41	107,52	107,21	107,84	107,64	106,12	109,24	96,77	99,60	93,77	74,86	79,51	70,01
	Net - Net		26,63	26,94	26,31	98,86	98,81	98,92	93,09	93,19	92,98	70,06	70,77	69,31	38,50	38,40	38,61
	Brüt - Gross	4-5 Yaş	44,04	44,86	43,18	-	-	-	-	-	-	-	-	-	-	-	-
	Net - Net		37,36	37,88	36,80	-	-	-	-	-	-	-	-	-	-	-	-
	Brüt - Gross	5 Yaş	55,35	57,34	53,24	-	-	-	-	-	-	-	-	-	-	-	-
	Net - Net		39,72	41,03	38,33	-	-	-	-	-	-	-	-	-	-	-	-
2013/'14	**Brüt** - Gross	3-5 Yaş	28,03	28,61	27,42	111,94	111,49	112,41	108,80	106,89	110,83	103,26	106,05	100,32	81,70	86,24	76,96
	Net - Net		27,71	28,23	27,15	99,57	99,53	99,61	94,52	94,57	94,47	76,65	77,22	76,05	39,89	38,90	40,93
	Brüt - Gross	4-5 Yaş	37,94	38,84	36,98	-	-	-	-	-	-	-	-	-	-	-	-
	Net - Net		37,46	38,28	36,58	-	-	-	-	-	-	-	-	-	-	-	-
	Brüt - Gross	5 Yaş	43,49	45,38	41,49	-	-	-	-	-	-	-	-	-	-	-	-
	Net - Net		42,54	44,27	40,72	-	-	-	-	-	-	-	-	-	-	-	-
2014/'15	**Brüt** - Gross	3-5 Yaş	37,12	37,96	36,24	101,10	100,82	101,39	107,12	105,52	108,80	107,36	109,82	104,77	88,94	93,44	84,24
	Net - Net		32,68	33,11	32,22	96,30	96,04	96,57	94,35	94,39	94,30	79,37	79,46	79,26	39,49	37,95	41,10
	Brüt - Gross	4-5 Yaş	46,83	47,88	45,72	-	-	-	-	-	-	-	-	-	-	-	-
	Net - Net		41,57	42,23	40,87	-	-	-	-	-	-	-	-	-	-	-	-
	Brüt - Gross	5 Yaş	66,02	68,42	63,48	-	-	-	-	-	-	-	-	-	-	-	-
	Net - Net		53,78	55,27	52,21	-	-	-	-	-	-	-	-	-	-	-	-
2015/'16	**Brüt** - Gross	3-5 Yaş	38,61	39,40	37,78	99,19	98,91	99,48	107,13	105,49	108,87	109,85	112,28	107,29	95,91	100,55	91,04
	Net - Net		33,26	33,63	32,87	94,87	94,54	95,22	94,39	94,36	94,43	79,79	79,36	80,24	40,87	39,21	42,62
	Brüt - Gross	4-5 Yaş	49,27	50,20	48,30	-	-	-	-	-	-	-	-	-	-	-	-
	Net - Net		42,96	43,53	42,36	-	-	-	-	-	-	-	-	-	-	-	-
	Brüt - Gross	5 Yaş	70,19	72,28	67,99	-	-	-	-	-	-	-	-	-	-	-	-
	Net - Net		55,48	56,74	54,16	-	-	-	-	-	-	-	-	-	-	-	-
2016/'17	**Brüt** - Gross	3-5 Yaş	41,16	41,97	40,31	95,97	95,93	96,01	105,29	104,49	106,14	106,94	109,99	103,73	103,28	102,19	98,52
	Net - Net		35,52	35,89	35,12	91,16	91,08	91,24	95,68	95,60	95,76	82,54	82,69	82,38	42,43	40,53	44,41
	Brüt - Gross	4-5 Yaş	52,08	52,97	51,15	-	-	-	-	-	-	-	-	-	-	-	-
	Net - Net		45,70	46,25	45,11	-	-	-	-	-	-	-	-	-	-	-	-
	Brüt - Gross	5 Yaş	73,94	76,03	71,73	-	-	-	-	-	-	-	-	-	-	-	-
	Net - Net		58,79	60,11	57,40	-	-	-	-	-	-	-	-	-	-	-	-

Not 1. 18.08.1997 tarihli ve 4306 sayılı Kanun ile 1997/'98 öğretim yılından itibaren 8 yıllık kesintisiz, 30.03.2012 tarihli ve 6287 sayılı Kanun ile 2012/'13 öğretim yılından itibaren de 12 yıllık kademeli zorunlu eğitime geçilmiştir.

Not 2. 2000/'01-2005/'06 öğretim yılları arasında okullaşma oranları 2000 Genel Nüfus Sayımı sonuçlarına göre yapılan nüfus projeksiyonlarına göre, 2007-2008 öğretim yılından itibaren okullaşma oranları Adrese Dayalı Nüfus Kayıt Sistemi, Nüfus Sayımı sonuçlarına göre hesaplanmıştır.

Not 3. 2016/'17 okullaşma oranları hesaplanırken, kullanılan nüfus ve öğrenci sayılarında Türkiye'de ikamet eden T.C. vatandaşları kapsanmıştır. Türkiye'de ikamet eden yabancı uyruklu nüfus ve yabancı uyruklu öğrenci sayıları kapsam dışında tutularak, tamamlanmış olan en son takvim yılı sonu öğrenci rakamları ve tamamlanmış olan en son nüfus rakamları (31 Aralık 2016) kullanılarak hesaplanmıştır.

Note 1. Compulsory education was expanded to 8 uninterrupted with law No. 4306 dated 18.08.1997 as of 1997/'98 educational year, but to 12 gradual years with law No. 6287 dated 30.03.2012 as of 2012/'13 educational year.

Note 2. Schooling ratios for the educational year 2000/'01-2005/'06 were calculated according to the population projection based on the results of General Population Census 2000 and schooling ratios as of the 2007-2008 educational year were calculated according to the results of the Address-Based Population Register System Populaton Census.

Note 3. The population and the number of students who reside in Turkey as Turkish citizens are taken into consideration while the school enrollment rates of 2016-2017 are being calculated. Foreign nationals residing in Turkey and the number of foreign students are excluded from the calculation and the end of the latest completed calendar year's student numbers and the latest completed population numbers (31 December 2016) are used in calculations.

1.1.b Öğretim yılı ve yaş gruplarına (doğum yıllarına) göre NET okullaşma oranı

NET schooling ratio by educational year and age groups (birth year)

(%)

Öğretim Yılı Educational Year	Cinsiyet Gender	3 Yaş Age 3 — 2013 Doğumlu (Ocak….Eylül arası) Born in 2013 (Between January…September)	4 Yaş Age 4 — 2012 Doğumlu Born in 2012	5 Yaş Age 5 — 2011 Doğumlu Born in 2011	3-5 Yaş Age 3-5 — 2011-2012-2013 (Ocak…Eylül Arası) Doğumlular Born in 2011-2012-2013 (Between January…September)	4-5 Yaş Age 4-5 — 2011-2012 Doğumlular Born in 2011-2012	6-9 Yaş Age 6-9 — 2007-2008-2009-2010 Doğumlular Born in 2007-2008-2009-2010	10-13 Yaş Age 10-13 — 2003-2004-2005-2006 Doğumlular Born in 2003-2004-2005-2006	14-17 Yaş Age 14-17 — 1999-2000-2001-2002 Doğumlular Born in 1999-2000-2001-2002
2015/'16	**Toplam** - Total	11,74	33,56	67,17	39,54	50,46	98,81	99,05	85,31
	Erkek - Male	11,67	33,62	67,42	39,63	50,61	98,72	99,11	85,14
	Kadın - Female	11,81	33,50	66,91	39,45	50,30	98,90	98,98	85,49
2016/'17	**Toplam** - Total	12,48	36,15	70,43	41,68	53,01	98,13	99,23	87,43
	Erkek - Male	12,48	36,13	70,81	41,81	53,20	98,08	99,33	87,85
	Kadın - Female	12,48	36,17	70,02	41,54	52,81	98,19	99,12	86,99

Not 1. Yaş gruplarına (Doğum yılları) göre NET okullaşma oranları hesaplanırken; öğrencinin ait olduğu eğitim kademesine (öğrenim türüne) bakılmaksızın, ilgili yaş grubunda bulunan toplam öğrencilerin, ilgili yaş grubunda bulunan toplam nüfusa bölünmesi ile elde edilmiştir.

Not 2. Yaş gruplarına (Doğum yıllarına) göre NET okullaşma oranları, 1.3 tablosunda İBBS 3. düzey (il bazında) ayrıntısında ayrıca verilmiştir.

Not 3. 2016/'17 okullaşma oranları hesaplanırken, kullanılan nüfus ve öğrenci sayılarında Türkiye'de ikamet eden T.C. vatandaşları kapsanmıştır. Türkiye'de ikamet eden yabancı uyruklu nüfus ve yabancı uyruklu öğrenci sayıları kapsam dışında tutularak, tamamlanmış olan en son takvim yılı sonu öğrenci rakamları ve tamamlanmış olan en son nüfus rakamları (31 Aralık 2016) kullanılarak hesaplanmıştır.

Note 1. The calculation of NET schooling percentage according to age groups (birth year) is obtained by dividing the total numbers of students in the relevant age group without considering the education level (type) of the students to the total population of the students in the relevant age group.

Note 2. NET schooling ratio based on age groups (birth year) is separately given in the table 1.3 by Statistical Regions Level 3 (provincal based).

Note 3. The population and the number of students who reside in Turkey as Turkish citizens are taken into consideration while the school enrollment rates of 2016-2017 are being calculated. Foreign nationals residing in Turkey and the number of foreign students are excluded from the calculation and the end of the latest completed calendar year's student numbers and the latest completed population numbers (31 December 2016) are used in calculations.

1.2 İstatistiki Bölge Birimleri Sınıflaması 3. düzey ve eğitim seviyesine göre okullaşma oranı

Schooling ratio by Statistical Regions Level 3 and level of education

[2016/'17 öğretim yılı - The educational year 2016/'17**]**

İBBS - 3. Düzey SR - Level 3	Yaş Age	Okul Öncesi Brüt (1) Pre Primary Education (1) Toplam Total	Erkek Male	Kadın Female	Okul Öncesi Net (1) Pre Primary Education (1) Toplam Total	Erkek Male	Kadın Female	Okullaşma Oranı (1)(4) Schooling Ratio (1)(4)	İlköğretim (İlkokul+Ortaokul) Primary Education (Primary School+Lower Secondary School) Toplam Total	Erkek Male	Kadın Female	İlkokul Primary School Toplam Total	Erkek Male	Kadın Female	Ortaokul Lower Secondary School Toplam Total	Erkek Male	Kadın Female	Ortaöğretim (Lise) Upper Secondary Education Toplam Total	Erkek Male	Kadın Female	Genel Ortaöğretim (2) General Secondary Education (2) Toplam Total	Erkek Male	Kadın Female	Mesleki ve Teknik Ortaöğretim (3) Vocational and Technical Secondary Education (3) Toplam Total	Erkek Male	Kadın Female
TR Türkiye	**3-5**	**41,16**	**41,97**	**40,31**	**35,52**	**35,89**	**35,12**	**Brüt** - Gross	**100,73**	**100,29**	**101,18**	**95,97**	**95,93**	**96,01**	**105,29**	**104,49**	**106,14**	**106,94**	**109,99**	**103,73**	**56,49**	**56,70**	**56,27**	**50,45**	**53,30**	**47,45**
TR Turkey	**4-5**	**52,08**	**52,97**	**51,15**	**45,70**	**46,25**	**45,11**	**Net** - Net	**96,51**	**96,39**	**96,63**	**91,16**	**91,08**	**91,24**	**95,68**	**95,60**	**95,76**	**82,54**	**82,69**	**82,38**	**40,16**	**38,24**	**42,19**	**42,38**	**44,46**	**40,20**
	5	**73,94**	**76,03**	**71,73**	**58,79**	**60,11**	**57,40**																			
TR100 İstanbul	**3-5**	34,15	35,16	33,08	29,85	30,44	29,22	**Brüt** - Gross	101,41	100,88	101,96	95,66	95,50	95,83	107,12	106,21	108,07	118,27	120,38	116,02	59,20	61,89	56,33	59,07	58,49	59,69
	4-5	43,08	44,29	41,79	37,87	38,72	36,97	**Net** - Net	97,16	97,04	97,28	91,93	91,79	92,08	96,78	96,80	96,74	86,41	85,57	87,31	36,58	36,42	36,76	49,83	49,16	50,55
	5	61,27	63,69	58,72	48,88	50,44	47,25																			
TR211 Tekirdağ	**3-5**	47,67	48,51	46,79	40,64	41,16	40,10	**Brüt** - Gross	100,70	100,25	101,18	95,93	95,74	96,14	105,42	104,76	106,12	109,23	110,43	107,92	61,08	58,30	64,12	48,15	52,12	43,80
	4-5	59,64	60,44	58,79	51,66	52,28	51,01	**Net** - Net	96,60	96,57	96,64	91,84	91,69	91,99	96,35	96,50	96,20	83,91	83,61	84,24	42,59	39,23	46,28	41,32	44,38	37,97
	5	88,19	89,76	86,56	69,32	70,32	68,28																			
TR212 Edirne	**3-5**	52,64	53,38	51,86	43,52	43,93	43,09	**Brüt** - Gross	100,68	100,58	100,80	97,38	97,49	97,26	103,73	103,46	104,01	105,74	107,74	103,62	62,87	57,73	68,34	42,87	50,01	35,28
	4-5	64,54	64,00	65,11	54,29	53,62	55,02	**Net** - Net	96,42	96,38	96,46	91,18	91,07	91,28	94,82	94,58	95,06	87,55	87,87	87,22	50,27	44,46	56,45	37,28	43,40	30,77
	5	95,87	95,49	96,30	71,55	71,09	72,05																			
TR213 Kırklareli	**3-5**	55,73	57,05	54,28	46,50	47,33	45,60	**Brüt** - Gross	100,40	100,10	100,72	95,88	96,07	95,68	104,37	103,44	105,38	107,96	112,69	103,02	64,43	61,64	67,34	43,53	51,05	35,67
	4-5	68,08	69,29	66,75	57,91	58,77	56,95	**Net** - Net	96,34	96,09	96,60	91,53	91,32	91,75	95,79	95,15	96,47	87,61	89,10	86,06	50,42	46,25	54,77	37,20	42,85	31,29
	5	102,61	102,62	102,59	77,96	77,99	77,93																			
TR221 Balıkesir	**3-5**	52,28	52,18	52,38	43,63	43,34	43,93	**Brüt** - Gross	99,47	99,06	99,91	94,44	94,74	94,13	104,09	103,07	105,17	109,50	109,73	109,27	59,54	56,22	63,07	49,96	53,51	46,20
	4-5	64,37	64,03	64,72	54,53	54,24	54,84	**Net** - Net	96,29	96,27	96,32	90,71	90,83	90,58	96,77	96,60	96,95	87,70	86,67	88,79	44,73	40,73	48,99	42,96	45,94	39,80
	5	94,64	94,47	94,81	71,55	71,50	71,61																			
TR222 Çanakkale	**3-5**	54,12	53,90	54,35	43,90	43,58	44,24	**Brüt** - Gross	99,25	98,79	99,72	94,99	95,12	94,85	103,46	102,39	104,58	107,46	108,27	106,61	63,86	58,11	69,97	43,60	50,16	36,64
	4-5	64,66	64,79	64,52	53,83	53,86	53,80	**Net** - Net	95,49	95,37	95,60	89,90	89,72	90,09	95,27	94,93	95,62	87,69	87,84	87,53	49,57	43,94	55,55	38,12	43,90	31,97
	5	95,86	96,26	95,44	70,08	70,58	69,56																			
TR310 İzmir	**3-5**	46,81	47,58	46,01	39,67	40,04	39,29	**Brüt** - Gross	100,95	100,17	101,76	94,64	94,82	94,45	107,22	105,47	109,07	117,06	119,58	114,38	65,04	63,72	66,44	52,02	55,86	47,94
	4-5	57,70	58,33	57,03	49,59	50,03	49,13	**Net** - Net	96,08	95,97	96,20	90,01	90,01	90,01	96,25	95,95	96,57	87,19	86,25	88,19	44,07	40,45	47,91	43,13	45,80	40,28
	5	84,69	86,31	82,96	65,24	66,52	63,87																			
TR321 Aydın	**3-5**	49,84	51,11	48,49	42,13	42,76	41,48	**Brüt** - Gross	99,38	98,96	99,84	94,75	94,81	94,69	103,91	103,07	104,80	106,63	109,24	103,87	64,13	62,29	66,07	42,51	46,95	37,80
	4-5	62,11	63,42	60,72	53,42	54,17	52,63	**Net** - Net	96,27	96,04	96,51	91,05	90,88	91,22	96,44	96,16	96,75	86,68	86,70	86,65	49,39	45,62	53,37	37,29	41,08	33,28
	5	90,43	93,03	87,72	69,45	70,58	68,26																			
TR322 Denizli	**3-5**	54,78	55,08	54,46	44,30	44,17	44,44	**Brüt** - Gross	99,02	98,80	99,25	93,77	93,80	93,74	103,68	103,23	104,16	107,68	109,59	105,68	58,17	56,47	59,96	49,50	53,12	45,72
	4-5	66,03	66,46	65,58	55,37	55,63	55,11	**Net** - Net	95,46	95,35	95,58	89,50	89,30	89,70	95,86	95,75	95,98	88,52	87,84	89,24	44,70	41,55	48,00	43,82	46,28	41,25
	5	100,10	101,68	98,48	74,84	75,74	73,91																			
TR323 Muğla	**3-5**	51,99	52,65	51,27	42,12	42,41	41,81	**Brüt** - Gross	99,04	98,67	99,43	93,49	93,67	93,29	104,31	103,35	105,32	112,78	115,71	109,63	70,95	68,50	73,57	41,83	47,20	36,06
	4-5	64,26	64,57	63,94	53,45	53,58	53,30	**Net** - Net	95,34	95,16	95,55	89,91	89,78	90,06	95,74	95,28	96,25	86,63	86,10	87,21	51,13	46,29	56,33	35,50	39,81	30,87
	5	101,18	101,77	100,57	75,23	75,26	75,20																			
TR331 Manisa	**3-5**	43,25	44,39	42,03	35,42	36,09	34,70	**Brüt** - Gross	99,29	98,95	99,66	94,33	94,45	94,21	103,90	103,15	104,71	105,20	107,65	102,58	52,49	48,93	56,27	52,70	58,72	46,32
	4-5	55,08	56,42	53,65	46,08	47,03	45,07	**Net** - Net	96,36	96,16	96,58	90,76	90,58	90,96	96,83	96,56	97,12	85,56	85,33	85,80	40,37	36,04	44,96	45,20	49,29	40,85
	5	87,78	89,46	85,98	66,21	67,00	65,38																			
TR332 Afyonkarahisar	**3-5**	44,04	44,79	43,25	37,31	37,53	37,07	**Brüt** - Gross	98,82	98,47	99,18	94,17	94,39	93,94	103,13	102,31	103,98	100,65	103,41	97,76	52,93	52,11	53,78	47,72	51,30	43,97
	4-5	56,71	57,57	55,81	49,10	49,65	48,52	**Net** - Net	95,88	95,65	96,13	90,56	90,63	90,50	95,82	95,35	96,31	80,72	80,53	80,93	38,52	34,77	42,45	42,20	45,76	38,48
	5	84,64	86,87	82,28	66,79	68,32	65,16																			
TR333 Kütahya	**3-5**	49,01	50,52	47,44	40,84	41,56	40,08	**Brüt** - Gross	99,43	98,91	99,98	93,58	93,13	94,05	104,81	104,24	105,42	118,16	118,15	118,17	62,89	59,17	66,86	55,27	58,98	51,31
	4-5	62,65	63,86	61,38	53,26	53,66	52,83	**Net** - Net	96,39	96,20	96,59	90,53	90,11	90,97	97,71	97,98	97,42	93,91	93,32	94,54	46,32	42,81	50,05	47,59	50,51	44,48
	5	91,22	94,61	87,68	69,14	70,52	67,70																			
TR334 Uşak	**3-5**	46,71	46,93	46,46	37,00	37,23	36,74	**Brüt** - Gross	99,42	99,18	99,68	93,76	94,31	93,17	104,79	103,75	105,90	109,33	107,61	111,15	68,18	64,11	72,46	41,15	43,50	38,69
	4-5	59,91	59,67	60,18	49,32	49,45	49,18	**Net** - Net	95,72	95,64	95,80	89,52	89,53	89,52	96,42	95,86	97,02	88,23	85,05	91,58	52,28	47,21	57,61	35,96	37,84	33,98
	5	98,07	97,40	98,82	72,44	72,72	72,13																			
TR411 Bursa	**3-5**	43,43	44,35	42,46	36,73	37,13	36,30	**Brüt** - Gross	99,60	98,98	100,26	95,04	94,83	95,26	104,08	103,04	105,20	112,03	113,66	110,29	51,69	49,66	53,86	60,34	63,99	56,42
	4-5	54,78	55,68	53,83	47,32	47,88	46,72	**Net** - Net	96,27	96,11	96,43	90,07	89,86	90,28	96,17	96,16	96,18	88,69	88,71	88,67	37,97	35,76	40,34	50,72	52,94	48,33
	5	81,23	83,39	78,95	63,42	64,75	62,02																			
TR412 Eskişehir	**3-5**	51,22	52,11	50,26	42,82	43,12	42,50	**Brüt** - Gross	99,07	98,36	99,82	94,39	94,25	94,55	103,61	102,48	104,79	117,33	117,67	116,98	69,38	61,69	77,47	47,95	55,98	39,50
	4-5	63,17	63,83	62,45	53,76	54,05	53,45	**Net** - Net	95,73	95,49	95,99	90,51	90,14	90,92	96,18	96,05	96,31	94,10	94,33	93,87	54,65	48,28	61,36	39,45	46,05	32,51
	5	93,96	95,94	91,79	71,78	72,79	70,68																			
TR413 Bilecik	**3-5**	55,64	56,34	54,93	46,89	46,72	47,07	**Brüt** - Gross	98,47	97,99	98,98	92,52	92,36	92,68	104,01	103,24	104,83	119,28	122,38	115,98	54,32	51,11	57,73	64,96	71,27	58,24
	4-5	70,09	71,69	68,53	60,07	60,67	59,49	**Net** - Net	95,16	94,85	95,50	89,58	89,35	89,82	96,07	95,81	96,35	96,85	97,91	95,73	38,98	34,51	43,73	57,88	63,40	52,00
	5	102,75	106,96	98,55	78,87	80,89	76,84																			
TR421 Kocaeli	**3-5**	52,87	53,59	52,11	46,31	46,40	46,21	**Brüt** - Gross	100,24	99,52	101,01	94,70	94,35	95,07	105,87	104,78	107,04	120,16	122,41	117,76	60,23	58,81	61,75	59,93	63,60	56,02
	4-5	68,22	69,04	67,36	60,64	60,91	60,36	**Net** - Net	96,94	96,76	97,14	91,52	91,20	91,85	97,25	97,27	97,24	90,57	90,10	91,06	42,78	40,44	45,27	47,78	49,66	45,79
	5	95,90	97,94	93,75	77,92	78,78	77,01																			
TR422 Sakarya	**3-5**	45,68	46,88	44,42	40,02	40,85	39,15	**Brüt** - Gross	100,10	99,48	100,76	95,17	95,21	95,13	104,85	103,61	106,16	112,73	112,27	113,22	53,93	48,11	60,06	58,80	64,15	53,16
	4-5	57,96	59,23	56,61	51,24	52,29	50,12	**Net** - Net	96,88	96,76	97,01	91,22	91,25	91,20	96,56	96,48	96,65	88,58	88,32	88,86	41,25	37,21	45,50	47,33	51,11	43,36
	5	80,16	81,78	78,39	64,24	65,58	62,79																			
TR423 Düzce	**3-5**	51,31	52,33	50,22	45,13	46,03	44,17	**Brüt** - Gross	99,09	98,53	99,67	93,82	93,97	93,68	104,16	102,93	105,41	110,74	110,55	110,93	50,21	47,07	53,52	60,52	63,48	57,41
	4-5	63,20	64,43	61,90	55,90	57,22	54,51	**Net** - Net	96,30	96,23	96,38	91,07	91,06	91,08	96,71	96,45	96,98	87,13	86,80	87,47	37,32	33,92	40,91	49,80	52,88	46,56
	5	83,14	85,66	80,50	66,33	68,98	63,55																			
TR424 Bolu	**3-5**	48,52	50,25	46,75	40,68	41,19	40,16	**Brüt** - Gross	97,97	97,23	98,76	93,97	93,89	94,05	101,76	100,30	103,31	125,16	134,39	115,34	58,72	52,00	65,86	66,44	82,40	49,47
	4-5	60,55	63,03	58,00	51,34	52,49	50,15	**Net** - Net	95,30	94,99	95,63	90,52	89,99	91,09	95,50	95,00	96,03	100,00	100,00	93,23	45,10	40,27	50,23	57,78	71,68	43,01
	5	88,17	91,88	84,35	67,29	67,95	66,62																			

Not 1. İBBS 3. düzey okullaşma oranları Türkiye İstatistik Kurumu tarafından hesaplanmıştır.

Not 2. 2016/'17 okullaşma oranları hesaplanırken, kullanılan nüfus ve öğrenci sayılarında Türkiye'de ikamet eden T.C. vatandaşları kapsanmıştır. Türkiye'de ikamet eden yabancı uyruklu nüfus ve yabancı uyruklu öğrenci sayıları kapsam dışında tutularak, tamamlanmış olan en son takvim yılı sonu öğrenci rakamları ve tamamlanmış olan en son nüfus rakamları (31 Aralık 2016) kullanılarak hesaplanmıştır.

(1) Okullaşma oranlarının hesaplanması için açıklamalara bakınız.

(2) Genel Lise, Anadolu Lisesi, Anadolu Öğretmen Lisesi, Fen Lisesi, Sosyal Bilimler Lisesi, Güzel Sanatlar Lisesi, Spor Lisesi ve Özel Liseler.

(3) İmam Hatip Lisesi, Anadolu İmam Hatip Lisesi, Mesleki ve Teknik Liseler, Özel Eğitim Meslek Liseleri ve Özel Meslek Liseleri.

(4) Ortaokul brüt okullaşma oranları hesaplanırken Açık Öğretim Ortaokulu öğrencileri dahil edilmiştir. Ortaöğretim de ise brüt ve net okullaşma oranları hesaplanırken Açık Öğretim Lise öğrencileri dahil edilmiştir.

Note 1. SR Level 3 schooling ratios are calculated by TurkStat

Note 2. The population and the number of students who reside in Turkey as Turkish citizens are taken into consideration while the school enrollment rates of 2016-2017 are being calculated. Foreign nationals residing in Turkey and the number of foreign students are excluded from the calculation and the end of the latest completed calendar year's student numbers and the latest completed population numbers (31 December 2016) are used in calculations.

(1) See explanations for the calculation of schooling ratio

(2) General High School, Anatolian High School, Anatolian Teacher Training High School, Science High School, Social Sciences High School, Fine Arts High School, Sports High School and Private High Schools.

(3) Imam and Preacher High School, Anatolian Imam and Preacher High School, Vocational and Technical High Schools, Special Education Vocational High Schools and Private Vocational High Schools.

(4) As calculating Gross Schooling Ratio for lower secondary education, the students of open lower secondary high school are included. Also as calculating Gross and Net Schooling Ratios for upper secondary education, open upper high secondary school students are included.

1.2 İstatistiki Bölge Birimleri Sınıflaması 3. düzey ve eğitim seviyesine göre okullaşma oranı (devam)

Schooling ratio by Statistical Regions Level 3 and level of education (continued)

[2016/'17 öğretim yılı - The educational year 2016/'17**]**

İBBS - 3. Düzey SR - Level 3	Yaş Age	Okul Öncesi Brüt (1) Pre Primary Education (1) Toplam Total	Erkek Male	Kadın Female	Okul Öncesi Net (1) Pre Primary Education (1) Toplam Total	Erkek Male	Kadın Female	Okullaşma Oranı (1)(4) Schooling Ratio (1)(4)	İlköğretim (İlkokul+Ortaokul) Primary Education (Primary School+Lower Secondary School) Toplam Total	Erkek Male	Kadın Female	İlkokul Primary School Toplam Total	Erkek Male	Kadın Female	Ortaokul Lower Secondary School Toplam Total	Erkek Male	Kadın Female	Ortaöğretim (Lise) Upper Secondary Education Toplam Total	Erkek Male	Kadın Female	Genel Ortaöğretim (2) General Secondary Education (2) Toplam Total	Erkek Male	Kadın Female	Mesleki ve Teknik Ortaöğretim (3) Vocational and Technical Secondary Education (3) Toplam Total	Erkek Male	Kadın Female
TR425 Yalova	**3-5**	50,02	51,22	48,76	42,92	43,70	42,10	**Brüt -** Gross	99,82	98,96	100,74	94,15	94,32	93,97	105,71	103,83	107,71	117,12	119,16	114,93	67,07	65,31	68,96	50,05	53,85	45,96
	4-5	62,54	63,92	61,11	54,61	55,84	53,32	**Net -** Net	96,01	95,70	96,34	90,01	90,09	89,93	96,37	96,02	96,74	90,09	91,09	89,01	49,68	47,50	52,01	40,41	43,59	37,00
	5	91,85	93,78	89,81	72,44	74,20	70,58																			
TR510 Ankara	**3-5**	42,28	43,34	41,17	35,66	36,26	35,02	**Brüt -** Gross	99,55	98,88	100,26	94,34	94,47	94,20	104,71	103,22	106,29	117,29	118,84	115,65	65,92	64,64	67,28	51,37	54,20	48,37
	4-5	52,44	53,58	51,25	44,66	45,42	43,86	**Net -** Net	96,19	96,04	96,34	90,86	90,73	91,00	96,64	96,32	96,98	92,26	91,68	92,88	48,35	45,76	51,07	43,92	45,91	41,81
	5	79,11	80,71	77,41	60,82	61,65	59,94																			
TR521 Konya	**3-5**	39,63	40,42	38,81	32,64	32,77	32,51	**Brüt -** Gross	98,93	98,52	99,37	93,68	93,69	93,67	103,79	103,03	104,59	106,75	108,27	105,17	51,80	54,31	49,20	54,95	53,96	55,97
	4-5	51,72	52,33	51,08	43,94	44,05	43,82	**Net -** Net	95,75	95,52	95,99	89,04	88,97	89,11	95,69	95,55	95,84	84,67	83,91	85,47	36,59	36,82	36,35	48,08	47,09	49,12
	5	80,84	83,48	78,11	62,33	63,71	60,89																			
TR522 Karaman	**3-5**	46,71	48,62	44,68	37,73	38,58	36,83	**Brüt -** Gross	99,02	98,32	99,75	92,99	92,67	93,32	104,62	103,53	105,77	113,93	112,87	115,02	69,72	67,42	72,04	44,22	45,45	42,97
	4-5	59,72	62,47	56,85	49,75	50,93	48,53	**Net -** Net	95,89	95,44	96,37	90,07	89,58	90,58	96,98	96,76	97,20	90,23	87,97	92,51	51,58	47,81	55,40	38,64	40,16	37,11
	5	95,19	100,30	89,84	71,58	73,04	70,05																			
TR611 Antalya	**3-5**	55,62	56,42	54,77	45,18	45,27	45,09	**Brüt -** Gross	99,14	98,58	99,74	93,40	93,49	93,31	104,80	103,59	106,10	116,68	118,15	115,12	72,15	71,27	73,09	44,53	46,88	42,03
	4-5	67,91	68,54	67,24	57,16	57,35	56,94	**Net -** Net	95,10	94,92	95,29	89,17	88,96	89,39	95,38	95,12	95,66	87,88	86,78	89,04	50,40	47,03	53,98	37,47	39,75	35,06
	5	101,29	103,22	99,27	75,36	76,07	74,61																			
TR612 Isparta	**3-5**	51,47	52,01	50,89	41,21	41,37	41,04	**Brüt -** Gross	98,72	98,47	98,99	93,72	93,75	93,69	103,19	102,79	103,62	118,88	118,74	119,02	64,99	61,13	69,06	53,89	57,62	49,96
	4-5	63,79	64,43	63,12	52,61	52,96	52,23	**Net -** Net	95,20	95,14	95,27	89,23	88,91	89,58	95,47	95,49	95,45	96,77	95,41	98,21	50,62	46,22	55,26	46,15	49,20	42,95
	5	100,42	101,22	99,56	73,56	74,08	72,99																			
TR613 Burdur	**3-5**	61,56	62,77	60,25	47,28	47,56	46,98	**Brüt -** Gross	98,88	98,34	99,45	95,07	94,45	95,76	102,29	101,75	102,86	112,81	114,28	111,28	66,32	62,47	70,32	46,49	51,81	40,96
	4-5	73,34	72,90	73,82	60,81	60,72	60,90	**Net -** Net	94,21	93,70	94,74	87,51	86,78	88,30	93,06	92,57	93,59	91,85	91,73	91,97	51,57	46,93	56,39	40,28	44,80	35,58
	5	109,65	109,82	109,47	80,48	80,54	80,41																			
TR621 Adana	**3-5**	42,67	43,56	41,73	36,38	36,97	35,76	**Brüt -** Gross	100,47	100,28	100,67	95,41	95,55	95,25	105,36	104,94	105,81	104,12	108,06	99,98	59,03	57,61	60,52	45,08	50,45	39,46
	4-5	53,68	54,53	52,78	46,73	47,46	45,95	**Net -** Net	96,48	96,40	96,57	90,93	90,93	90,92	95,97	95,92	96,02	81,29	81,60	80,97	46,00	43,02	49,12	35,29	38,58	31,85
	5	76,35	77,88	74,71	59,77	61,12	58,32																			
TR622 Mersin	**3-5**	54,56	55,50	53,57	46,34	46,67	45,98	**Brüt -** Gross	100,48	100,20	100,78	95,54	95,55	95,52	105,20	104,69	105,73	106,17	107,65	104,60	56,81	54,96	58,77	49,37	52,70	45,83
	4-5	67,69	68,36	66,98	58,73	59,03	58,40	**Net -** Net	96,78	96,63	96,93	90,60	90,45	90,75	96,43	96,33	96,54	84,50	84,23	84,79	43,88	41,17	46,76	40,62	43,05	38,03
	5	95,03	96,50	93,46	73,53	74,11	72,91																			
TR631 Hatay	**3-5**	46,46	47,28	45,59	40,54	40,97	40,09	**Brüt -** Gross	98,96	98,68	99,25	94,76	94,79	94,74	103,13	102,55	103,72	99,12	102,00	96,11	52,21	51,73	52,72	46,91	50,27	43,39
	4-5	60,23	60,83	59,58	53,26	53,54	52,96	**Net -** Net	96,36	96,20	96,52	90,89	90,86	90,92	96,03	95,92	96,15	80,99	81,31	80,65	40,55	38,34	42,87	40,43	42,97	37,77
	5	89,86	91,65	87,98	73,30	74,16	72,40																			
TR632 Kahramanmaraş	**3-5**	35,73	36,21	35,22	28,42	28,47	28,36	**Brüt -** Gross	99,72	99,59	99,86	94,19	94,30	94,07	105,05	104,71	105,42	97,83	100,43	95,07	46,55	47,18	45,88	51,28	53,25	49,19
	4-5	46,47	46,85	46,06	38,22	38,24	38,20	**Net -** Net	95,91	95,71	96,12	90,70	90,66	90,74	96,00	95,60	96,42	76,82	76,76	76,88	33,33	31,97	34,77	43,49	44,80	42,11
	5	74,63	75,30	73,91	55,28	55,32	55,25																			
TR633 Osmaniye	**3-5**	41,77	43,32	40,12	29,55	29,86	29,22	**Brüt -** Gross	100,17	99,98	100,38	94,03	93,32	94,79	106,21	106,56	105,86	105,21	108,06	102,25	53,16	51,61	54,77	52,06	56,45	47,48
	4-5	47,94	48,77	47,05	38,71	39,04	38,36	**Net -** Net	94,75	94,24	95,29	87,72	86,82	88,68	94,40	94,19	94,63	83,38	82,78	84,01	41,16	38,04	44,42	42,22	44,74	39,59
	5	80,58	82,42	78,58	58,66	59,52	57,73																			
TR711 Kırıkkale	**3-5**	45,38	46,51	44,15	37,43	38,09	36,70	**Brüt -** Gross	100,01	99,56	100,48	95,00	94,31	95,72	104,51	104,21	104,81	115,71	120,05	111,18	52,67	49,38	56,11	63,04	70,68	55,06
	4-5	59,08	60,83	57,19	49,67	50,93	48,31	**Net -** Net	96,77	96,68	96,86	90,46	89,88	91,07	96,75	96,98	96,52	92,77	93,23	92,30	40,28	37,02	43,69	52,49	56,21	48,61
	5	91,71	95,78	87,30	69,57	72,54	66,37																			
TR712 Aksaray	**3-5**	42,25	42,58	41,92	36,10	36,06	36,13	**Brüt -** Gross	97,59	97,16	98,05	92,81	92,83	92,79	102,30	101,48	103,18	105,25	110,93	99,41	58,12	55,41	60,90	47,13	55,52	38,51
	4-5	54,67	54,79	54,55	47,68	47,52	47,84	**Net -** Net	94,54	94,29	94,80	88,96	88,93	88,99	94,74	94,38	95,12	85,00	88,57	81,33	43,05	38,94	47,28	41,95	49,64	34,05
	5	80,55	81,64	79,44	64,45	64,81	64,10																			
TR713 Niğde	**3-5**	42,00	42,01	41,99	35,28	34,83	35,74	**Brüt -** Gross	99,57	99,53	99,60	94,61	94,82	94,38	104,04	103,76	104,33	96,42	96,71	96,12	53,96	51,25	56,79	42,46	45,46	39,32
	4-5	54,67	54,65	54,69	47,54	47,36	47,72	**Net -** Net	96,50	96,41	96,59	91,15	91,26	91,04	96,90	96,67	97,14	80,01	78,09	82,02	42,35	38,01	46,88	37,66	40,08	35,14
	5	83,35	84,81	81,89	66,54	67,44	65,63																			
TR714 Nevşehir	**3-5**	55,79	56,35	55,18	47,78	48,72	46,76	**Brüt -** Gross	99,09	98,81	99,39	94,33	94,45	94,21	103,59	102,91	104,31	103,31	105,06	101,50	58,02	57,03	59,04	45,28	48,03	42,47
	4-5	70,10	71,15	68,97	60,93	62,56	59,18	**Net -** Net	96,09	95,98	96,21	89,82	89,96	89,67	96,58	96,11	97,08	84,92	83,96	85,90	44,53	41,69	47,45	40,38	42,27	38,45
	5	99,60	99,75	99,44	78,05	79,87	76,02																			
TR715 Kırşehir	**3-5**	46,85	46,41	47,31	37,68	37,30	38,08	**Brüt -** Gross	97,99	98,16	97,82	93,79	94,46	93,10	101,98	101,69	102,28	110,20	113,96	106,29	58,12	55,54	60,80	52,08	58,42	45,49
	4-5	59,31	58,85	59,77	49,80	49,64	49,96	**Net -** Net	94,81	94,90	94,71	89,61	89,87	89,34	95,01	94,83	95,20	91,54	92,31	90,75	46,43	43,30	49,68	45,11	49,00	41,07
	5	94,24	94,74	93,72	72,15	73,25	71,04																			
TR721 Kayseri	**3-5**	39,80	40,13	39,44	33,31	33,18	33,46	**Brüt -** Gross	99,61	98,99	100,27	94,37	94,27	94,48	104,58	103,49	105,73	112,77	114,54	110,92	57,69	55,93	59,52	55,08	58,61	51,40
	4-5	52,43	52,68	52,16	45,06	44,97	45,15	**Net -** Net	96,36	96,08	96,66	90,51	90,28	90,76	96,85	96,58	97,14	88,56	87,65	89,52	41,74	38,80	44,81	46,83	48,85	44,71
	5	81,12	82,93	79,22	63,94	64,83	63,00																			
TR722 Sivas	**3-5**	40,29	40,64	39,92	35,73	35,80	35,66	**Brüt -** Gross	99,81	99,31	100,33	94,38	94,57	94,19	104,65	103,58	105,78	111,37	115,05	107,60	60,83	60,09	61,59	50,54	54,96	46,01
	4-5	51,72	52,28	51,14	46,24	46,52	45,93	**Net -** Net	96,68	96,57	96,79	91,35	91,57	91,12	96,92	96,87	96,97	87,31	87,49	87,12	43,96	41,27	46,72	43,35	46,22	40,41
	5	73,99	77,16	70,73	61,10	63,41	58,72																			
TR723 Yozgat	**3-5**	36,79	37,60	35,93	31,74	32,37	31,07	**Brüt -** Gross	93,69	93,53	93,86	90,07	90,23	89,90	96,95	96,61	97,31	100,17	103,09	97,22	53,58	52,31	54,87	46,59	50,78	42,35
	4-5	47,23	47,42	47,02	41,35	41,66	41,01	**Net -** Net	91,01	91,02	91,00	86,83	86,90	86,76	90,40	90,36	90,43	80,26	79,80	80,74	40,03	35,63	44,48	40,23	44,17	36,25
	5	71,29	71,91	70,62	57,81	58,72	56,82																			
TR811 Zonguldak	**3-5**	44,17	45,34	42,92	37,58	38,29	36,81	**Brüt -** Gross	99,37	98,66	100,11	93,38	93,36	93,41	105,08	103,65	106,59	111,60	111,11	112,13	58,97	51,74	66,62	52,63	59,37	45,51
	4-5	56,02	57,26	54,69	48,18	49,05	47,25	**Net -** Net	96,79	96,60	96,98	90,90	90,81	91,01	97,70	97,58	97,83	90,27	89,66	90,92	45,83	39,53	52,50	44,44	50,13	38,42
	5	83,92	85,85	81,79	65,77	67,16	64,23																			
TR812 Karabük	**3-5**	50,68	50,59	50,77	43,31	42,95	43,68	**Brüt -** Gross	100,51	100,21	100,84	93,56	93,42	93,70	107,00	106,67	107,36	120,84	123,29	118,17	67,33	63,65	71,32	53,51	59,64	46,85
	4-5	63,78	63,93	63,63	55,83	55,71	55,94	**Net -** Net	96,44	96,36	96,53	89,78	89,65	89,92	97,22	97,36	97,08	95,59	95,91	95,24	50,83	46,52	55,52	44,75	49,39	39,72
	5	91,35	91,00	91,73	73,22	72,90	73,56																			

Not 1. İBBS 3. düzey okullaşma oranları Türkiye İstatistik Kurumu tarafından hesaplanmıştır.

Not 2. 2016/'17 okullaşma oranları hesaplanırken, kullanılan nüfus ve öğrenci sayılarında Türkiye'de ikamet eden T.C. vatandaşları kapsanmıştır. Türkiye'de ikamet eden yabancı uyruklu nüfus ve yabancı uyruklu öğrenci sayıları kapsam dışında tutularak, tamamlanmış olan en son takvim yılı sonu öğrenci rakamları ve tamamlanmış olan en son nüfus rakamları (31 Aralık 2016) kullanılarak hesaplanmıştır.

(1) Okullaşma oranlarının hesaplanması için açıklamalara bakınız.

(2) Genel Lise, Anadolu Lisesi, Anadolu Öğretmen Lisesi, Fen Lisesi, Sosyal Bilimler Lisesi, Güzel Sanatlar Lisesi, Spor Lisesi ve Özel Liseler.

(3) İmam Hatip Lisesi, Anadolu İmam Hatip Lisesi, Mesleki ve Teknik Liseler, Özel Eğitim Meslek Liseleri ve Özel Meslek Liseleri.

(4) Ortaokul brüt okullaşma oranları hesaplanırken Açık Öğretim Ortaokulu öğrencileri dahil edilmiştir. Ortaöğretim de ise brüt ve net okullaşma oranları hesaplanırken Açık Öğretim Lise öğrencileri dahil edilmiştir.

Note 1. SR Level 3 schooling ratios are calculated by TurkStat

Note 2. The population and the number of students who reside in Turkey as Turkish citizens are taken into consideration while the school enrollment rates of 2016-2017 are being calculated. Foreign nationals residing in Turkey and the number of foreign students are excluded from the calculation and the end of the latest completed calendar year's student numbers and the latest completed population numbers (31 December 2016) are used in calculations.

(1) See explanations for the calculation of schooling ratio

(2) General High School, Anatolian High School, Anatolian Teacher Training High School, Science High School, Social Sciences High School, Fine Arts High School, Sports High School and Private High Schools.

(3) Imam and Preacher High School, Anatolian Imam and Preacher High School, Vocational and Technical High Schools, Special Education Vocational High Schools and Private Vocational High Schools.

(4) As calculating Gross Schooling Ratio for lower secondary education, the students of open lower secondary high school are included. Also as calculating Gross and Net Schooling Ratios for upper secondary education, open upper high secondary school students are included.

1.2 İstatistiki Bölge Birimleri Sınıflaması 3. düzey ve eğitim seviyesine göre okullaşma oranı (devam)

Schooling ratio by Statistical Regions Level 3 and level of education (continued)

[2016/'17 öğretim yılı - The educational year 2016/'17**]**

İBBS - 3. Düzey SR - Level 3	Yaş Age	Okul Öncesi Brüt (1) Pre Primary Education (1) Toplam Total	Erkek Male	Kadın Female	Okul Öncesi Net (1) Pre Primary Education (1) Toplam Total	Erkek Male	Kadın Female	Okullaşma Oranı (1)(4) Schooling Ratio (1)(4)	İlköğretim (İlkokul+Ortaokul) Primary Education (Primary School+Lower Secondary School) Toplam Total	Erkek Male	Kadın Female	İlkokul Primary School Toplam Total	Erkek Male	Kadın Female	Ortaokul Lower Secondary School Toplam Total	Erkek Male	Kadın Female	Ortaöğretim (Lise) Upper Secondary Education Toplam Total	Erkek Male	Kadın Female	Genel Ortaöğretim (2) General Secondary Education (2) Toplam Total	Erkek Male	Kadın Female	Mesleki ve Teknik Ortaöğretim (3) Vocational and Technical Secondary Education (3) Toplam Total	Erkek Male	Kadın Female
TR813 Bartın	**3-5**	47,16	47,68	46,62	39,81	39,67	39,95	**Brüt** - Gross	100,50	99,80	101,24	94,11	93,88	94,34	106,59	105,36	107,96	113,30	111,10	115,54	50,02	46,04	54,07	63,28	65,07	61,47
	4-5	59,45	59,56	59,33	50,89	50,54	51,27	**Net** - Net	97,58	97,44	97,74	91,64	91,37	91,92	98,50	98,53	98,48	93,12	91,87	94,40	37,12	33,52	40,78	56,00	58,35	53,61
	5	85,23	85,37	85,07	66,05	65,26	66,92																			
TR821 Kastamonu	**3-5**	44,66	44,38	44,96	38,71	38,56	38,87	**Brüt** - Gross	100,15	99,37	100,95	93,77	94,57	92,95	105,85	103,74	108,04	117,29	116,71	117,89	57,43	51,01	64,03	59,86	65,70	53,86
	4-5	56,59	55,90	57,32	49,27	49,07	49,48	**Net** - Net	96,09	96,20	95,99	90,26	91,08	89,41	96,48	96,27	96,70	91,87	92,98	90,73	38,31	33,73	43,02	53,56	59,25	47,71
	5	81,36	81,39	81,33	64,17	65,50	62,74																			
TR822 Çankırı	**3-5**	48,99	49,44	48,51	41,96	41,89	42,02	**Brüt** - Gross	94,06	93,34	94,81	89,21	88,69	89,77	98,66	97,94	99,40	108,46	112,19	104,49	55,29	51,23	59,62	53,17	60,96	44,87
	4-5	60,19	60,22	60,17	51,90	51,72	52,09	**Net** - Net	90,30	89,65	90,98	85,69	85,09	86,35	90,28	89,75	90,81	83,70	83,58	83,82	38,46	32,63	44,67	45,24	50,95	39,15
	5	86,65	87,68	85,61	67,44	67,44	67,44																			
TR823 Sinop	**3-5**	49,58	49,95	49,20	42,82	42,98	42,65	**Brüt** - Gross	101,01	100,65	101,38	95,38	95,81	94,92	106,15	105,07	107,28	113,98	114,29	113,65	61,90	56,96	67,06	52,07	57,32	46,59
	4-5	60,60	60,75	60,45	53,12	53,44	52,79	**Net** - Net	97,10	97,10	97,10	91,66	91,79	91,53	97,13	96,96	97,31	89,98	89,61	90,38	44,16	39,68	48,84	45,82	49,93	41,53
	5	84,14	83,95	84,34	66,57	66,78	66,36																			
TR831 Samsun	**3-5**	49,13	49,87	48,34	42,65	42,69	42,61	**Brüt** - Gross	99,92	99,22	100,65	93,92	93,81	94,04	105,43	104,20	106,74	112,34	112,46	112,22	61,07	56,96	65,31	51,27	55,50	46,90
	4-5	61,99	62,74	61,21	54,70	54,78	54,60	**Net** - Net	96,98	96,68	97,29	90,84	90,60	91,09	97,73	97,55	97,94	88,90	88,39	89,42	45,21	41,28	49,28	43,68	47,11	40,14
	5	83,61	86,27	80,82	66,40	67,52	65,24																			
TR832 Tokat	**3-5**	55,70	57,12	54,20	48,53	48,93	48,10	**Brüt** - Gross	94,90	94,17	95,66	89,21	88,82	89,62	99,91	98,83	101,03	105,84	110,11	101,38	50,36	48,36	52,43	55,48	61,74	48,95
	4-5	68,07	69,38	66,68	60,38	61,06	59,65	**Net** - Net	90,90	90,52	91,29	85,44	84,93	85,99	91,02	90,77	91,28	85,16	87,14	83,09	37,45	34,52	40,50	47,71	52,61	42,60
	5	88,82	92,50	84,85	71,07	73,44	68,51																			
TR833 Çorum	**3-5**	45,23	46,15	44,25	37,80	38,43	37,12	**Brüt** - Gross	100,09	99,35	100,86	94,19	94,34	94,02	105,44	103,92	107,04	112,24	112,21	112,28	63,80	60,11	67,55	48,45	52,09	44,74
	4-5	55,87	57,22	54,41	47,85	49,13	46,48	**Net** - Net	95,59	95,42	95,77	90,05	89,92	90,19	96,15	95,86	96,47	86,25	85,18	87,35	46,36	42,81	49,97	39,90	42,37	37,38
	5	84,00	85,83	82,00	65,11	66,88	63,18																			
TR834 Amasya	**3-5**	57,10	58,78	55,34	49,24	50,28	48,16	**Brüt** - Gross	99,73	99,12	100,39	94,17	94,39	93,94	104,89	103,53	106,32	119,19	120,71	117,61	59,39	55,78	63,12	59,80	64,93	54,49
	4-5	70,73	72,64	68,73	61,70	63,11	60,22	**Net** - Net	96,79	96,65	96,94	90,82	90,72	90,92	97,60	97,40	97,80	96,67	97,16	96,16	45,41	41,58	49,37	51,26	55,58	46,79
	5	96,58	99,74	93,27	75,40	77,46	73,23																			
TR901 Trabzon	**3-5**	51,75	53,32	50,15	44,28	45,24	43,30	**Brüt** - Gross	99,07	98,90	99,25	93,86	93,64	94,09	104,12	104,12	104,13	119,17	119,13	119,21	59,55	58,13	61,01	59,62	61,00	58,20
	4-5	64,56	66,20	62,88	56,22	57,34	55,07	**Net** - Net	96,60	96,74	96,45	90,76	90,54	91,00	97,50	98,03	96,95	95,46	94,18	96,80	46,61	44,00	49,31	48,85	50,17	47,48
	5	89,17	91,03	87,18	69,58	70,71	68,37																			
TR902 Ordu	**3-5**	47,21	48,27	46,10	41,11	41,58	40,63	**Brüt** - Gross	96,35	95,84	96,89	90,99	90,95	91,03	101,44	100,53	102,40	104,81	105,75	103,84	47,55	43,51	51,73	57,26	62,24	52,11
	4-5	60,16	61,34	58,91	52,99	53,54	52,40	**Net** - Net	93,97	93,73	94,22	88,59	88,56	88,63	94,76	94,56	94,98	87,66	87,76	87,55	37,93	33,51	42,50	49,72	54,25	45,04
	5	84,50	86,59	82,28	67,80	68,49	67,07																			
TR903 Giresun	**3-5**	58,49	59,01	57,95	51,70	51,67	51,74	**Brüt** - Gross	93,24	93,03	93,45	88,65	88,93	88,36	97,31	96,65	98,00	108,24	109,53	106,86	52,08	48,23	56,17	56,16	61,31	50,69
	4-5	71,15	71,76	70,54	62,95	63,03	62,86	**Net** - Net	90,83	90,91	90,74	86,19	86,34	86,04	91,26	91,19	91,34	89,06	90,22	87,83	39,83	36,29	43,59	49,23	53,93	44,24
	5	91,83	94,01	89,62	72,69	73,59	71,79																			
TR904 Rize	**3-5**	51,64	53,18	50,07	45,30	46,49	44,08	**Brüt** - Gross	99,86	99,88	99,84	92,72	92,99	92,44	106,43	106,40	106,46	136,45	140,75	131,94	63,29	59,12	67,66	73,15	81,63	64,28
	4-5	64,90	67,01	62,77	57,59	59,32	55,83	**Net** - Net	96,66	97,26	96,03	90,05	90,29	89,79	98,02	99,12	96,88	100,00	100,00	100,00	45,84	42,31	49,55	56,97	63,05	50,60
	5	86,68	88,91	84,33	69,94	71,65	68,14																			
TR905 Artvin	**3-5**	50,58	50,71	50,46	44,64	44,59	44,68	**Brüt** - Gross	99,89	99,13	100,68	93,56	93,07	94,08	105,63	104,58	106,72	121,15	119,01	123,40	68,18	61,28	75,42	52,98	57,73	47,98
	4-5	64,29	65,63	62,95	57,07	58,17	55,97	**Net** - Net	97,05	96,94	97,16	90,97	90,99	90,95	98,24	98,39	98,08	96,58	95,54	97,66	52,18	47,42	57,18	44,40	48,13	40,48
	5	88,38	93,26	83,59	71,54	75,70	67,45																			
TR906 Gümüşhane	**3-5**	30,08	31,72	28,36	27,07	28,16	25,92	**Brüt** - Gross	63,44	62,99	63,90	60,48	59,67	61,30	66,13	65,89	66,38	74,13	74,83	73,39	40,02	41,99	37,90	34,12	32,83	35,50
	4-5	37,41	39,02	35,64	33,77	35,00	32,42	**Net** - Net	61,73	61,53	61,93	58,96	58,19	59,75	61,19	61,44	60,92	58,21	58,65	57,74	29,28	29,48	29,07	28,93	29,17	28,67
	5	51,72	53,87	49,29	43,14	44,53	41,57																			
TRA11 Erzurum	**3-5**	36,26	36,93	35,54	32,53	32,93	32,10	**Brüt** - Gross	102,87	101,97	103,81	98,22	98,18	98,27	106,91	105,32	108,54	95,47	100,49	90,28	53,77	57,40	50,02	41,70	43,09	40,27
	4-5	46,65	47,12	46,14	42,23	42,57	41,87	**Net** - Net	97,11	96,83	97,40	92,36	92,46	92,26	95,41	95,04	95,78	72,62	73,81	71,40	39,22	38,92	39,52	33,41	34,89	31,88
	5	61,16	62,41	59,80	50,75	51,70	49,73																			
TRA12 Erzincan	**3-5**	62,05	62,90	61,17	54,44	54,93	53,94	**Brüt** - Gross	98,88	98,16	99,62	93,27	93,45	93,09	104,15	102,60	105,77	114,66	118,35	110,81	59,21	57,40	61,11	55,45	60,95	49,70
	4-5	77,08	77,45	76,69	68,93	69,49	68,33	**Net** - Net	95,29	95,22	95,37	89,50	89,73	89,27	95,48	95,32	95,66	89,36	91,18	87,46	42,19	38,88	45,66	47,17	52,30	41,80
	5	101,54	103,72	99,30	82,77	85,21	80,26																			
TRA13 Bayburt	**3-5**	33,96	35,50	32,34	30,84	31,82	29,81	**Brüt** - Gross	85,23	85,19	85,26	80,15	80,73	79,56	89,69	89,02	90,40	96,59	99,02	93,93	48,07	46,73	49,54	48,52	52,29	44,40
	4-5	41,48	43,81	38,98	37,57	39,16	35,88	**Net** - Net	82,97	83,02	82,92	77,59	77,96	77,22	82,41	82,67	82,13	77,08	77,57	76,55	35,58	32,86	38,54	41,50	44,70	38,01
	5	56,88	61,05	52,09	47,56	50,30	44,42																			
TRA21 Ağrı	**3-5**	27,16	27,88	26,40	25,79	26,35	25,21	**Brüt** - Gross	108,25	108,03	108,48	103,65	103,42	103,89	112,47	112,25	112,71	66,19	69,09	63,13	37,16	38,41	35,84	29,03	30,68	27,29
	4-5	34,98	36,04	33,85	33,42	34,27	32,52	**Net** - Net	98,14	98,19	98,08	93,22	93,31	93,13	93,04	93,04	93,04	51,55	52,20	50,85	27,96	27,19	28,76	23,59	25,01	22,09
	5	39,36	42,16	36,40	35,71	38,00	33,28																			
TRA22 Kars	**3-5**	34,83	35,31	34,32	31,97	31,95	31,99	**Brüt** - Gross	103,58	103,38	103,80	98,61	98,43	98,79	108,38	108,15	108,62	84,36	85,40	83,24	47,80	46,93	48,76	36,56	38,47	34,48
	4-5	43,36	44,44	42,21	40,24	40,87	39,57	**Net** - Net	98,02	97,81	98,24	92,85	92,90	92,81	96,38	96,28	96,49	67,17	65,83	68,63	35,60	32,53	38,96	31,56	33,29	29,67
	5	52,73	56,21	49,07	45,23	47,58	42,77																			
TRA23 Iğdır	**3-5**	35,76	36,10	35,39	33,14	33,30	32,97	**Brüt** - Gross	104,30	104,53	104,05	100,24	100,29	100,19	107,98	108,39	107,55	91,27	86,82	96,02	55,78	50,98	60,90	35,50	35,84	35,13
	4-5	46,65	46,72	46,57	43,56	43,53	43,59	**Net** - Net	98,01	98,13	97,88	93,55	93,78	93,32	95,09	95,24	94,94	73,82	68,53	79,47	43,85	37,57	50,55	29,98	30,97	28,92
	5	57,93	58,33	57,48	50,75	51,06	50,41																			

Not 1. IBBS 3. düzey okullaşma oranları Türkiye İstatistik Kurumu tarafından hesaplanmıştır.

Not 2. 2016/'17 okullaşma oranları hesaplanırken, kullanılan nüfus ve öğrenci sayılarında Türkiye'de ikamet eden T.C. vatandaşları kapsanmıştır. Türkiye'de ikamet eden yabancı uyruklu nüfus ve yabancı uyruklu öğrenci sayıları kapsam dışında tutularak, tamamlanmış olan en son takvim yılı sonu öğrenci rakamları ve tamamlanmış olan en son nüfus rakamları (31 Aralık 2016) kullanılarak hesaplanmıştır.

(1) Okullaşma oranlarının hesaplanması için açıklamalara bakınız.

(2) Genel Lise, Anadolu Lisesi, Anadolu Öğretmen Lisesi, Fen Lisesi, Sosyal Bilimler Lisesi, Güzel Sanatlar Lisesi, Spor Lisesi ve Özel Liseler.

(3) İmam Hatip Lisesi, Anadolu İmam Hatip Lisesi, Mesleki ve Teknik Liseler, Özel Eğitim Meslek Liseleri ve Özel Meslek Liseleri.

(4) Ortaokul brüt okullaşma oranları hesaplanırken Açık Öğretim Ortaokulu öğrencileri dahil edilmiştir. Ortaöğretim de ise brüt ve net okullaşma oranları hesaplanırken Açık Öğretim Lise öğrencileri dahil edilmiştir.

Note 1. SR Level 3 schooling ratios are calculated by TurkStat

Note 2. The population and the number of students who reside in Turkey as Turkish citizens are taken into consideration while the school enrollment rates of 2016-2017 are being calculated. Foreign nationals residing in Turkey and the number of foreign students are excluded from the calculation and the end of the latest completed calendar year's student numbers and the latest completed population numbers (31 December 2016) are used in calculations.

(1) See explanations for the calculation of schooling ratio

(2) General High School, Anatolian High School, Anatolian Teacher Training High School, Science High School, Social Sciences High School, Fine Arts High School, Sports High School and Private High Schools.

(3) Imam and Preacher High School, Anatolian Imam and Preacher High School, Vocational and Technical High Schools, Special Education Vocational High Schools and Private Vocational High Schools.

(4) As calculating Gross Schooling Ratio for lower secondary education, the students of open lower secondary high school are included. Also as calculating Gross and Net Schooling Ratios for upper secondary education, open upper high secondary school students are included.

1.2 İstatistiki Bölge Birimleri Sınıflaması 3. düzey ve eğitim seviyesine göre okullaşma oranı (devam)

Schooling ratio by Statistical Regions Level 3 and level of education (continued)

[2016/'17 öğretim yılı - The educational year 2016/'17**]**

İBBS - 3. Düzey SR - Level 3	Yaş Age	Okul Öncesi Brüt (1) Pre Primary Education (1) Toplam Total	Erkek Male	Kadın Female	Okul Öncesi Net (1) Pre Primary Education (1) Toplam Total	Erkek Male	Kadın Female	Okullaşma Oranı (1)(4) Schooling Ratio (1)(4)	İlköğretim (İlkokul+Ortaokul) Primary Education (Primary School+Lower Secondary School) Toplam Total	Erkek Male	Kadın Female	İlkokul Primary School Toplam Total	Erkek Male	Kadın Female	Ortaokul Lower Secondary School Toplam Total	Erkek Male	Kadın Female	Ortaöğretim (Lise) Upper Secondary Education Toplam Total	Erkek Male	Kadın Female	Genel Ortaöğretim (2) General Secondary Education (2) Toplam Total	Erkek Male	Kadın Female	Mesleki ve Teknik Ortaöğretim (3) Vocational and Technical Secondary Education (3) Toplam Total	Erkek Male	Kadın Female
TRA24 Ardahan	**3-5**	41,23	41,99	40,39	38,32	39,38	37,15	**Brüt** - Gross	102,62	102,98	102,25	96,74	97,52	95,96	107,61	107,58	107,65	100,14	99,61	100,72	44,39	41,02	48,03	55,76	58,59	52,70
	4-5	51,61	53,70	49,37	47,99	50,47	45,32	**Net** - Net	98,50	98,91	98,08	92,75	93,53	91,95	98,79	98,79	98,78	82,69	79,72	85,90	33,74	28,85	39,02	48,95	50,86	46,88
	5	58,08	59,57	56,52	49,86	52,17	47,45																			
TRB11 Malatya	**3-5**	42,22	43,23	41,17	35,65	36,11	35,16	**Brüt** - Gross	100,06	99,64	100,51	94,41	94,42	94,40	105,41	104,56	106,30	119,37	123,59	114,94	61,18	62,27	60,03	58,20	61,32	54,91
	4-5	54,33	54,97	53,65	46,90	47,32	46,45	**Net** - Net	96,73	96,64	96,84	90,28	90,33	90,23	96,86	96,95	96,77	92,21	92,29	92,13	44,57	42,55	46,69	47,65	49,74	45,44
	5	82,52	86,15	78,84	64,94	67,66	62,17																			
TRB12 Elazığ	**3-5**	41,03	41,33	40,72	36,59	36,48	36,71	**Brüt** - Gross	100,55	99,83	101,32	95,25	95,29	95,19	105,56	104,02	107,19	112,59	117,28	107,75	63,57	65,45	61,62	49,03	51,83	46,13
	4-5	53,11	53,23	52,99	47,60	47,39	47,83	**Net** - Net	97,15	96,87	97,44	90,96	90,95	90,97	96,85	96,46	97,25	87,34	88,32	86,33	47,08	46,01	48,19	40,26	42,31	38,13
	5	72,94	75,38	70,37	59,99	61,62	58,27																			
TRB13 Bingöl	**3-5**	35,95	36,64	35,21	33,50	33,96	33,01	**Brüt** - Gross	101,86	101,60	102,14	95,61	95,26	95,98	107,75	107,61	107,89	100,63	106,67	94,17	56,43	62,73	49,70	44,20	43,94	44,47
	4-5	47,29	48,56	45,97	44,37	45,34	43,35	**Net** - Net	96,79	96,91	96,68	90,86	90,73	90,99	95,08	95,57	94,59	73,68	75,39	71,86	37,96	40,18	35,59	35,72	35,21	36,26
	5	61,52	64,53	58,35	54,86	57,23	52,36																			
TRB14 Tunceli	**3-5**	58,78	59,46	58,08	52,23	52,65	51,80	**Brüt** - Gross	97,56	97,34	97,80	93,78	93,68	93,88	101,04	100,71	101,39	116,68	120,54	112,57	78,44	78,67	78,19	38,24	41,87	34,38
	4-5	71,41	71,28	71,55	63,46	63,19	63,75	**Net** - Net	94,70	94,82	94,58	90,36	90,01	90,71	94,77	95,27	94,25	85,18	85,78	84,54	57,28	55,24	59,46	27,90	30,54	25,08
	5	91,76	89,52	94,51	72,16	70,96	73,63																			
TRB21 Van	**3-5**	34,04	34,40	33,66	31,97	32,05	31,89	**Brüt** - Gross	106,35	106,02	106,69	105,28	104,92	105,66	107,29	106,97	107,63	78,17	82,32	73,83	37,62	42,47	32,54	40,56	39,85	41,29
	4-5	44,65	45,26	44,03	42,31	42,63	41,99	**Net** - Net	98,38	98,39	98,37	94,70	94,71	94,68	92,45	92,57	92,34	58,67	59,46	57,84	25,73	26,70	24,70	32,94	32,76	33,14
	5	49,70	52,27	47,04	44,18	46,04	42,26																			
TRB22 Muş	**3-5**	33,26	33,87	32,65	31,16	31,39	30,93	**Brüt** - Gross	105,69	105,08	106,35	103,67	103,27	104,11	107,25	106,40	108,14	66,86	74,42	58,94	29,72	33,57	25,68	37,14	40,84	33,25
	4-5	43,34	44,19	42,49	41,06	41,47	40,65	**Net** - Net	96,71	97,02	96,39	93,59	93,53	93,65	90,51	91,22	89,75	50,07	53,31	46,66	19,40	19,75	19,03	30,67	33,57	27,63
	5	50,09	52,35	47,85	44,73	45,91	43,56																			
TRB23 Bitlis	**3-5**	36,30	37,08	35,47	33,99	34,43	33,54	**Brüt** - Gross	104,13	103,80	104,49	101,02	100,91	101,13	106,98	106,54	107,47	81,30	93,42	68,47	46,75	56,13	36,82	34,55	37,29	31,65
	4-5	46,38	47,91	44,76	43,72	44,82	42,57	**Net -** Net	97,74	97,58	97,90	93,22	93,50	92,91	94,22	94,05	94,41	60,41	67,20	53,22	31,85	36,53	26,89	28,57	30,67	26,34
	5	52,34	55,81	48,67	46,11	48,55	43,53																			
TRB24 Hakkari	**3-5**	35,29	36,00	34,55	33,26	33,79	32,72	**Brüt** - Gross	100,52	100,73	100,29	102,98	103,22	102,72	98,51	98,75	98,26	92,32	98,92	85,44	42,74	47,19	38,11	49,57	51,73	47,33
	4-5	42,36	43,76	40,88	40,50	41,62	39,31	**Net** - Net	93,81	94,35	93,25	91,60	92,21	90,95	86,94	87,62	86,25	63,24	62,96	63,52	25,78	24,29	27,34	37,46	38,68	36,19
	5	41,36	44,32	38,35	37,08	39,31	34,81																			
TRC11 Gaziantep	**3-5**	32,65	33,51	31,75	28,81	29,29	28,32	**Brüt -** Gross	100,67	100,50	100,84	97,22	97,17	97,28	104,21	104,00	104,43	95,46	98,80	91,93	54,94	55,91	53,92	40,51	42,89	38,00
	4-5	43,28	44,40	42,11	38,90	39,68	38,09	**Net** - Net	97,11	96,99	97,24	92,07	92,04	92,09	95,65	95,65	95,66	75,81	75,41	76,24	41,73	39,61	43,96	34,09	35,80	32,28
	5	64,77	67,07	62,39	54,33	55,79	52,81																			
TRC12 Adıyaman	**3-5**	36,05	36,69	35,36	31,43	31,51	31,35	**Brüt** - Gross	100,58	100,45	100,71	95,65	95,75	95,56	105,21	104,92	105,52	107,14	112,03	102,03	52,14	54,94	49,22	55,00	57,10	52,82
	4-5	47,42	48,15	46,64	42,20	42,49	41,90	**Net** - Net	97,02	96,84	97,20	90,30	90,35	90,24	96,70	96,54	96,87	82,27	81,36	83,21	36,56	34,97	38,22	45,70	46,38	44,99
	5	71,36	72,80	69,81	59,02	59,50	58,52																			
TRC13 Kilis	**3-5**	53,28	53,81	52,72	42,69	43,29	42,06	**Brüt** - Gross	101,09	100,59	101,63	97,03	97,70	96,32	104,73	103,23	106,36	97,13	100,72	93,59	45,88	43,18	48,54	51,25	57,54	45,04
	4-5	70,58	71,47	69,66	56,74	57,96	55,49	**Net** - Net	96,62	96,28	96,97	89,78	89,91	89,64	94,91	94,06	95,83	77,02	77,18	76,88	33,23	27,61	38,76	43,80	49,57	38,11
	5	103,88	105,17	102,51	70,41	73,00	67,66																			
TRC21 Şanlıurfa	**3-5**	28,29	28,54	28,02	27,13	27,18	27,08	**Brüt** - Gross	105,37	105,23	105,51	104,17	103,90	104,46	106,44	106,42	106,47	79,27	90,39	67,63	42,95	48,74	36,89	36,32	41,65	30,74
	4-5	37,32	37,84	36,77	36,00	36,28	35,70	**Net** - Net	98,54	98,61	98,48	94,74	94,86	94,62	92,42	92,80	92,02	60,07	65,98	53,88	30,03	31,81	28,18	30,03	34,17	25,70
	5	42,01	44,22	39,69	38,85	40,49	37,12																			
TRC22 Diyarbakır	**3-5**	33,57	34,58	32,51	30,92	31,56	30,24	**Brüt** - Gross	103,25	103,21	103,29	100,27	100,38	100,15	106,03	105,87	106,20	92,21	99,50	84,55	47,21	52,79	41,34	45,00	46,70	43,21
	4-5	43,37	44,78	41,89	40,21	41,24	39,13	**Net** - Net	97,86	97,85	97,87	93,66	93,72	93,59	94,65	94,63	94,68	67,73	69,43	65,94	30,87	31,17	30,55	36,86	38,25	35,39
	5	53,59	56,98	50,01	46,02	48,51	43,39																			
TRC31 Mardin	**3-5**	29,99	30,30	29,67	28,30	28,36	28,23	**Brüt** - Gross	103,52	103,08	103,98	101,13	100,92	101,36	105,74	105,05	106,44	87,30	96,40	77,93	49,99	55,42	44,41	37,30	40,98	33,52
	4-5	39,79	40,46	39,07	37,81	38,24	37,35	**Net** - Net	97,92	97,88	97,97	92,85	92,70	93,00	94,66	94,70	94,62	66,71	69,91	63,42	35,16	35,62	34,69	31,55	34,29	28,74
	5	47,10	49,81	44,25	42,33	44,43	40,12																			
TRC32 Batman	**3-5**	38,96	39,87	38,01	35,98	36,41	35,52	**Brüt** - Gross	103,51	103,42	103,60	98,57	98,49	98,64	108,04	107,97	108,12	99,53	107,59	91,11	61,94	67,75	55,87	37,60	39,84	35,24
	4-5	49,12	50,32	47,86	45,83	46,57	45,06	**Net** - Net	97,92	97,80	98,05	92,49	92,47	92,51	95,91	95,77	96,05	72,02	72,97	71,03	43,72	43,77	43,67	28,30	29,19	27,36
	5	57,87	61,42	54,18	50,02	52,42	47,51																			
TRC33 Şırnak	**3-5**	30,86	30,84	30,87	29,95	29,74	30,16	**Brüt -** Gross	106,29	106,11	106,47	105,00	105,59	104,38	107,22	106,40	108,09	79,68	87,68	71,40	36,22	39,16	33,17	43,46	48,52	38,22
	4-5	38,74	39,04	38,43	37,74	37,82	37,65	**Net** - Net	98,23	98,31	98,14	94,27	94,81	93,70	93,15	92,95	93,37	58,93	61,13	56,66	23,34	21,82	24,92	35,59	39,31	31,74
	5	34,70	35,80	33,52	32,30	32,91	31,64																			
TRC34 Siirt	**3-5**	40,54	41,14	39,92	37,41	37,63	37,18	**Brüt** - Gross	104,54	104,36	104,72	102,98	102,80	103,17	105,79	105,68	105,90	89,70	103,63	74,76	47,53	58,37	35,92	42,16	45,27	38,84
	4-5	51,87	53,20	50,50	48,38	49,20	47,55	**Net** - Net	98,06	98,21	97,90	93,82	94,13	93,49	93,69	94,06	93,31	65,32	70,60	59,65	30,86	34,79	26,65	34,46	35,81	33,01
	5	62,15	66,22	58,06	53,86	56,59	51,13																			

Not 1. İBBS 3. düzey okullaşma oranları Türkiye İstatistik Kurumu tarafından hesaplanmıştır.

Not 2. 2016/'17 okullaşma oranları hesaplanırken, kullanılan nüfus ve öğrenci sayılarında Türkiye'de ikamet eden T.C. vatandaşları kapsanmıştır. Türkiye'de ikamet eden yabancı uyruklu nüfus ve yabancı uyruklu öğrenci sayıları kapsam dışında tutularak, tamamlanmış olan en son takvim yılı sonu öğrenci rakamları ve tamamlanmış olan en son nüfus rakamları (31 Aralık 2016) kullanılarak hesaplanmıştır.

(1) Okullaşma oranlarının hesaplanması için açıklamalara bakınız.

(2) Genel Lise, Anadolu Lisesi, Anadolu Öğretmen Lisesi, Fen Lisesi, Sosyal Bilimler Lisesi, Güzel Sanatlar Lisesi, Spor Lisesi ve Özel Liseler.

(3) İmam Hatip Lisesi, Anadolu İmam Hatip Lisesi, Mesleki ve Teknik Liseler, Özel Eğitim Meslek Liseleri ve Özel Meslek Liseleri.

(4) Ortaokul brüt okullaşma oranları hesaplanırken Açık Öğretim Ortaokulu öğrencileri dahil edilmiştir. Ortaöğretim de ise brüt ve net okullaşma oranları hesaplanırken Açık Öğretim Lise öğrencileri dahil edilmiştir.

Note 1. SR Level 3 schooling ratios are calculated by TurkStat

Note 2. The population and the number of students who reside in Turkey as Turkish citizens are taken into consideration while the school enrollment rates of 2016-2017 are being calculated. Foreign nationals residing in Turkey and the number of foreign students are excluded from the calculation and the end of the latest completed calendar year's student numbers and the latest completed population numbers (31 December 2016) are used in calculations.

(1) See explanations for the calculation of schooling ratio

(2) General High School, Anatolian High School, Anatolian Teacher Training High School, Science High School, Social Sciences High School, Fine Arts High School, Sports High School and Private High Schools.

(3) Imam and Preacher High School, Anatolian Imam and Preacher High School, Vocational and Technical High Schools, Special Education Vocational High Schools and Private Vocational High Schools.

(4) As calculating Gross Schooling Ratio for lower secondary education, the students of open lower secondary high school are included. Also as calculating Gross and Net Schooling Ratios for upper secondary education, open upper high secondary school students are included.

1.3 İstatistiki Bölge Birimleri Sınıflaması 3. düzey yaş gruplarına göre net okullaşma oranı

NET schooling ratio based on age groups (birth year) by Statistical Regions Level 3

[2016/'17 öğretim yılı - The educational year 2016/'17**]**

	3 Yaş Age 3			4 Yaş Age 4			5 Yaş Age 5			3-5 Yaş Age 3-5			4-5 Yaş Age 4-5			6-9 Yaş Age 6-9			10-13 Yaş Age 10-13			14-17 Yaş Age 14-17		
	2013 Doğumlu (Ocak…Eylül arası) Born in 2013 (Between January…..September)			2012 Doğumlu Born in 2012			2011 Doğumlu Born in 2011			2011-2012-2013 (Ocak…Eylül arası) Doğumlular Born in 2011-2012-2013 (Between January….September)			2011-2012 Doğumlular Born in 2011-2012			2007-2008-2009-2010 Doğumlular Born in 2007-2008-2009-2010			2003-2004-2005-2006 Doğumlular Born in 2003-2004-2005-2006			1999-2000-2001-2002 Doğumlular Born in 1999-2000-2001-2002		
İBBS - 3. Düzey SR - Level 3	**Toplam** Total	**Erkek** Male	**Kadın** Female	**Toplam** Total	**Erkek** Male	**Kadın** Female	**Toplam** Total	**Erkek** Male	**Kadın** Female	**Toplam** Total	**Erkek** Male	**Kadın** Female	**Toplam** Total	**Erkek** Male	**Kadın** Female	**Toplam** Total	**Erkek** Male	**Kadın** Female	**Toplam** Total	**Erkek** Male	**Kadın** Female	**Toplam** Total	**Erkek** Male	**Kadın** Female
TR Türkiye	**12,48**	**12,48**	**12,48**	**36,15**	**36,13**	**36,17**	**70,43**	**70,81**	**70,02**	**41,68**	**41,81**	**41,54**	**53,01**	**53,20**	**52,81**	**98,13**	**98,08**	**98,19**	**99,23**	**99,33**	**99,12**	**87,43**	**87,85**	**86,99**
TR100 İstanbul	11,66	11,74	11,56	29,89	30,23	29,53	58,89	59,65	58,09	34,98	35,38	34,55	44,05	44,60	43,46	98,60	98,55	98,66	99,68	99,78	99,57	90,52	89,89	91,20
TR211 Tekirdağ	15,71	16,05	15,34	38,73	39,21	38,22	74,47	74,57	74,37	44,92	45,16	44,68	56,30	56,51	56,07	98,77	98,70	98,84	99,98	100,00	99,77	88,51	88,62	88,39
TR212 Edirne	19,41	21,63	17,15	41,75	40,69	42,87	78,63	77,85	79,49	48,55	48,83	48,27	59,95	59,17	60,78	98,82	99,00	98,62	99,97	100,00	99,93	93,57	94,29	92,79
TR213 Kırklareli	20,51	21,10	19,88	43,81	44,46	43,13	82,91	82,64	83,22	50,94	51,53	50,29	62,69	63,28	62,05	99,02	99,19	98,84	99,49	99,18	99,82	92,09	93,77	90,35
TR221 Balıkesir	19,51	19,15	19,88	41,90	41,44	42,38	77,67	77,46	77,88	48,39	48,00	48,80	59,77	59,38	60,19	98,68	98,63	98,73	99,75	99,81	99,68	91,01	90,26	91,80
TR222 Çanakkale	21,11	20,43	21,84	42,07	41,49	42,66	75,87	75,83	75,92	48,41	47,98	48,87	58,78	58,64	58,94	98,38	98,21	98,55	99,81	99,78	99,84	92,11	92,69	91,49
TR310 İzmir	17,10	17,11	17,09	38,40	38,11	38,71	73,08	73,59	72,54	44,66	44,83	44,48	55,30	55,46	55,13	97,57	97,59	97,55	99,86	99,82	99,90	90,68	90,09	91,31
TR321 Aydın	16,50	16,85	16,13	42,11	42,67	41,51	76,71	77,26	76,14	47,08	47,57	46,57	58,91	59,43	58,35	98,50	98,50	98,50	99,46	99,37	99,56	90,23	90,66	89,78
TR322 Denizli	19,49	19,15	19,86	41,18	41,20	41,16	79,64	79,90	79,38	48,75	48,43	49,08	60,17	60,17	60,18	98,19	98,11	98,28	99,51	99,64	99,36	93,43	93,25	93,61
TR323 Muğla	16,03	16,73	15,29	37,87	38,24	37,47	81,86	81,83	81,90	47,57	47,76	47,37	59,50	59,54	59,46	98,40	98,26	98,54	98,82	98,74	98,90	90,66	90,65	90,68
TR331 Manisa	11,87	12,05	11,66	31,67	32,70	30,58	73,46	73,63	73,28	40,80	41,26	40,31	52,22	52,86	51,55	98,73	98,67	98,80	100,00	100,00	99,81	89,15	89,12	89,19
TR332 Afyonkarahisar	10,05	9,98	10,12	35,96	35,73	36,20	76,29	76,29	76,30	43,26	43,01	43,53	55,92	55,82	56,03	98,12	98,18	98,05	98,27	98,10	98,44	84,01	84,27	83,73
TR333 Kütahya	12,48	13,34	11,62	41,50	41,29	41,71	75,78	77,14	74,33	45,75	46,64	44,82	58,52	59,10	57,91	98,45	98,17	98,75	99,93	100,00	99,66	97,33	97,04	97,63
TR334 Uşak	9,96	10,62	9,22	33,03	32,98	33,07	78,41	78,13	78,72	42,30	42,17	42,44	55,16	54,90	55,45	98,06	97,96	98,18	99,91	99,92	99,90	92,78	90,06	95,65
TR411 Bursa	12,60	12,61	12,59	35,68	35,71	35,64	69,74	70,47	68,96	41,19	41,48	40,89	52,27	52,64	51,88	97,74	97,67	97,82	100,00	100,00	99,99	92,71	92,88	92,52
TR412 Eskişehir	18,43	17,98	18,90	40,47	40,32	40,64	76,42	76,72	76,09	47,02	47,21	46,81	58,27	58,33	58,20	98,04	97,85	98,25	99,41	99,59	99,22	97,59	98,13	97,01
TR413 Bilecik	17,94	16,65	19,26	46,49	45,86	47,11	82,21	82,95	81,45	50,90	50,65	51,15	64,05	64,35	63,74	97,95	97,73	98,19	98,29	98,24	98,33	100,00	100,00	98,92
TR421 Kocaeli	13,15	13,09	13,22	48,05	47,74	48,37	82,95	82,91	83,00	50,74	50,63	50,85	65,10	65,05	65,15	99,00	98,85	99,15	99,81	99,97	99,63	93,47	93,31	93,64
TR422 Sakarya	14,16	14,22	14,10	41,74	42,35	41,10	72,03	72,57	71,46	44,85	45,41	44,25	56,59	57,28	55,86	98,59	98,54	98,64	99,44	99,42	99,47	91,70	91,82	91,57
TR423 Düzce	20,90	21,14	20,64	47,89	48,24	47,52	73,77	75,01	72,51	49,65	50,03	49,26	60,90	61,55	60,23	98,55	98,42	98,68	98,62	98,63	98,61	89,65	89,57	89,73
TR424 Bolu	16,38	15,01	17,75	38,73	40,33	37,06	72,18	72,76	71,56	44,92	45,59	44,22	55,85	57,03	54,62	98,00	97,94	98,07	98,48	98,47	98,49	100,00	100,00	95,66
TR425 Yalova	16,96	17,23	16,67	42,26	42,92	41,57	78,90	79,26	78,51	47,80	48,25	47,32	59,94	60,65	59,21	97,69	97,60	97,79	99,56	99,35	99,79	94,04	95,41	92,58
TR510 Ankara	15,60	15,93	15,26	32,70	33,30	32,07	66,62	66,99	66,24	39,94	40,39	39,46	49,52	50,07	48,95	98,16	98,15	98,18	99,62	99,61	99,64	95,57	95,34	95,81
TR521 Konya	7,44	7,58	7,30	30,62	29,88	31,39	70,54	70,80	70,28	38,23	38,12	38,34	50,30	50,05	50,56	97,64	97,56	97,72	99,19	99,20	99,18	88,32	88,07	88,58
TR522 Karaman	11,53	12,38	10,60	33,81	34,68	32,92	78,17	79,41	76,80	43,15	44,24	41,97	55,80	57,18	54,34	98,44	98,24	98,64	99,31	99,22	99,40	94,00	92,05	95,97
TR611 Antalya	17,89	17,90	17,87	44,26	44,24	44,28	81,37	81,58	81,14	50,10	50,07	50,14	62,42	62,45	62,40	97,93	97,92	97,94	99,21	99,29	99,13	92,57	91,95	93,23
TR612 Isparta	15,98	15,61	16,36	37,67	37,52	37,82	78,88	78,53	79,26	46,23	46,17	46,29	58,05	58,06	58,05	97,90	97,63	98,18	99,23	99,65	98,79	100,00	100,00	100,00
TR613 Burdur	17,35	17,42	17,27	45,99	46,60	45,28	85,02	84,56	85,48	52,08	52,06	52,11	65,70	65,24	66,20	97,37	97,20	97,55	99,59	99,27	99,94	98,23	98,86	97,58
TR621 Adana	12,73	12,96	12,48	37,32	37,51	37,12	70,34	70,60	70,06	42,16	42,37	41,95	53,48	53,71	53,25	98,06	97,95	98,18	99,55	99,69	99,39	86,75	87,50	85,95
TR622 Mersin	18,15	18,30	18,00	48,15	48,26	48,03	83,27	83,44	83,09	52,27	52,47	52,07	65,38	65,49	65,26	98,65	98,61	98,69	100,00	100,00	100,00	89,43	89,58	89,28
TR631 Hatay	11,29	11,83	10,71	38,69	38,79	38,59	88,53	88,39	88,67	48,83	48,97	48,68	63,17	63,03	63,32	96,40	96,37	96,43	98,87	98,88	98,85	84,25	84,98	83,47
TR632 Kahramanmaraş	5,95	6,04	5,85	25,54	25,30	25,78	68,47	67,53	69,46	35,50	35,21	35,81	46,83	46,39	47,29	97,93	97,85	98,01	98,68	98,56	98,81	82,40	83,23	81,52
TR633 Osmaniye	8,50	8,64	8,34	24,20	23,93	24,49	66,84	67,14	66,50	35,16	35,40	34,90	45,29	45,48	45,08	97,57	97,14	98,04	100,00	100,00	99,92	92,45	92,75	92,14
TR711 Kırıkkale	11,11	10,95	11,30	34,95	34,91	35,00	75,92	77,51	74,21	42,72	43,05	42,36	55,48	56,25	54,65	98,34	98,19	98,49	100,00	100,00	100,00	96,33	97,06	95,57
TR712 Aksaray	10,01	10,29	9,71	34,77	34,35	35,20	73,22	72,33	74,13	41,77	41,30	42,25	54,14	53,40	54,90	96,16	95,90	96,44	97,38	97,31	97,45	88,29	92,43	84,04
TR713 Niğde	7,53	7,03	8,07	33,54	32,85	34,26	75,51	75,58	75,44	41,06	40,33	41,82	54,15	53,61	54,71	98,38	98,37	98,38	99,39	99,35	99,42	83,98	82,69	85,33
TR714 Nevşehir	17,67	17,40	17,96	48,26	49,38	47,08	86,93	86,86	87,00	53,70	53,90	53,49	67,48	68,11	66,80	97,47	97,42	97,52	99,48	99,21	99,76	88,19	87,77	88,62
TR715 Kırşehir	10,80	10,67	10,94	32,90	31,95	33,88	77,39	77,92	76,86	42,47	41,96	43,01	55,06	54,74	55,38	97,01	97,19	96,83	98,58	98,73	98,44	95,42	96,82	93,96
TR721 Kayseri	6,51	6,31	6,73	30,88	30,24	31,57	69,10	69,33	68,87	37,83	37,53	38,14	49,90	49,59	50,23	98,14	97,98	98,31	99,88	99,82	99,94	92,47	92,14	92,82
TR722 Sivas	11,30	10,77	11,87	35,22	34,36	36,16	69,69	70,33	69,02	41,09	40,75	41,45	52,33	52,01	52,67	98,38	98,39	98,36	98,82	98,90	98,74	90,49	90,99	89,97
TR723 Yozgat	9,27	9,71	8,84	28,64	28,47	28,83	67,89	67,01	68,83	37,74	37,70	37,78	48,44	47,82	49,09	93,11	93,10	93,12	92,39	92,58	92,20	83,14	83,08	83,20
TR811 Zonguldak	12,33	12,71	11,92	34,83	34,89	34,76	71,70	72,19	71,15	42,23	42,72	41,71	53,27	53,81	52,70	98,62	98,64	98,61	99,69	99,60	99,78	92,63	92,17	93,13
TR812 Karabük	14,53	14,03	15,05	42,24	41,43	43,02	77,09	76,49	77,74	47,35	46,94	47,76	59,89	59,69	60,10	98,28	97,99	98,58	99,96	100,00	99,79	98,56	99,15	97,91

Not 1. Yaş gruplarına (Doğum yılları) göre NET okullaşma oranları hesaplanırken; öğrencinin ait olduğu eğitim kademesine (öğrenim türüne) bakılmaksızın, ilgili yaş grubunda bulunan toplam öğrencilerin, ilgili yaş grubunda bulunan toplam nüfusa bölünmesi ile elde edilmiştir.

Not 2. 2016/'17 okullaşma oranları hesaplanırken, kullanılan nüfus ve öğrenci sayılarında Türkiye'de ikamet eden T.C. vatandaşları kapsanmıştır. Türkiye'de ikamet eden yabancı uyruklu nüfus ve yabancı uyruklu öğrenci sayıları kapsam dışında tutularak, tamamlanmış olan en son takvim yılı sonu öğrenci rakamları ve tamamlanmış olan en son nüfus rakamları (31 Aralık 2016) kullanılarak hesaplanmıştır.

Note 1. The calculation of NET schooling percentage according to age groups (birth year) is obtained by dividing the total numbers of students in the relevant age group without considering the education level (type) of the students to the total population of the students in the relevant age group.

Note 2. The population and the number of students who reside in Turkey as Turkish citizens are taken into consideration while the school enrollment rates of 2016-2017 are being calculated. Foreign nationals residing in Turkey and the number of foreign students are excluded from the calculation and the end of the latest completed calendar year's student numbers and the latest completed population numbers (31 December 2016) are used in calculations.

1.3 İstatistiki Bölge Birimleri Sınıflaması 3. düzey yaş gruplarına göre net okullaşma oranı (devam)

NET schooling ratio based on age groups (birth year) by Statistical Regions Level 3 (continued)

[2016/'17 öğretim yılı - The educational year 2016/'17**]**

	3 Yaş Age 3			4 Yaş Age 4			5 Yaş Age 5			3-5 Yaş Age 3-5			4-5 Yaş Age 4-5			6-9 Yaş Age 6-9			10-13 Yaş Age 10-13			14-17 Yaş Age 14-17		
	2013 Doğumlu (Ocak…Eylül arası) Born in 2013 (Between January…..September)			2012 Doğumlu Born in 2012			2011 Doğumlu Born in 2011			2011-2012-2013 (Ocak…Eylül arası) Doğumlular Born in 2011-2012-2013 (Between January….September)			2011-2012 Doğumlular Born in 2011-2012			2007-2008-2009-2010 Doğumlular Born in 2007-2008-2009-2010			2003-2004-2005-2006 Doğumlular Born in 2003-2004-2005-2006			1999-2000-2001-2002 Doğumlular Born in 1999-2000-2001-2002		
İBBS - 3. Düzey SR - Level 3	**Toplam** Total	**Erkek** Male	**Kadın** Female	**Toplam** Total	**Erkek** Male	**Kadın** Female	**Toplam** Total	**Erkek** Male	**Kadın** Female	**Toplam** Total	**Erkek** Male	**Kadın** Female	**Toplam** Total	**Erkek** Male	**Kadın** Female	**Toplam** Total	**Erkek** Male	**Kadın** Female	**Toplam** Total	**Erkek** Male	**Kadın** Female	**Toplam** Total	**Erkek** Male	**Kadın** Female
TR813 Bartın	14,27	13,47	15,05	38,68	38,57	38,79	73,84	72,60	75,24	45,16	45,00	45,32	56,85	56,33	57,42	99,74	99,72	99,76	100,00	100,00	100,00	95,38	94,74	96,03
TR821 Kastamonu	14,41	14,05	14,78	38,21	36,67	39,82	73,86	73,90	73,82	44,44	43,86	45,05	55,89	55,15	56,67	97,80	97,93	97,66	98,67	98,56	98,78	95,22	96,64	93,77
TR822 Çankırı	18,72	18,38	19,06	40,07	40,34	39,78	72,57	71,55	73,61	45,99	45,60	46,40	56,29	55,61	57,01	92,51	91,88	93,18	92,94	92,76	93,12	88,02	88,40	87,61
TR823 Sinop	18,08	17,33	18,82	43,14	43,55	42,72	75,53	74,61	76,47	48,01	47,81	48,22	59,06	58,82	59,31	99,07	99,07	99,08	99,71	99,84	99,58	93,90	93,86	93,94
TR831 Samsun	14,94	15,11	14,76	46,07	45,39	46,78	74,54	75,37	73,67	47,59	47,64	47,54	60,10	60,19	60,00	98,66	98,45	98,90	99,88	99,84	99,92	91,40	91,16	91,65
TR832 Tokat	21,37	21,01	21,75	52,20	51,48	52,96	77,56	78,86	76,16	52,88	53,08	52,66	64,95	65,31	64,56	92,69	92,47	92,91	93,76	93,76	93,75	89,71	92,06	87,26
TR833 Çorum	14,33	13,41	15,31	35,14	35,92	34,32	70,61	71,63	69,51	42,06	42,46	41,64	52,56	53,48	51,58	97,26	96,96	97,58	99,31	99,40	99,22	91,53	91,10	91,97
TR834 Amasya	20,75	21,13	20,35	51,53	52,39	50,63	79,72	80,85	78,52	53,21	54,07	52,30	65,59	66,68	64,45	98,81	98,69	98,94	100,00	100,00	100,00	99,53	100,00	98,73
TR901 Trabzon	16,44	17,11	15,76	46,32	47,01	45,64	76,61	77,40	75,77	49,12	50,08	48,13	61,38	62,45	60,29	98,56	98,44	98,69	99,93	100,00	99,27	97,83	96,87	98,82
TR902 Ordu	12,69	12,95	12,42	41,83	42,22	41,42	75,05	74,88	75,24	46,03	46,27	45,78	58,32	58,52	58,11	95,67	95,63	95,71	96,46	96,37	96,57	89,61	89,97	89,24
TR903 Giresun	25,24	25,72	24,72	55,63	55,16	56,11	79,46	79,36	79,56	56,13	55,84	56,44	67,59	67,31	67,87	93,04	93,44	92,62	92,79	92,85	92,72	90,98	92,47	89,39
TR904 Rize	17,92	18,16	17,67	48,00	49,40	46,62	77,14	78,67	75,54	50,00	51,20	48,78	62,69	64,37	60,97	97,68	97,61	97,75	100,00	100,00	98,63	100,00	100,00	100,00
TR905 Artvin	17,27	15,89	18,77	46,21	45,23	47,21	80,01	82,12	77,89	49,76	49,39	50,15	62,87	63,38	62,35	98,50	98,50	98,50	99,86	99,72	100,00	98,98	98,10	99,91
TR906 Gümüşhane	11,50	11,34	11,66	26,87	27,80	25,87	47,70	47,42	48,01	30,13	30,71	29,50	37,16	37,62	36,66	63,89	63,33	64,47	62,51	63,38	61,57	59,68	60,39	58,92
TRA11 Erzurum	10,72	11,08	10,34	35,94	35,82	36,07	67,41	66,83	68,03	40,07	39,96	40,19	51,53	51,16	51,92	99,15	99,03	99,28	98,62	98,37	98,88	79,87	80,52	79,20
TRA12 Erzincan	21,20	21,21	21,18	58,29	57,63	59,01	87,46	87,88	87,04	58,67	58,42	58,93	72,99	72,64	73,36	97,92	97,96	97,88	98,39	98,36	98,42	92,77	94,82	90,63
TRA13 Bayburt	15,51	14,72	16,32	30,36	30,65	30,06	57,12	60,16	53,65	35,34	36,70	33,90	43,17	45,16	41,02	85,04	85,34	84,73	83,82	83,82	83,83	78,82	79,53	78,05
TRA21 Ağrı	8,58	8,27	8,91	31,71	31,49	31,94	63,58	64,61	62,50	36,49	36,72	36,25	47,44	47,78	47,08	99,07	99,15	98,98	99,23	99,31	99,15	66,38	66,64	66,10
TRA22 Kars	12,52	10,97	14,16	36,68	36,14	37,26	68,45	69,49	67,35	41,37	41,04	41,72	52,15	52,29	52,01	99,37	99,29	99,46	99,59	99,49	99,69	74,39	73,42	75,45
TRA23 Iğdır	9,58	10,07	9,05	38,12	37,65	38,61	71,13	69,29	73,15	41,86	41,33	42,44	54,50	53,54	55,52	99,58	99,75	99,41	99,73	99,72	99,73	82,19	77,64	87,04
TRA24 Ardahan	17,08	16,26	18,07	46,51	49,16	43,62	71,58	71,55	71,61	47,32	47,29	47,34	59,33	60,42	58,19	99,51	100,00	98,90	100,00	100,00	99,90	86,31	83,71	89,12
TRB11 Malatya	9,99	10,11	9,86	33,69	32,96	34,50	74,11	75,32	72,88	41,67	41,72	41,63	53,78	53,62	53,94	98,37	98,36	98,38	99,94	100,00	99,84	95,88	96,28	95,46
TRB12 Elazığ	11,48	11,75	11,19	38,42	36,90	40,04	74,80	75,28	74,29	44,06	43,68	44,46	56,54	55,98	57,13	98,33	98,25	98,42	99,40	99,16	99,65	90,52	91,74	89,26
TRB13 Bingöl	8,82	8,79	8,86	36,18	35,99	36,38	71,60	72,95	70,16	41,09	41,36	40,81	53,80	54,49	53,08	98,24	98,12	98,35	98,32	98,56	98,08	79,19	80,57	77,72
TRB14 Tunceli	28,25	29,51	26,99	57,53	57,18	57,86	78,58	77,78	79,55	55,88	56,55	55,18	67,42	67,48	67,36	97,48	97,21	97,76	97,46	98,13	96,74	87,98	88,86	87,04
TRB21 Van	9,89	9,64	10,15	40,94	40,13	41,79	71,41	71,46	71,36	42,46	41,97	42,98	55,93	55,46	56,42	99,92	99,85	99,99	99,40	99,63	99,15	69,35	69,93	68,73
TRB22 Muş	9,00	8,79	9,21	38,34	38,21	38,48	69,33	69,88	68,77	41,00	41,19	40,81	53,62	53,86	53,38	99,04	99,06	99,02	96,67	97,49	95,81	63,50	65,15	61,77
TRB23 Bitlis	12,45	11,57	13,39	41,95	42,04	41,86	68,91	69,43	68,37	43,11	43,02	43,20	55,29	55,61	54,96	99,03	98,89	99,19	99,04	99,03	99,05	68,58	75,43	61,32
TRB24 Hakkari	17,74	16,95	18,57	43,12	43,34	42,87	65,48	65,75	65,20	43,83	43,65	44,02	54,43	54,51	54,35	96,09	96,50	95,66	94,95	95,87	94,01	71,57	71,20	71,96
TRC11 Gaziantep	6,36	6,25	6,48	27,76	28,09	27,40	68,21	68,41	68,01	35,85	35,93	35,75	47,52	47,74	47,28	97,78	97,76	97,80	99,51	99,59	99,44	80,75	80,82	80,67
TRC12 Adıyaman	7,33	7,02	7,67	29,87	29,87	29,87	72,50	71,19	73,90	38,73	38,23	39,25	50,99	50,46	51,56	97,34	97,39	97,28	100,00	100,00	100,00	86,72	86,44	87,00
TRC13 Kilis	12,46	12,00	12,95	47,10	47,07	47,14	100,00	100,00	100,00	57,26	57,16	57,36	75,45	75,56	75,33	98,57	98,56	98,57	98,33	97,61	99,11	82,95	83,30	82,60
TRC21 Şanlıurfa	7,16	6,73	7,60	33,97	33,26	34,70	66,78	67,28	66,25	38,03	37,83	38,25	50,03	49,96	50,11	98,82	98,82	98,81	98,83	99,14	98,50	70,64	76,30	64,71
TRC22 Diyarbakır	9,76	9,52	10,01	36,05	36,01	36,09	66,27	67,32	65,18	39,46	39,75	39,15	50,87	51,38	50,35	99,22	99,20	99,25	99,06	99,26	98,84	74,86	76,84	72,79
TRC31 Mardin	7,00	6,37	7,67	34,61	33,90	35,37	67,89	68,72	67,02	38,42	38,19	38,66	50,76	50,75	50,77	97,98	97,83	98,13	99,44	99,62	99,25	73,76	76,58	70,86
TRC32 Batman	13,37	13,20	13,55	42,82	42,38	43,28	68,74	69,53	67,93	43,92	43,90	43,94	55,56	55,66	55,46	98,70	98,61	98,78	99,89	99,93	99,84	79,38	80,85	77,84
TRC33 Şırnak	12,71	11,93	13,54	41,64	41,39	41,89	68,80	68,44	69,19	43,09	42,70	43,51	55,04	54,83	55,26	99,14	99,30	98,97	98,39	98,51	98,26	70,18	72,15	68,15
TRC34 Siirt	12,28	11,79	12,80	44,42	43,94	44,91	76,30	77,39	75,17	47,03	46,90	47,16	60,23	60,49	59,95	99,17	99,27	99,06	99,59	99,94	99,22	74,40	79,24	69,21

Not 1. Yaş gruplarına (Doğum yılları) göre NET okullaşma oranları hesaplanırken; öğrencinin ait olduğu eğitim kademesine (öğrenim türüne) bakılmaksızın, ilgili yaş grubunda bulunan toplam öğrencilerin, ilgili yaş grubunda bulunan toplam nüfusa bölünmesi ile elde edilmiştir.

Note 1. The calculation of NET schooling percentage according to age groups (birth year) is obtained by dividing the total numbers of students in the relevant age group without considering the education level (type) of the students to the total population of the students in the relevant age group.

Not 2. 2016/'17 okullaşma oranları hesaplanırken, kullanılan nüfus ve öğrenci sayılarında Türkiye'de ikamet eden T.C. vatandaşları kapsanmıştır. Türkiye'de ikamet eden yabancı uyruklu nüfus ve yabancı uyruklu öğrenci sayıları kapsam dışında tutularak, tamamlanmış olan en son takvim yılı sonu öğrenci rakamları ve tamamlanmış olan en son nüfus rakamları (31 Aralık 2016) kullanılarak hesaplanmıştır.

Note 2. The population and the number of students who reside in Turkey as Turkish citizens are taken into consideration while the school enrollment rates of 2016-2017 are being calculated. Foreign nationals residing in Turkey and the number of foreign students are excluded from the calculation and the end of the latest completed calendar year's student numbers and the latest completed population numbers (31 December 2016) are used in calculations.

1.4 Öğretim yılı ve eğitim (5 yıllık zorunlu eğitim) seviyesine göre cinsiyet oranı

Sex ratio by educational year and level of education (5-year compulsory education)

(%)

Öğretim yılı Educational year	Cinsiyet Oranı (1) - Sex Ratio (1) İlkokul Primary School	Ortaokul ve dengi Junior High School and Equivalent	Lise ve dengi High School and Equivalent	Yükseköğretim Higher Education
1994/'95	94,85	67,80	65,60	65,19
1995/'96	94,72	67,91	67,59	67,40
1996/'97	93,84	69,34	70,07	66,93

(1) Cinsiyet oranı tanımı için açıklamalar bölümüne bakınız.

(1) See the explanations for the definition of sex ratio.

1.5 Öğretim yılı ve eğitim seviyesine göre cinsiyet oranı

Sex ratio by educational year and level of education

(%)

Öğretim yılı Educational year	Cinsiyet Oranı (1) - Sex Ratio (1) İlköğretim (2) Primary Education(2)	Ortaöğretim Secondary Education	Yükseköğretim Higher Education
1997/'98	85,63	74,70	69,58
1998/'99	86,97	75,50	69,44
1999/'00	88,54	74,74	70,96
2000/'01	89,64	74,41	73,56
2001/'02	90,71	75,87	75,17
2002/'03	91,10	72,32	74,33
2003/'04	91,86	78,01	74,09
2004/'05	92,33	78,72	74,66
2005/'06	93,33	78,76	77,20
2006/'07	94,11	79,65	77,65
2007/'08	96,39	85,81	78,74
2008/'09	97,91	88,99	80,08
2009/'10	98,91	88,59	83,38
2010/'11	100,42	89,74	86,24
2011/'12	100,41	93,29	87,38

Öğretim yılı Educational year	Cinsiyet Oranı (1) - Sex Ratio (1) İlkokul Primary School	Ortaokul Lower Secondary School	Ortaöğretim Upper Secondary Education	Yükseköğretim Higher Education
2012/'13	100,59	102,94	94,15	88,05
2013/'14	100,82	103,69	94,59	89,24
2014/'15	100,57	101,10	95,40	90,15
2015/'16	100,57	103,20	95,56	90,54
2016/'17	100,09	101,58	94,30	96,41

Not 1. 2016/'17 okullaşma oranları hesaplanırken, kullanılan nüfus ve öğrenci sayılarında Türkiye'de ikamet eden T.C. vatandaşları kapsanmıştır. Türkiye'de ikamet eden yabancı uyruklu nüfus ve yabancı uyruklu öğrenci sayıları kapsam dışında tutularak hesaplanmıştır.

Note 1. The population and the number of students who reside in Turkey as Turkish citizens are taken into consideration while the school enrollment rates of 2016-2017 are being calculated. Foreign nationals residing in Turkey and the number of foreign students are excluded from the calculation.

(1) Cinsiyet oranı tanımı için açıklamalar bölümüne bakınız.

(1) See the explanations for the definition of sex ratio.

(2) 18.08.1997 tarihli ve 4306 sayılı Kanun ile 1997/'98 öğretim yılından itibaren 8 yıllık kesintisiz, 30.03.2012 tarihli ve 6287 sayılı Kanun ile 2012/'13 öğretim yılından itibaren de 12 yıllık kademeli zorunlu eğitime geçilmiştir.

(2) Compulsory education was expanded to 8 uninterrupted with law No. 4306 dated 18.08.1997 as of 1997/'98 educational year, but to 12 gradual years with law No. 6287 dated 30.03.2012 as of 2012/'13 educational year.

1.6. 2016-2017 öğretim yılı ilköğretim (ilkokul+ortaokul) ve ortaöğretim il bazı cinsiyet oranı

The sex ratio of primary education (primary school+lower secondary school) and upper secondary education by provinces in 2016-2017 educational year

İBBS - 3. Düzey SR - Level 3	**İlköğretim (İlkokul+Ortaokul) Cinsiyet Oranı** [1] Sex Ratio of Primary Education (Primary School+Lower Secondary School) [1]	**Ortaöğretim Cinsiyet Oranı** [1] Sex Ratio of Upper Secondary Education [1]	**İBBS - 3. Düzey** SR - Level 3	**İlköğretim (İlkokul+Ortaokul) Cinsiyet Oranı** [1] Sex Ratio of Primary Education (Primary School+Lower Secondary School) [1]	**Ortaöğretim Cinsiyet Oranı** [1] Sex Ratio of Upper Secondary Education [1]
Toplam - Total	**100,89**	**94,30**	**TR723 Yozgat**	100,35	94,31
TR100 İstanbul	101,07	96,38	**TR811 Zonguldak**	101,47	100,92
TR211 Tekirdağ	100,93	97,73	**TR812 Karabük**	100,62	95,85
TR212 Edirne	100,22	96,18	**TR813 Bartın**	101,44	103,99
TR213 Kırklareli	100,61	91,41	**TR821 Kastamonu**	101,59	101,01
TR221 Balıkesir	100,85	99,58	**TR822 Çankırı**	101,58	93,13
TR222 Çanakkale	100,94	98,47	**TR823 Sinop**	100,73	99,45
TR310 İzmir	101,59	95,66	**TR831 Samsun**	101,43	99,78
TR321 Aydın	100,89	95,09	**TR832 Tokat**	101,59	92,07
TR322 Denizli	100,46	96,43	**TR833 Çorum**	101,52	100,07
TR323 Muğla	100,78	94,75	**TR834 Amasya**	101,28	97,43
TR331 Manisa	100,72	95,29	**TR901 Trabzon**	100,36	100,07
TR332 Afyonkarahisar	100,72	94,54	**TR902 Ordu**	101,10	98,19
TR333 Kütahya	101,08	100,02	**TR903 Giresun**	100,45	97,55
TR334 Uşak	100,51	103,30	**TR904 Rize**	99,95	93,74
TR411 Bursa	101,29	97,04	**TR905 Artvin**	101,57	103,68
TR412 Eskişehir	101,48	99,41	**TR906 Gümüşhane**	101,45	98,08
TR413 Bilecik	101,01	94,76	**TRA11 Erzurum**	101,81	89,84
TR421 Kocaeli	101,49	96,20	**TRA12 Erzincan**	101,49	93,63
TR422 Sakarya	101,28	100,85	**TRA13 Bayburt**	100,08	94,86
TR423 Düzce	101,16	100,34	**TRA21 Ağrı**	100,42	91,38
TR424 Bolu	101,58	85,82	**TRA22 Kars**	100,41	97,47
TR425 Yalova	101,81	96,44	**TRA23 Iğdır**	99,54	110,60
TR510 Ankara	101,39	97,32	**TRA24 Ardahan**	99,29	101,12
TR521 Konya	100,86	97,13	**TRB11 Malatya**	100,88	93,00
TR522 Karaman	101,46	101,90	**TRB12 Elazığ**	101,49	91,87
TR611 Antalya	101,18	97,44	**TRB13 Bingöl**	100,53	88,28
TR612 Isparta	100,53	100,24	**TRB14 Tunceli**	100,47	93,39
TR613 Burdur	101,13	97,38	**TRB21 Van**	100,64	89,69
TR621 Adana	100,38	92,53	**TRB22 Muş**	101,21	79,20
TR622 Mersin	100,58	97,16	**TRB23 Bitlis**	100,67	73,30
TR631 Hatay	100,58	94,22	**TRB 24 Hakkari**	99,57	86,37
TR632 Kahramanmaraş	100,27	94,66	**TRC11 Gaziantep**	100,33	93,04
TR633 Osmaniye	100,40	94,63	**TRC12 Adıyaman**	100,26	91,07
TR711 Kırıkkale	100,92	92,60	**TRC13 Kilis**	101,03	92,91
TR712 Aksaray	100,92	89,62	**TRC21 Şanlıurfa**	100,26	74,81
TR713 Niğde	100,07	99,38	**TRC22 Diyarbakır**	100,08	84,98
TR714 Nevşehir	100,59	96,62	**TRC31 Mardin**	100,87	80,84
TR715 Kırşehir	99,65	93,27	**TRC32 Batman**	100,17	84,69
TR721 Kayseri	101,30	96,84	**TRC33 Şırnak**	100,34	81,43
TR722 Sivas	101,03	93,52	**TRC34 Siirt**	100,34	72,14

Not 1. 2016/'17 okullaşma oranları hesaplanırken, kullanılan nüfus ve öğrenci sayılarında Türkiye'de ikamet eden T.C. vatandaşları kapsanmıştır. Türkiye'de ikamet eden yabancı uyruklu nüfus ve yabancı uyruklu öğrenci sayıları kapsam dışında tutularak hesaplanmıştır.

(1) Cinsiyet oranı tanımı için açıklamalar bölümüne bakınız.

Note 1. The population and the number of students who reside in Turkey as Turkish citizens are taken into consideration while the school enrollment rates of 2016-2017 are being calculated. Foreign nationals residing in Turkey and the number of foreign students are excluded from the calculation.

(1) See the explanations for the definition of sex ratio.

1.7 Okul türü ve öğretim yılına göre okul / birim, öğretmen, öğrenci ve mezun olan öğrenci sayısı
Number of schools / units, teachers, students and graduates by type of school and educational year

Okul Türü Type Of School	**Öğretim Yılı** Educational Year	**Okul /Birim** [4] School /Unit [4]	**Öğretmen**[5] Teacher[5]	**Öğrenci**[2][3] Student[2][3]	**Mezun** Graduate
İlkokul Primary school	**1923/'24**	4 894	10 238	341 941	-
	1940/'41	10 596	20 564	955 957	71 854
	1960/'61	24 398	62 526	2 866 501	304 406
	1980/'81	45 660	215 459	5 694 860	951 833
Genel ortaokul General junior high school	**1923/'24**	72	796	5 905	-
	1940/'41	238	3 867	95 332	16 089
	1960/'61	745	12 080	291 266	42 686
	1980/'81	4 320	35 913	1 147 512	243 088
İlköğretim[1] Primary education [1]	**2004/'05**	35 611	401 288	10 565 389	1 125 012
	2005/'06	34 990	389 859	10 673 935	1 108 986
	2006/'07	34 656	402 829	10 846 930	1 130 599
	2007/'08	34 093	445 452	10 870 570	1 193 761
	2008/'09	33 769	453 318	10 709 920	1 180 162
	2009/'10	33 310	485 677	10 916 643	1 185 938
	2010/'11	32 797	503 328	10 981 100	1 226 473
	2011/'12	32 108	515 852	10 979 301	1 252 147
İlkokul Primary school	**2012/'13**	29 169	282 043	5 593 910	-
	2013/'14	28 532	288 444	5 574 916	-
	2014/'15	27 544	295 252	5 434 150	-
	2015/'16	26 522	302 961	5 360 703	-
	2016/'17 (1.dönem)	25 523	298 520	4 970 160	-
	2016/'17	25 479	292 878	4 972 430	-
Ortaokul Junior high school	**2012/'13**	16 987	269 759	5 566 986	1 205 507
	2013/'14	17 019	280 804	5 478 399	1 275 541
	2014/'15	16 969	296 065	5 278 107	1 366 138
	2015/'16	17 343	322 680	5 211 506	1 161 901
	2016/'17 (1.dönem)	17 889	325 992	5 519 688	-
	2016/'17	17 879	324 350	5 554 415	-
Genel ortaöğretim General secondary education	**1923/'24**	23	513	1 241	-
	1940/'41	82	1 544	24 862	5 081
	1960/'61	194	4 219	75 632	11 977
	1980/'81	1 167	41 334	534 605	109 130
	2004/'05	2 939	93 209	1 937 055	379 511
	2005/'06	3 406	102 581	2 075 617	410 109
	2006/'07	3 690	103 389	2 142 218	465 809
	2007/'08	3 830	106 270	1 980 452	213 506
	2008/'09	4 053	107 789	2 271 900	366 444
	2009/'10	4 067	111 896	2 420 691	399 478
	2010/'11	4 102	118 378	2 676 123	392 064
	2011/'12	4 171	122 716	2 666 066	380 548
	2012/'13	4 214	119 393	2 725 972	388 522
	2013/'14	3 744	117 353	2 906 291	429 943
	2014/'15	3 955	123 160	2 902 954	478 283
	2015/'16	5 311	151 458	3 047 503	472 169
	2016/'17 (1.dönem)	5 152	147 868	2 912 093	-
	2016/'17	5 225	147 052	3 136 440	-
Mesleki ve teknik ortaokul ve lise Vocational and technical junior high school and high school	**1923/'24**	64	583	6 547	-
	1940/'41	103	1 355	20 264	2 995
	1960/'61	530	8 333	108 221	23 507
	1980/'81	1 864	33 969	520 332	101 240
	2004/'05	3 877	74 405	1 102 394	211 323
Mesleki ve Teknik Ortaöğretim Vocational and technical secondary education	**2005/'06**	4 029	82 736	1 182 637	235 219
	2006/'07	4 244	84 276	1 244 499	263 726
	2007/'08	4 450	84 771	1 264 870	108 235
	2008/'09	4 622	88 924	1 565 264	182 450
	2009/'10	4 846	94 966	1 819 448	263 416
	2010/'11	5 179	104 327	2 072 487	314 448
	2011/'12	5 501	113 098	2 090 220	332 154
	2012/'13	6 204	135 502	2 269 651	339 270
	2013/'14	7 211	161 288	2 513 887	426 866
	2014/'15	5 106	175 218	2 788 117	471 885
	2015/'16	5 239	184 232	2 760 140	515 465
	2016/'17 (1.dönem)	5 444	195 666	2 601 638	-
	2016/'17	5 851	185 988	2 713 530	-
Fakülte ve yüksekokul Faculty and higher education school	**1923/'24**	9	307	2 914	321
	1940/'41	20	967	12 844	1 678
	1960/'61	55	4 071	65 297	6 025
	1980/'81	321	20 917	237 369	31 841
	2004/'05	1 283	82 096	1 969 086	316 128
	2005/'06	1 306	84 785	2 181 217	340 599
	2006/'07	1 339	89 329	2 291 762	378 818
	2007/'08	1 387	98 766	2 372 136	409 023
	2008/'09	1 495	100 504	2 757 828	447 132
	2009/'10	1 617	105 427	3 322 559	520 614
	2010/'11	1 756	111 495	3 626 642	496 794
	2011/'12	1 914	118 839	4 112 687	573 434
	2012/'13	2 086	130 653	4 676 566	648 535
	2013/'14	2 748	142 437	5 139 469	686 879
	2014/'15	3 196	148 903	5 642 562	752 593
	2015/'16	3 735	156 168	6 186 007	753 480
	2016/'17	3 729	151 763	6 627 505	-

(1) 18.08.1997 tarihli ve 4306 sayılı Kanun ile 1997/'98 öğretim yılından itibaren 8 yıllık kesintisiz, 30.03.2012 tarihli ve 6287 sayılı Kanun ile 2012/'13 öğretim yılından itibaren de 12 yıllık kademeli zorunlu eğitime geçilmiştir.
(2) Açık ilköğretim ve açık lise öğrencilerini de kapsar.
(3) Önlisans ve lisans düzeyindeki öğrenci sayılarını kapsar.
(4) Faal olan okullar kapsanmıştır.
(5) Toplam öğretmen, kadrolu ve sözleşmeli öğretmenleri kapsar.

(1) Compulsory education was expanded to 8 uninterrupted with law No. 4306 dated 18.08.1997 as of 1997/'98 educational year, but to 12 gradual years with law No. 6287 dated 30.03.2012 as of 2012/'13 educational year.
(2) Students in open primary education and open high school are also included.
(3) Number of associate and undergraduate students are included.
(4) Active schools are included.
(5) Total of teachers includes permanent and contractual teaching staff.

1.8 Okul türü ve öğretim yılına göre okul, öğretmen, şube, öğrenci ve mezun olan öğrenci sayısı

Number of schools, teachers, divisions, students and graduates by type of school and educational year

Okul Türü ve Öğretim Yılı Type of School and Educational Year	Okul /Sınıf (6) School / Class-room (6)	Öğretmen(2)(4) Teacher(2)(4) Toplam Total	Erkek Male	Kadın Female	Şube Division	Öğrenci Student Toplam Total	Erkek Male	Kadın Female	Mezun(5) Graduate (5) Toplam Total	Erkek Male	Kadın Female
Okul öncesi Eğitim(1) - Pre - Primary Education(1)											
2003/' 04	13 285	17 511	694	16 817	16 710	344 741	179 988	164 753	-	-	-
2004/' 05	15 978	22 152	1 161	20 991	31 547	434 771	226 959	207 812	-	-	-
2005/' 06	18 539	20 910	1 167	19 743	31 511	550 146	286 347	263 799	-	-	-
2006/' 07	20 675	24 775	1 181	23 594	36 654	640 849	334 252	306 597	-	-	-
2007/' 08	22 506	25 901	1 218	24 683	40 857	701 762	366 209	335 553	-	-	-
2008/' 09	23 653	29 342	1 644	27 698	45 030	804 765	421 033	383 732	-	-	-
2009/' 10	26 681	42 716	2 069	40 647	53 235	980 654	511 127	469 527	-	-	-
2010/' 11	27 606	48 330	3 414	44 916	57 707	1 115 818	580 296	535 522	-	-	-
2011/' 12	28 625	55 883	2 954	52 929	61 937	1 169 556	607 052	562 504	-	-	-
2012/' 13	27 197	62 933	3 620	59 313	61 920	1 077 933	562 179	515 754	-	-	-
2013/' 14	26 698	63 327	3 387	59 940	63 273	1 059 495	555 194	504 301	-	-	-
2014/' 15	26 972	68 038	4 070	63 968	67 387	1 156 661	607 247	549 414	-	-	-
2015/' 16	27 793	72 228	3 871	68 357	71 003	1 209 106	633 349	575 757	-	-	-
2016/' 17 (1.dönem)	28 891	76 384	4 032	72 352	75 942	1 315 854	688 517	627 337	-	-	-
2016/' 17	29 293	77 109	4 429	72 680	76 783	1 326 123	693 179	632 944	-	-	-
İlkokul - Primary School											
1992/' 93	49 974	235 721	134 899	100 822	306 615	6 707 725	3 543 917	3 163 808	1 209 112	644 931	564 181
1993/' 94	49 599	237 943	135 552	102 391	282 477	6 526 296	3 433 959	3 092 337	1 218 225	650 563	567 662
1994/' 95	48 429	233 073	131 516	101 557	277 323	6 466 648	3 401 163	3 065 485	1 194 313	636 083	558 230
1995/' 96	49 240	231 900	130 752	101 148	268 098	6 403 300	3 370 218	3 033 082	1 177 790	625 382	552 408
1996/' 97	47 313	217 131	122 581	94 550	256 989	6 389 060	3 375 510	3 013 550	1 147 311	613 055	534 256
Resmi - Public											
1992/' 93	49 770	233 169	134 614	98 555	304 804	6 664 160	3 519 757	3 144 403	1 200 724	640 266	560 458
1993/' 94	49 378	235 206	135 244	99 962	280 565	6 481 181	3 408 902	3 072 279	1 209 374	645 587	563 787
1994/' 95	48 196	230 152	131 170	98 982	275 221	6 418 095	3 374 110	3 043 985	1 184 883	630 907	553 976
1995/' 96	48 953	228 442	130 238	98 204	265 652	6 347 995	3 339 254	3 008 741	1 167 719	619 721	547 998
1996/' 97	46 978	212 960	122 008	90 952	253 928	6 321 400	3 337 776	2 983 624	1 135 445	606 379	529 066
Özel - Private											
1992/' 93	204	2 552	285	2 267	1 811	43 565	24 160	19 405	8 388	4 665	3 723
1993/' 94	221	2 737	308	2 429	1 912	45 115	25 057	20 058	8 851	4 976	3 875
1994/' 95	233	2 921	346	2 575	2 102	48 553	27 053	21 500	9 430	5 176	4 254
1995/' 96	287	3 458	514	2 944	2 446	55 305	30 964	24 341	10 071	5 661	4 410
1996/' 97	335	4 171	573	3 598	3 061	67 660	37 734	29 926	11 866	6 676	5 190

(1) Resmi ilkokulların bünyesinde bulunan anasınıfı öğretmenleri resmi ilkokul öğretmenleri içerisinde, kız teknik okulu bünyesindeki uygulamalı anasınıfı öğretmenleri kız meslek lisesi içerisinde birer kere daha gösterilmiştir.

(1) Nursery class teachers within public primary schools are once again included in primary school teachers. Applied nursery class teachers within technical schools for girls are once again included in teachers of vocational high schools for girls.

(2) Öğretmen sayısı sütununda kadrolu öğretmenler ile öğretmen olmayıp , ders okutanlar kapsanmıştır. Lise bünyesindeki ortaokul öğretmenleri bağlı bulundukları lise öğretmenleri içerisinde gösterilmiştir. 1997/'98 öğretim yılından itibaren kadrolu öğretmen bilgileri verilmiştir. 2007-2008 öğretim yılından itibaren kadrolu ve sözleşmeli öğretmenleri kapsar.

(2) Teachers column includes permanent and other teaching staff. Junior high school teachers within high schools are included in the teachers of high schools. Data on permanent teaching staff is given as of the educational year 1997/'98. The data includes permanent and contractual teaching staff as of the educational year 2007-2008.

(3) 18.08.1997 tarih ve 4306 sayılı yasa ile 1997/'98 öğretim yılından itibaren 8 yıllık kesintisiz zorunlu eğitime geçilmiştir.

(3) Compulsory education was expanded to 8 years with law No. 4306 dated 18.08.1997 as of the educational year 1997/'98.

(4) Öğretmen sütununda kadrolu öğretmenler gösterilmiştir. Lise bünyesindeki ortaokul öğretmenleri bağlı bulundukları lise öğretmenleri içerisinde gösterilmiştir. 2007-2008 öğretim yılından itibaren kadrolu ve sözleşmeli öğretmenleri kapsar.

(4) Teachers column includes permanent teaching staff. Lower secondary school teachers within high schools are included in the teachers of high schools. The data includes permanent and contractual teaching staff as of the educational year 2007-2008.

(5) Sistem gereği mezun olan öğrenci sayısı bir öğretim yılı sonra verilmektedir.

(5) The number of graduates are given in the following educational year.

(6) Faal olan okullar kapsanmıştır.

(6) Active schools are included.

1.8 Okul türü ve öğretim yılına göre okul, öğretmen, şube, öğrenci ve mezun olan öğrenci sayısı (devam)

Number of schools, teachers, divisions, students and graduates by type of school and educational year (continued)

Okul Türü ve Öğretim Yılı Type of School and Educational Year	Okul[6] School[6]	Öğretmen[2][4] Teacher[2][4] Toplam Total	Erkek Male	Kadın Female	Şube Division	Öğrenci Student Toplam Total	Erkek Male	Kadın Female	Mezun[5] Graduate [5] Toplam Total	Erkek Male	Kadın Female
Ortaokul - Junior High School											
1992/' 93	7 544	56 055	35 331	20 724	57 462	2 556 339	1 575 026	981 313	731 451	451 906	279 545
1993/' 94	8 318	61 968	38 244	23 724	60 809	2 636 558	1 612 355	1 024 203	789 269	484 167	305 102
1994/' 95	8 897	64 871	38 619	26 252	63 405	2 674 986	1 623 762	1 051 224	813 692	489 221	324 471
1995/' 96	9 385	70 661	41 502	29 159	64 978	2 645 440	1 605 478	1 039 962	789 839	475 944	313 895
1996/' 97	9 830	72 164	42 094	30 070	66 763	2 622 594	1 579 612	1 042 982	829 537	504 605	324 932
Genel Ortaokul - General Junior High School											
1992/' 93	6 680	55 457	35 059	20 398	50 420	2 242 875	1 393 735	849 140	652 044	406 443	245 601
1993/' 94	7 425	61 457	37 989	23 468	53 297	2 303 418	1 424 809	878 609	695 931	432 374	263 557
1994/' 95	7 993	64 520	38 430	26 090	55 355	2 318 915	1 426 255	892 660	714 306	435 126	279 180
1995/' 96	8 493	70 345	41 315	29 030	56 913	2 296 386	1 414 760	881 626	696 359	426 197	270 162
1996/' 97	8 844	71 808	41 893	29 915	58 432	2 269 620	1 389 357	880 263	733 484	454 142	279 342
Resmi -Public											
1992/' 93	6 458	55 407	35 053	20 354	48 204	2 180 168	1 358 796	821 372	638 831	399 307	239 524
1993/' 94	7 194	61 387	37 979	23 408	50 986	2 238 774	1 388 880	849 894	681 148	424 345	256 803
1994/' 95	7 745	64 456	38 416	26 040	53 020	2 254 951	1 390 376	864 575	699 792	427 349	272 443
1995/' 96	8 211	70 287	41 302	28 985	54 407	2 229 662	1 377 473	852 189	681 051	417 929	263 122
1996/' 97	8 530	71 744	41 881	29 863	55 757	2 201 197	1 350 952	850 245	718 744	446 310	272 434
Özel - Private											
1992/' 93	222	50	6	44	2 216	62 707	34 939	27 768	13 213	7 136	6 077
1993/' 94	231	70	10	60	2 311	64 644	35 929	28 715	14 783	8 029	6 754
1994/' 95	248	64	14	50	2 335	63 964	35 879	28 085	14 514	7 777	6 737
1995/' 96	282	58	13	45	2 506	66 724	37 287	29 437	15 308	8 268	7 040
1996/' 97	314	64	12	52	2 675	68 423	38 405	30 018	14 740	7 832	6 908
Mesleki ve Teknik Ortaokul - Vocational and Technical Junior High School											
1992/' 93	864	598	272	326	7 042	313 464	181 291	132 173	79 407	45 463	33 944
1993/' 94	893	511	255	256	7 512	333 140	187 546	145 594	93 338	51 793	41 545
1994/' 95	904	351	189	162	8 050	356 071	197 507	158 564	99 386	54 095	45 291
1995/' 96	892	316	187	129	8 065	349 054	190 718	158 336	93 480	49 747	43 733
1996/' 97	986	356	201	155	8 331	352 974	190 255	162 719	96 053	50 463	45 590
Resmi -Public											
1992/' 93	862	598	272	326	7 034	313 162	181 291	131 871	79 270	45 463	33 807
1993/' 94	892	511	255	256	7 505	332 959	187 546	145 413	93 275	51 793	41 482
1994/' 95	903	351	189	162	8 044	355 908	197 507	158 401	99 332	54 095	45 237
1995/' 96	891	316	187	129	8 059	348 912	190 718	158 194	93 434	49 747	43 687
1996/' 97	985	356	201	155	8 325	352 847	190 255	162 592	96 014	50 463	45 551
Özel - Private											
1992/' 93	2	-	-	-	8	302	-	302	137	-	137
1993/' 94	1	-	-	-	7	181	-	181	63	-	63
1994/' 95	1	-	-	-	6	163	-	163	54	-	54
1995/' 96	1	-	-	-	6	142	-	142	46	-	46
1996/' 97	1	-	-	-	6	127	-	127	39	-	39

1.8 Okul türü ve öğretim yılına göre okul, öğretmen, şube, öğrenci ve mezun olan öğrenci sayısı (devam)

Number of schools, teachers, divisions, students and graduates by type of school and educational year (continued)

Okul Türü ve Öğretim Yılı Type of School and Educational Year	Okul[6] School[6]	Öğretmen[2][4] Teacher[2][4] Toplam Total	Erkek Male	Kadın Female	Şube Division	Öğrenci Student Toplam Total	Erkek Male	Kadın Female	Mezun[5] Graduate [5] Toplam Total	Erkek Male	Kadın Female
İlköğretim [2][3][4] - Primary Education [2][3][4]											
2009/' 10	33 310	485 677	232 948	252 729	416 930	10 916 643	5 632 328	5 284 315	1 185 938	627 637	558 301
2010/' 11	32 797	503 328	237 254	266 074	418 334	10 981 100	5 623 476	5 357 624	1 226 473	643 872	582 601
2011/' 12	32 108	515 852	238 854	276 998	422 751	10 979 301	5 622 661	5 356 640	1 252 147	653 022	599 125
Resmi- Public											
2009/' 10	32 431	458 046	224 275	233 771	402 770	10 664 676	5 496 195	5 168 481	1 153 252	609 945	543 307
2010/' 11	31 899	473 904	228 042	245 862	403 988	10 713 806	5 479 157	5 234 649	1 191 939	625 267	566 672
2011/' 12	31 177	484 161	228 922	255 239	407 563	10 692 329	5 468 164	5 224 165	1 214 410	632 686	581 724
Özel- Private											
2009/' 10	879	27 631	8 673	18 958	14 160	251 967	136 133	115 834	32 686	17 692	14 994
2010/' 11	898	29 424	9 212	20 212	14 346	267 294	144 319	122 975	34 534	18 605	15 929
2011/' 12	931	31 691	9 932	21 759	15 188	286 972	154 497	132 475	37 737	20 336	17 401
İlkokul - Primary School											
2012/' 13	29 169	282 043	118 937	163 106	251 027	5 593 910	2 862 730	2 731 180	-	-	-
2013/' 14	28 532	288 444	120 661	167 783	251 801	5 574 916	2 850 072	2 724 844	-	-	-
2014/' 15	27 544	295 252	122 174	173 078	255 451	5 434 150	2 781 411	2 652 739	-	-	-
2015/' 16	26 522	302 961	122 708	180 253	253 714	5 360 703	2 743 694	2 617 009	-	-	-
2016/' 17 (1.dönem)	25 523	298 520	116 633	181 887	242 065	4 970 160	2 549 508	2 420 652	-	-	-
2016/' 17	25 479	292 878	113 842	179 036	243 724	4 972 430	2 550 915	2 421 515	-	-	-
Resmi - Public											
2012/' 13	28 177	261 497	113 776	147 721	242 337	5 426 529	2 773 707	2 652 822	-	-	-
2013/' 14	27 461	267 171	115 548	151 623	241 876	5 390 591	2 752 373	2 638 218	-	-	-
2014/' 15	26 339	273 058	116 770	156 288	244 126	5 230 878	2 673 876	2 557 002	-	-	-
2015/' 16	25 133	277 053	116 843	160 210	240 627	5 128 664	2 620 860	2 507 804	-	-	-
2016/' 17 (1.dönem)	24 249	275 047	112 084	162 963	230 398	4 756 977	2 436 461	2 320 516	-	-	-
2016/' 17	24 155	269 770	109 421	160 349	232 160	4 759 317	2 437 930	2 321 387	-	-	-
Özel- Private											
2012/' 13	992	20 546	5 161	15 385	8 690	167 381	89 023	78 358	-	-	-
2013/' 14	1 071	21 273	5 113	16 160	9 925	184 325	97 699	86 626	-	-	-
2014/' 15	1 205	22 194	5 404	16 790	11 325	203 272	107 535	95 737	-	-	-
2015/' 16	1 389	25 908	5 865	20 043	13 087	232 039	122 834	109 205	-	-	-
2016/' 17 (1.dönem)	1 274	23 473	4 549	18 924	11 667	213 183	113 047	100 136	-	-	-
2016/' 17	1 324	23 108	4 421	18 687	11 564	213 113	112 985	100 128	-	-	-
Ortaokul - Junior High School											
2012/' 13	16 987	269 759	129 356	140 403	193 079	5 566 986	2 815 534	2 751 452	1 205 507	628 347	577 160
2013/' 14	17 019	280 804	131 513	149 291	195 273	5 478 399	2 762 595	2 715 804	1 275 541	657 212	618 329
2014/' 15	16 969	296 065	136 393	159 672	201 220	5 278 107	2 670 118	2 607 989	1 366 138	689 919	676 219
2015/' 16	17 343	322 680	146 232	176 448	205 981	5 211 506	2 635 412	2 576 094	1 161 901	601 353	560 548
2016/' 17 (1.dönem)	17 889	325 992	142 402	183 590	216 836	5 519 688	2 811 352	2 708 336	-	-	-
2016/' 17	17 879	324 350	140 919	183 431	223 529	5 554 415	2 827 822	2 726 593	-	-	-
Resmi - Public											
2012/' 13	16 083	250 833	122 352	128 481	184 616	5 402 692	2 726 551	2 676 141	1 166 004	606 917	559 087
2013/' 14	16 047	259 345	123 527	135 818	185 735	5 296 380	2 664 307	2 632 073	1 230 391	633 051	597 340
2014/' 15	15 858	273 049	127 579	145 470	190 068	5 069 683	2 557 505	2 512 178	1 314 410	661 986	652 424
2015/' 16	15 788	291 392	134 250	157 142	189 921	4 933 417	2 485 179	2 448 238	1 105 571	570 895	534 676
2016/' 17 (1.dönem)	16 475	296 594	132 745	163 849	201 360	5 231 760	2 655 988	2 575 772	-	-	-
2016/' 17	16 398	295 575	131 634	163 941	208 128	5 265 649	2 672 003	2 593 646	-	-	-
Özel- Private											
2012/' 13	904	18 926	7 004	11 922	8 463	164 294	88 983	75 311	39 503	21 430	18 073
2013/' 14	972	21 459	7 986	13 473	9 538	182 019	98 288	83 731	45 150	24 161	20 989
2014/' 15	1 111	23 016	8 814	14 202	11 152	208 424	112 613	95 811	51 728	27 933	23 795
2015/' 16	1 555	31 288	11 982	19 306	16 060	278 089	150 233	127 856	56 330	30 458	25 872
2016/' 17 (1.dönem)	1 414	29 398	9 657	19 741	15 476	287 928	155 364	132 564	-	-	-
2016/' 17	1 481	28 775	9 285	19 490	15 401	288 766	155 819	132 947	-	-	-
Ortaöğretim - Secondary Education											
2012/' 13	10 418	254 895	141 899	112 996	170 184	4 995 623	2 643 414	2 352 209	727 792	362 676	365 116
2013/' 14	10 955	278 641	151 613	127 028	177 774	5 420 178	2 859 482	2 560 696	856 809	426 730	430 079
2014/' 15	9 061	298 378	159 925	138 453	200 339	5 691 071	2 988 928	2 702 143	950 168	468 771	481 397
2015/' 16	10 550	335 690	177 293	158 397	214 871	5 807 643	3 047 142	2 760 501	987 634	484 350	503 284
2016/' 17 (1. dönem)	10 596	343 534	174 930	168 604	230 276	5 513 731	2 910 634	2 603 097	-	-	-
2016/' 17	11 076	333 040	169 379	163 661	244 656	5 849 970	3 126 022	2 723 948	-	-	-
Genel Ortaöğretim - General Secondary Education											
2012/' 13	4 214	119 393	65 697	53 696	85 533	2 725 972	1 401 933	1 324 039	388 522	181 534	206 988
2013/' 14	3 744	117 353	63 719	53 634	84 803	2 906 291	1 488 037	1 418 254	429 943	205 792	224 151
2014/' 15	3 955	123 160	66 473	56 687	80 665	2 902 954	1 492 653	1 410 301	478 283	229 735	248 548
2015/' 16	5 311	151 458	81 001	70 457	90 749	3 047 503	1 574 584	1 472 919	472 169	225 684	246 485
2016/' 17 (1.dönem)	5 152	147 868	75 315	72 553	93 433	2 912 093	1 500 257	1 411 836	-	-	-
2016/' 17	5 225	147 052	74 599	72 453	86 306	3 136 440	1 632 329	1 504 111	-	-	-

1.8 Okul türü ve öğretim yılına göre okul, öğretmen, şube, öğrenci ve mezun olan öğrenci sayısı (devam)

Number of schools, teachers, divisions, students and graduates by type of school and educational year (continued)

Okul Türü ve Öğretim Yılı Type of School and Educational Year	Okul[6] School[6]	Öğretmen[2][4] Teacher[2][4] Toplam Total	Erkek Male	Kadın Female	Şube Division	Öğrenci Student Toplam Total	Erkek Male	Kadın Female	Mezun[5] Graduate [5] Toplam Total	Erkek Male	Kadın Female
Resmi - Public											
2012/' 13	3 307	99 196	56 046	43 150	77 216	2 587 161	1 324 912	1 262 249	357 094	163 787	193 307
2013/' 14	2 737	95 785	53 607	42 178	75 417	2 765 681	1 411 207	1 354 474	396 145	187 082	209 063
2014/' 15	2 781	99 707	55 275	44 432	70 030	2 738 673	1 403 670	1 335 003	440 927	210 080	230 847
2015/' 16	2 807	101 560	55 646	45 914	64 352	2 674 109	1 377 229	1 296 880	335 277	158 624	176 653
2016/' 17 (1.dönem)	2 944	102 188	54 409	47 779	69 016	2 522 850	1 284 877	1 237 973	-	-	-
2016/' 17	2 979	102 254	54 277	47 977	61 915	2 733 680	1 408 832	1 324 848	-	-	-
Özel - Private											
2012/' 13	907	20 197	9 651	10 546	8 317	138 811	77 021	61 790	31 428	17 747	13 681
2013/' 14	1 007	21 568	10 112	11 456	9 386	140 610	76 830	63 780	33 798	18 710	15 088
2014/' 15	1 174	23 453	11 198	12 255	10 635	164 281	88 983	75 298	37 356	19 655	17 701
2015/' 16	2 504	49 898	25 355	24 543	26 397	373 394	197 355	176 039	136 892	67060	69832
2016/' 17 (1.dönem)	2 208	45 680	20 906	24 774	24 417	389 243	215 380	173 863	-	-	-
2016/' 17	2 246	44 798	20 322	24 476	24 391	402 760	223 497	179 263	-	-	-
Mesleki ve Teknik Ortaöğretim - Vocational and Technical Secondary Education											
2012/' 13	6 204	135 502	76 202	59 300	84 651	2 269 651	1 241 481	1 028 170	339 270	181 142	158 128
2013/' 14	7 211	161 288	87 894	73 394	92 971	2 513 887	1 371 445	1 142 442	426 866	220 938	205 928
2014/' 15	5 106	175 218	93 452	81 766	119 674	2 788 117	1 496 275	1 291 842	471 885	239 036	232 849
2015/' 16	5 239	184 232	96 292	87 940	124 122	2 760 140	1 472 558	1 287 582	515 465	258 666	256 799
2016/' 17 (1.dönem)	5 444	195 666	99 615	96 051	136 843	2 601 638	1 410 377	1 191 261	-	-	-
2016/' 17	5 851	185 988	94 780	91 208	158 350	2 713 530	1 493 693	1 219 837	-	-	-
Resmi - Public											
2012/' 13	6 078	133 321	75 325	57 996	83 748	2 251 797	1 233 374	1 018 423	338 872	180 909	157 963
2013/' 14	6 785	153 816	85 032	68 784	89 803	2 457 834	1 344 941	1 112 893	425 898	220 358	205 540
2014/' 15	4 677	167 558	90 263	77 295	116 484	2 712 227	1 457 732	1 254 495	469 297	237 788	231 509
2015/' 16	4 820	175 628	92 932	82 696	121 171	2 660 923	1 421 844	1 239 079	505 669	254 053	251 616
2016/' 17 (1.dönem)	5 076	186 977	96 463	90 514	134 108	2 490 440	1 349 115	1 141 325	-	-	-
2016/' 17	5 479	178 217	91 971	86 246	152 459	2 601 810	1 432 097	1 169 713	-	-	-
Özel - Private											
2012/' 13	126	2 181	877	1 304	903	17 854	8 107	9 747	398	233	165
2013/' 14	426	7 472	2 862	4 610	3 168	56 053	26 504	29 549	968	580	388
2014/' 15	429	7 660	3 189	4 471	3 190	75 890	38 543	37 347	2 588	1 248	1 340
2015/' 16	419	8 604	3 360	5 244	2 951	99 217	50 714	48 503	9 796	4 613	5 183
2016/' 17 (1.dönem)	368	8 689	3 152	5 537	2 735	111 198	61 262	49 936	-	-	-
2016/' 17	372	7 771	2 809	4 962	5 891	111 720	61 596	50 124	-	-	-

1.9 2016 yılında ÖSYS okul türü ve öğrenim durumuna göre başvuran ve yükseköğretim programlarına yerleşen aday sayıları
[Sınavsız geçiş dahil]

	Toplam - Total						Son sınıf düzeyinde Senior class						Mezun daha önce yerleşmemiş		
Okul Türü	Başvuran Applicant	Lisans Undergraduate programmes	%	Önlisans Associate programmes	%	Açık-öğretim Open education	Başvuran Applicant	Lisans Undergraduate programmes	%	Önlisans Associate programmes	%	Açık-öğretim Open education	Başvuran Applicant	Lisans Undergraduate programmes	%
Genel Toplam	**2 256 377**	**423 479**	**18,77**	**368 770**	**16,34**	**169 615**	**950 156**	**230 725**	**24,28**	**203 871**	**21,46**	**32 930**	**582 683**	**131 790**	**22,62**
Lise (Resmi ve Gündüz Öğretim Yapan Lise)	588 288	81 551	13,86	90 893	15,45	49 156	116 587	17 609	15,10	18 720	16,06	1 732	196 139	40 215	20,50
Anadolu Lisesi (Yabancı Dille Öğretim Yapan Resmi Liseler)	291 262	120 620	41,41	24 481	8,41	7 918	137 077	65 088	47,48	10 387	7,58	708	61 686	42 836	69,44
Özel Lise	4 777	938	19,64	607	12,71	370	436	205	47,02	38	8,72	3	1 298	341	26,27
Lise, Özel Lise (Yabancı Dil Ağırlıklı Program Uygulayan Liseler)	12 821	1 919	14,97	1 436	11,20	1 941	-	-	-	-	-	-	1 090	34	3,12
Yabancı Dille Öğretim Yapan Özel Lise	63 273	33 361	52,73	3 372	5,33	1 161	40 951	26 294	64,21	1 471	3,59	142	8 577	5 172	60,30
Fen Lisesi	17 167	9 340	54,41	197	1,15	98	9 269	5 532	59,68	24	0,26	2	3 812	3 308	86,78
Özel Fen Lisesi	7 167	4 651	64,89	78	1,09	32	4 875	3 776	77,46	15	0,31	-	766	659	86,03
Askeri Lise	668	188	28,14	31	4,64	30	38	13	34,21	1	2,63	-	112	75	66,96
Akşam Lisesi	88	1	1,14	2	2,27	14	-	-	-	-	-	-	60	1	1,67
Özel Akşam Lisesi	4 947	181	3,66	552	11,16	434	795	60	7,55	171	21,51	43	2 636	45	1,71
Sosyal Bilimler Lisesi	2 266	1 533	67,65	16	0,71	20	1 556	1 249	80,27	4	0,26	3	252	216	85,71
Spor Lisesi	3 530	48	1,36	213	6,03	58	1 881	20	1,06	59	3,14	8	1 209	21	1,74
Özel Temel Lise	108 126	56 088	51,87	8 040	7,44	425	107 302	55 745	51,95	7 945	7,40	403	571	322	56,39
Polis Koleji	825	480	58,18	19	2,30	12	-	-	-	-	-	-	105	76	72,38
Güzel Sanatlar ve Spor Lisesi	481	6	1,25	48	9,98	24	-	-	-	-	-	-	223	4	1,79
Lise Çıkışlılar Toplamı	**1 105 686**	**310 905**	**28,12**	**129 985**	**11,76**	**61 693**	**420 767**	**175 591**	**41,73**	**38 835**	**9,23**	**3 044**	**278 536**	**93 325**	**33,51**
Öğretmen Liseleri	**41 119**	**20 203**	**49,13**	**1 283**	**3,12**	**874**	**20 066**	**12 209**	**60,84**	**400**	**1,99**	**31**	**7 083**	**5 791**	**81,76**
Açıköğretim Lisesi	204 349	14 664	7,18	20 097	9,83	31 608	80 073	6 923	8,65	9 604	11,99	13 029	90 210	6 070	6,73
Çok Programlı Lise	38 417	1 450	3,77	8 216	21,39	3 590	12 256	269	2,19	5 138	41,92	266	11 020	455	4,13
Güzel Sanatlar Lisesi	5 865	175	2,98	342	5,83	152	3 420	80	2,34	114	3,33	28	1 361	64	4,70
İmam Hatip Liseleri	174 791	31 342	17,93	22 526	12,89	14 729	97 893	18 844	19,25	12 939	13,22	7 707	41 583	9 133	21,96
Ticaret Meslek Liseleri	128 330	9 152	7,13	41 290	32,17	14 533	61 992	4 068	6,56	31 179	50,30	2 808	25 095	2 982	11,88
Teknik Liseler	85 636	9 932	11,60	27 096	31,64	5 041	40 125	3 952	9,85	20 290	50,57	502	14 038	3 644	25,96
Endüstri Meslek Liseleri	204 059	6 243	3,06	48 899	23,96	11 468	83 253	1 401	1,68	34 538	41,49	1 028	52 199	2 646	5,07
Kız Meslek Liseleri	162 767	11 894	7,31	39 295	24,14	14 731	77 586	4 149	5,35	27 836	35,88	3 499	41 592	5 392	12,96
Sağlık Meslek Liseleri	75 269	3 803	5,05	20 379	27,07	8 584	38 713	1 525	3,94	16 117	41,63	540	14 576	1 200	8,23
Otelcilik ve Turizm Meslek Liseleri	15 335	1 842	12,01	4 973	32,43	1 402	7 134	903	12,66	3 592	50,35	210	3 077	531	17,26
Sekreterlik Meslek Liseleri	51	1	1,96	2	3,92	14	12	-	-	1	8,33	2	13	-	-
Ast. Haz.ve Ast. Sınıf O.	638	46	7,21	49	7,68	94	-	-	-	-	-	-	88	1	1,14
Diğer Meslek Liseleri	13 998	1 825	13,04	4 337	30,98	1 100	6 849	810	11,83	3 287	47,99	236	2 173	556	25,59
Diğer	67	2	2,99	1	1,49	2	17	1	5,88	1	5,88	-	39	-	-
Meslek Lisesi Çıkışlılar Toplamı	**1 109 572**	**92 371**	**8,32**	**237 502**	**21,40**	**107 048**	**509 323**	**42 925**	**8,43**	**164 636**	**32,32**	**29 855**	**297 064**	**32 674**	**11,00**

Kaynak: Ölçme, Seçme ve Yerleştirme Merkezi

Not. Ek yerleştirme dahil değildir.

1.9 Number of applicants and appointed to tertiary education programmes in 2016 by school type and educational status

[Transition without examination is included]

Graduated , not appointed before			Bir yükseköğretim kurumunu bitirmiş Graduated from tertiary education						Daha önce yerleşmiş Appointed before						
Önlisans Associate programmes	%	**Açık-öğretim** Open education	**Başvuran** Applicant	**Lisans** Undergraduate programmes	%	**Önlisans** Associate programmes	%	**Açık-öğretim** Open education	**Başvuran** Applicant	**Lisans** Undergraduate programmes	%	**Önlisans** Associate programmes	%	**Açık-öğretim** Open education	School Type
86 376	**14,82**	**56 491**	**184 585**	**21 287**	**11,53**	**21 094**	**11,43**	**20 318**	**538 953**	**39 677**	**7,36**	**57 429**	**10,66**	**59 876**	**General Total**
37 803	19,27	16 119	89 790	10 101	11,25	11 395	12,69	10 015	185 772	13 626	7,33	22 975	12,37	21 290	High School
6 692	10,85	1 061	20 571	3 886	18,89	2 610	12,69	1 732	71 928	8 810	12,25	4 792	6,66	4 417	Anatolia High School (Makes Public High School Education in a Foreign Language)
223	17,18	80	969	164	16,92	124	12,80	82	2 074	228	10,99	222	10,70	205	Private High School
68	6,24	462	9 151	1 616	17,66	1 055	11,53	946	2 580	269	10,43	313	12,13	533	High School, Private High School (with Foreign Language)
905	10,55	232	2 302	383	16,64	296	12,86	158	11 443	1 512	13,21	700	6,12	629	Private Schools that Teaching a Foreign Language
18	0,47	2	834	213	25,54	78	9,35	36	3 252	287	8,83	77	2,37	58	Science High School
9	1,17	4	306	62	20,26	32	10,46	7	1 220	154	12,62	22	1,80	21	Private science High School
5	4,46	3	366	72	19,67	20	5,46	20	152	28	18,42	5	3,29	7	Military High School
-	-	9	10	-	-	-	-	-	18	-	-	2	11,11	5	Evening High School
213	8,08	187	181	18	9,94	17	9,39	13	1 335	58	4,34	151	11,31	191	Private evening High School
1	0,40	4	41	13	31,71	5	12,20	1	417	55	13,19	6	1,44	12	Social Sciences High School
121	10,01	29	35	-	-	1	2,86	5	405	7	1,73	32	7,90	16	Sports High School
84	14,71	8	2	2	100,00	-	-	-	251	19	7,57	11	4,38	14	Private Basic Schools
1	0,95	2	237	69	29,11	9	3,80	9	483	335	69,36	9	1,86	1	Police training High School
24	10,76	12	11	1	9,09	1	9,09	1	247	1	0,40	23	9,31	11	Fine Arts and Sports High School
46 167	**16,57**	**18 214**	**124 806**	**16 600**	**13,30**	**15 643**	**12,53**	**13 025**	**281 577**	**25 389**	**9,02**	**29 340**	**10,42**	**27 410**	**Total of graduated from High School**
137	**1,93**	**85**	**4 262**	**1 028**	**24,12**	**370**	**8,68**	**286**	**9 708**	**1 175**	**12,10**	**376**	**3,87**	**472**	**Teacher training High School**
7 147	7,92	14 258	4 160	211	5,07	380	9,13	607	29 906	1 460	4,88	2 966	9,92	3 714	Open Education High School
1 379	12,51	1 510	4 720	453	9,60	503	10,66	512	10 421	273	2,62	1 196	11,48	1 302	Multiprogram High School
143	10,51	67	148	4	2,70	19	12,84	21	936	27	2,88	66	7,05	36	Fine Arts High School
5 882	14,15	3 326	5 480	680	12,41	435	7,94	737	29 835	2 685	9,00	3 270	10,96	2 959	High School for Imams and preachers
4 905	19,55	4 958	6 913	373	5,40	743	10,75	895	34 330	1 729	5,04	4 463	13,00	5 872	Vocational Schools for Commerce
3 358	23,92	1 099	4 976	354	7,11	477	9,59	557	26 497	1 982	7,48	2 971	11,21	2 883	Technical High School
7 584	14,53	4 119	12 069	558	4,62	1 017	8,43	958	56 538	1 638	2,90	5 760	10,19	5 363	Vocational Schools for Industry
6 675	16,05	4 793	8 908	488	5,48	650	7,30	1 538	34 681	1 865	5,38	4 134	11,92	4 901	Vocational schools for girls
1 788	12,27	3 348	5 959	343	5,76	655	10,99	959	16 021	735	4,59	1 819	11,35	3 737	Vocational schools for Public Health
692	22,49	442	636	50	7,86	82	12,89	90	4 488	358	7,98	607	13,52	660	Vocational Schools for Hotel Management and Tourism
-	-	7	13	-	-	-	-	1	13	1	7,69	1	7,69	4	Vocational High School For Secretarial
3	3,41	27	342	37	10,82	32	9,36	25	208	8	3,85	14	6,73	42	Military High School (noncommissioned officer)
516	23,75	236	1 192	108	9,06	88	7,38	107	3 784	351	9,28	446	11,79	521	Other Vocational High Schools
-	-	2	1	-	-	-	-	-	10	1	10,00	-	-	-	Other
40 072	**13,49**	**38 192**	**55 517**	**3 659**	**6,59**	**5 081**	**9,15**	**7 007**	**247 668**	**13 113**	**5,29**	**27 713**	**11,19**	**31 994**	**Total of Graduated from Vocational High School**

Source: Assesment, Selection and Placement Centre

Note. Additional placement is excluded.

1.10 İstatistiki Bölge Birimleri Sınıflaması 1. düzey ve eğitim seviyesine göre okul, şube, öğretmen ve derslik başına düşen öğrenci sayısı

Number of students per school, division, teacher and classroom by level of education according to Statistical Regions Level 1

[2016/'17 öğretim yılı - The educational year 2016/'17]

		İlkokul + Ortaokul (1) Primary School + Lower Secondary School (1)							**Ortaöğretim** (1) - Upper Secondary Education (1)											
		Okul School		**Şube** Division		**Öğretmen** (2) Teacher (2)		**Derslik** (3) Classroom (3)	**Ortaöğretim Toplamı** Upper Secondary Education Total				**Genel Ortaöğretim** General Secondary Education				**Mesleki ve teknik** Vocational and Technical Secondary Education			
İBBS - 1. Düzey SR - Level 1		**İlkokul** Primary School	**Ortaokul** Lower Secondary School	**İlkokul** Primary School	**Ortaokul** Lower Secondary School	**İlkokul** Primary School	**Ortaokul** Lower Secondary School	**İlkokul + Ortaokul** Primary School + Lower Secondary School	**Okul** School	**Şube** Division	**Öğretmen** (2) Teacher (2)	**Derslik** Classroom	**Okul** School	**Şube** Division	**Öğretmen** (2) Teacher (2)	**Derslik** Classroom	**Okul** School	**Şube** Division	**Öğretmen** (2) Teacher (2)	**Derslik** Classroom
TR TR	**Türkiye** Turkey	**195**	**300**	**20**	**24**	**17**	**17**	**24**	**388**	**18**	**13**	**23**	**371**	**22**	**13**	**22**	**403**	**15**	**13**	**23**
TR1	**İstanbul** Istanbul	589	594	27	27	21	21	32	490	21	14	25	353	24	13	21	660	19	15	29
TR2	**Batı Marmara** West Marmara	184	260	19	22	15	15	20	306	16	11	20	340	22	12	21	280	13	11	20
TR3	**Ege** Aegean	176	258	18	22	14	14	21	350	17	12	21	344	21	12	21	355	14	11	22
TR4	**Doğu Marmara** East Marmara	278	313	22	24	17	16	24	406	20	12	23	381	24	13	22	428	17	12	24
TR5	**Batı Anadolu** West Anatolia	270	345	21	24	16	15	24	373	17	11	21	337	20	12	19	410	15	11	22
TR6	**Akdeniz** Mediterranean	221	300	21	24	16	16	25	410	18	13	24	395	23	14	23	425	15	13	25
TR7	**Orta Anadolu** Central Anatolia	149	211	18	22	15	14	19	315	16	12	20	336	21	13	21	300	14	12	20
TR8	**Batı Karadeniz** West Black Sea	127	212	17	21	14	13	18	309	17	12	20	345	24	13	21	286	13	11	20
TR9	**Doğu Karadeniz** East Black Sea	162	176	18	19	14	12	18	281	14	11	19	324	22	12	21	254	11	10	17
TRA	**Kuzeydoğu Anadolu** Northeast Anatolia	78	185	14	22	17	17	20	332	15	14	21	382	21	15	23	292	11	14	19
TRB	**Orta Doğu Anadolu** Centraleast Anatolia	111	262	17	24	17	18	24	394	17	14	24	399	23	15	25	391	14	14	23
TRC	**Güneydoğu Anadolu** Southeast Anatolia	166	325	21	27	21	20	30	474	17	16	26	489	23	17	26	462	14	15	25

NOT. İstatistiki Bölge Birimleri Sınıflaması 3. düzey için açıklamalara bakınız.

(1) Açıköğretim ortaokulu ve açıköğretim lisesi öğrencisi kapsanmamıştır.

(2) Toplam öğretmen, kadrolu ve sözleşmeli öğretmenleri kapsar.

(3) İlkokul ve ortaokullarda derslik başına düşen öğrenci sayısı hesaplanırken; genellikle aynı dersliği ilkokul ve ortaokul birlikte kullandığından, ilkokul ve ortaokul birlikte değerlendirilmiştir.

NOTE. Please see the explanations for Statistical Regions level 3.

(1) Open education students are not included.

(2) Total of teachers includes permanent and contractual teaching staff.

(3) As the number of students per classroom is calculated on primary schools and lower secondary schools, primary schools and lower secondary schools are assessed together because they use the same classroom generally.

1.11 İstatistiki Bölge Birimleri Sınıflaması 2. düzey ve eğitim seviyesine göre okul, şube, öğretmen ve derslik başına düşen öğrenci sayısı

Number of students per school, division, teacher and classroom by level of education according to Statistical Regions Level 2

[2016/'17 öğretim yılı - The educational year 2016/'17]

	İlkokul + Ortaokul (1) Primary School + Lower Secondary School (1)							**Ortaöğretim**(1) - Upper Secondary Education (1)											
								Ortaöğretim Toplamı Upper Secondary Education Total				**Genel Ortaöğretim** General Secondary Education				**Mesleki ve teknik** Vocational and technical Secondary Education			
	Okul School		**Şube** Division		**Öğretmen**(2) Teacher(2)		**Derslik** (3) Classroom (3)												
İBBS - 2. Düzey SR - Level 2	**İlkokul** Primary School	**Ortaokul** Lower Secondary School	**İlkokul** Primary School	**Ortaokul** Lower Secondary School	**İlkokul** Primary School	**Ortaokul** Lower Secondary School	**İlkokul + Ortaokul** Primary School + Lower Secondary School	**Okul** School	**Şube** Division	**Öğretmen**(2) Teacher(2)	**Derslik** Classroom	**Okul** School	**Şube** Division	**Öğretmen**(2) Teacher(2)	**Derslik** Classroom	**Okul** School	**Şube** Division	**Öğretmen**(2) Teacher(2)	**Derslik** Classroom
TR Türkiye - TR Turkey	**195**	**300**	**20**	**24**	**17**	**17**	**24**	**388**	**18**	**13**	**23**	**371**	**22**	**13**	**22**	**403**	**15**	**13**	**23**
TR10 (İstanbul)	589	594	27	27	21	21	32	490	21	14	25	353	24	13	21	660	19	15	29
TR21 (Tekirdağ, Edirne Kırklareli)	231	286	21	22	16	16	22	318	16	12	20	356	22	12	22	288	13	11	19
TR22 (Balıkesir, Çanakkale)	149	237	17	21	13	13	19	295	16	11	21	325	21	12	21	272	13	10	21
TR31 (İzmir)	273	355	20	23	15	14	25	408	17	12	23	372	22	12	22	448	14	11	24
TR32 (Aydın, Denizli, Muğla)	154	231	18	22	13	13	18	321	16	11	20	320	20	11	19	322	13	11	20
TR33 (Manisa, Afyonkarahisar, Kütahya, Uşak)	130	211	17	22	14	14	18	319	17	12	21	337	22	13	21	307	14	12	21
TR41 (Bursa, Eskişehir, Bilecik)	320	352	22	24	17	16	27	396	21	12	22	355	26	12	21	434	18	11	23
TR42 (Kocaeli, Sakarya, Düzce, Bolu, Yalova)	245	281	22	23	16	15	22	417	18	13	24	410	23	13	23	422	16	13	24
TR51 (Ankara)	367	425	22	24	16	15	26	387	17	11	21	340	20	11	19	446	15	11	24
TR52(Konya, Karaman)	178	257	20	23	15	15	22	347	15	13	20	329	19	13	20	359	14	13	20
TR61 (Antalya, Isparta, Burdur)	202	229	20	22	15	14	21	335	18	12	21	344	24	12	21	325	15	11	21
TR62 (Adana, Mersin)	270	380	21	25	16	16	28	452	18	13	25	434	23	14	24	473	15	13	25
TR63 (Hatay, Kahramanmaraş, Osmaniye)	195	296	21	24	17	18	25	442	17	15	26	405	22	15	24	476	15	15	28
TR71 (Kırıkkale, Aksaray, Niğde, Nevşehir, Kırşehir)	132	193	17	21	14	13	17	290	15	12	20	308	20	13	20	276	13	11	19
TR72 (Kayseri, Sivas, Yozgat)	161	224	18	22	16	15	21	333	17	13	21	356	21	14	21	317	14	12	20
TR81 (Zonguldak, Karabük, Bartın)	138	220	17	20	14	14	18	318	17	12	19	371	25	14	20	285	13	10	19
TR82 (Kastamonu, Çankırı, Sinop)	129	184	16	19	15	13	17	216	15	11	18	278	23	13	20	189	12	10	17
TR83 (Samsun , Tokat, Çorum, Amasya)	123	218	17	21	14	13	19	339	17	12	21	353	23	13	22	328	14	11	21
TR90 (Trabzon, Ordu, Giresun, Rize, Artvin, Gümüşhane)	162	176	18	19	14	12	18	281	14	11	19	324	22	12	21	254	11	10	17
TRA1 (Erzurum, Erzincan, Bayburt)	77	171	14	21	15	14	19	298	15	12	19	350	22	13	21	260	11	12	18
TRA2 (Ağrı, Kars, Iğdır, Ardahan)	80	197	15	22	18	19	20	369	15	17	23	415	21	17	24	330	12	16	21
TRB1 (Malatya, Elazığ, Bingöl, Tunceli)	133	252	17	23	15	14	22	352	16	12	22	357	22	13	23	346	13	11	22
TRB2 (Van, Muş, Bitlis, Hakkari)	102	269	17	24	19	21	25	439	17	17	26	452	25	18	27	431	14	17	25
TRC1 (Gaziantep, Adıyaman, Kilis)	221	402	22	26	20	19	29	494	19	15	26	522	24	16	25	472	16	14	26
TRC2 (Şanlıurfa, Diyarbakır)	163	332	22	28	22	22	33	488	17	17	26	484	23	17	27	491	14	16	25
TRC3 (Mardin, Batman, Şırnak, Siirt)	133	263	20	26	21	21	27	434	17	16	25	462	23	17	26	412	14	16	24

NOT. İstatistiki Bölge Birimleri Sınıflaması 3. düzey için açıklamalara bakınız.

(1) Açıköğretim ortaokulu ve açıköğretim lisesi öğrencisi kapsanmamıştır.

(2) Toplam öğretmen, kadrolu ve sözleşmeli öğretmenleri kapsar.

(3) İlkokul ve ortaokullarda derslik başına düşen öğrenci sayısı hesaplanırken; genellikle aynı dersliği ilkokul ve ortaokul birlikte kullandığından, ilkokul ve ortaokul birlikte değerlendirilmiştir.

NOTE. Please see the explanations for Statistical Region Units level 3.

(1) Open education students are not included.

(2) Total of teachers includes permanent contractual teaching staff.

(3) As the number of students per classroom is calculated on primary schools and lower secondary schools, primary schools and lower secondary schools are assessed together because they use the same classroom generally.

1.12 İstatistiki Bölge Birimleri Sınıflaması 3. düzey ve eğitim seviyesine göre okul, şube, öğretmen ve derslik başına düşen öğrenci sayısı

Number of students per school, division, teacher and classroom by level of education according to Statistical Regions Level 3

[2016/'17 öğretim yılı - The educational year 2016/'17]

								Ortaöğretim[1] - Upper Secondary Education [1]											
	İlkokul + Ortaokul [1] Primary School + Lower Secondary School [1]							**Ortaöğretim Toplamı** Upper Secondary Education Total				**Genel Ortaöğretim** General Secondary Education				**Mesleki ve Teknik Ortaöğretim** Vocational and technical Secondary Education			
	Okul School		**Şube** Division		**Öğretmen**[2] Teacher[2]		**Derslik** [3] Classroom [3]												
İBBS - 3. Düzey SR - Level 3	**İlkokul** Primary School	**Ortaokul** Lower Secondary School	**İlkokul** Primary School	**Ortaokul** Lower Secondary School	**İlkokul** Primary School	**Ortaokul** Lower Secondary School	**İlkokul + Ortaokul** Primary School + Lower Secondary School	**Okul** School	**Şube** Division	**Öğretmen**[2] Teacher[2]	**Derslik** Classroom	**Okul** School	**Şube** Division	**Öğretmen**[2] Teacher[2]	**Derslik** Classroom	**Okul** School	**Şube** Division	**Öğretmen**[2] Teacher[2]	**Derslik** Classroom
TR Türkiye - TR Turkey	**195**	**300**	**20**	**24**	**17**	**17**	**24**	**388**	**18**	**13**	**23**	**371**	**22**	**13**	**22**	**403**	**15**	**13**	**23**
TR100 İstanbul	589	594	27	27	21	21	32	490	21	14	25	353	24	13	21	660	19	15	29
TR211 Tekirdağ	320	374	22	23	18	18	26	381	17	13	21	400	23	13	22	365	14	13	20
TR212 Edirne	143	196	18	20	13	13	17	243	17	10	18	301	21	10	20	197	14	9	16
TR213 Kırklareli	167	213	19	22	15	15	18	270	15	12	20	328	22	13	22	224	10	10	17
TR221 Balıkesir	147	239	17	22	13	13	19	329	16	11	23	337	21	12	21	323	14	11	24
TR222 Çanakkale	157	233	18	20	14	13	18	231	16	10	17	301	23	12	20	184	12	8	14
TR310 İzmir	273	355	20	23	15	14	25	408	17	12	23	372	22	12	22	448	14	11	24
TR321 Aydın	151	241	17	22	13	13	18	331	16	11	20	334	19	12	19	328	13	11	20
TR322 Denizli	177	239	19	21	14	13	19	349	16	12	20	327	21	12	20	370	14	12	21
TR323 Muğla	136	211	17	21	13	12	18	281	16	10	19	297	21	11	18	264	12	9	19
TR331 Manisa	148	261	18	22	15	14	20	373	19	13	23	331	23	13	22	412	17	12	24
TR332 A.Karahisar	108	163	17	21	14	14	16	265	14	12	19	324	23	13	20	235	11	11	17
TR333 Kütahya	117	189	16	20	13	13	16	281	15	12	19	342	24	14	20	246	12	11	19
TR334 Uşak	146	222	18	23	13	13	18	337	17	13	21	376	19	14	19	302	15	13	22
TR411 Bursa	360	373	23	24	18	18	29	429	22	12	23	363	27	13	21	490	19	12	25
TR412 Eskişehir	251	339	19	23	14	14	22	357	20	10	20	359	23	12	21	354	18	9	20
TR413 Bilecik	169	207	20	22	16	14	17	245	16	12	20	263	20	12	19	235	14	12	20
TR421 Kocaeli	348	368	24	25	17	16	24	460	21	13	23	421	24	13	23	498	19	13	24
TR422 Sakarya	182	241	20	22	16	16	22	433	17	15	27	423	22	15	25	440	14	14	29
TR423 Düzce	177	214	19	21	15	14	18	377	15	13	24	388	21	13	25	370	13	13	22
TR424 Bolu	183	199	19	20	14	12	17	307	15	11	20	351	26	12	21	281	12	10	19
TR425 Yalova	211	214	20	21	15	14	18	323	17	11	21	393	20	12	22	270	15	11	21
TR510 Ankara	367	425	22	24	16	15	26	387	17	11	21	340	20	11	19	446	15	11	24
TR521 Konya	180	262	20	23	15	15	23	354	16	13	21	329	18	13	21	370	14	13	21
TR522 Karaman	154	218	18	22	14	15	17	300	15	13	18	330	23	13	18	276	11	12	17
TR611 Antalya	242	254	21	23	16	15	22	362	20	12	21	352	24	12	21	375	16	12	22

NOT. İstatistiki Bölge Birimleri Sınıflaması 3. düzey için açıklamalara bakınız.

NOTE. Please see the explanations for Statistical Regions level 3.

(1) Açıköğretim ortaokulu ve açıköğretim lisesi öğrencisi kapsanmamıştır.

(1) Open education students are not included.

(2) Toplam öğretmen, kadrolu ve sözleşmeli öğretmenleri kapsar.

(2) Total of teachers includes permanent and contractual teaching staff.

(3) İlkokul ve ortaokullarda derslik başına düşen öğrenci sayısı hesaplanırken; genellikle aynı dersliği ilkokul ve ortaokul birlikte kullandığından, ilkokul ve ortaokul birlikte değerlendirilmiştir.

(3) As the number of students per classroom is calculated on primary schools and lower secondary schools, primary schools and lower secondary schools are assessed together because they use the same classroom generally.

1.12 İstatistiki Bölge Birimleri Sınıflaması 3. düzey ve eğitim seviyesine göre okul, şube, öğretmen ve derslik başına düşen öğrenci sayısı (devam)

Number of students per school, division, teacher and classroom by level of education according to Statistical Regions Level 3 (continued)

[2016/'17 öğretim yılı - The educational year 2016/'17]

	İlkokul + Ortaokul (1) Primary School + Lower Secondary School (1)							**Ortaöğretim**(1) - Upper Secondary Education (1)											
	Okul School		**Şube** Division		**Öğretmen**(2) Teacher(2)		**Derslik** (3) Classroom (3)	**Ortaöğretim Toplamı** Upper Secondary Education Total				**Genel Ortaöğretim** General Secondary Education				**Mesleki ve Teknik Ortaöğretim** Vocational and technical Secondary Education			
İBBS - 3. Düzey SR - Level 3	**İlkokul** Primary School	**Ortaokul** Lower Secondary School	**İlkokul** Primary School	**Ortaokul** Lower Secondary School	**İlkokul** Primary School	**Ortaokul** Lower Secondary School	**İlkokul + Ortaokul** Primary School + Lower Secondary School	**Okul** School	**Şube** Division	**Öğretmen**(2) Teacher(2)	**Derslik** Classroom	**Okul** School	**Şube** Division	**Öğretmen**(2) Teacher(2)	**Derslik** Classroom	**Okul** School	**Şube** Division	**Öğretmen**(2) Teacher(2)	**Derslik** Classroom
TR612 Isparta	126	181	17	20	13	12	16	265	15	11	19	332	22	13	20	223	12	9	18
TR613 Burdur	114	144	16	19	11	11	15	280	17	12	21	301	21	14	25	262	14	11	19
TR621 Adana	285	447	22	26	17	17	29	481	19	14	25	465	24	14	25	500	16	13	26
TR622 Mersin	252	318	20	23	15	15	26	421	17	12	24	397	23	13	24	446	14	12	24
TR631 Hatay	213	283	21	24	17	17	25	440	18	14	25	382	21	14	22	506	15	15	28
TR632 K.Maraş	171	300	20	25	19	18	26	454	18	15	28	429	26	16	27	471	15	15	29
TR633 Osmaniye	208	335	20	23	16	16	24	425	17	15	25	431	21	16	23	420	14	14	27
TR711 Kırıkkale	161	212	16	19	14	13	17	272	15	11	18	284	18	11	16	265	14	11	19
TR712 Aksaray	121	202	18	23	15	15	18	315	16	14	22	279	17	13	19	350	15	14	25
TR713 Niğde	127	190	18	23	14	14	18	336	16	13	21	425	24	15	23	282	12	11	19
TR714 Nevşehir	129	185	17	20	13	13	16	275	16	12	19	276	22	13	21	274	13	11	18
TR715 Kırşehir	142	174	17	19	11	11	16	243	14	10	18	299	19	12	19	207	11	9	16
TR721 Kayseri	227	314	21	24	17	16	26	394	19	13	22	383	24	14	22	403	17	13	23
TR722 Sivas	109	200	16	21	15	14	17	320	15	12	20	351	19	13	22	297	12	11	19
TR723 Yozgat	113	119	16	18	14	14	15	226	14	12	17	296	19	13	18	189	11	10	15
TR811 Zonguldak	131	261	16	21	14	15	19	338	18	12	20	379	25	14	21	308	14	11	19
TR812 Karabük	174	162	19	20	13	12	17	283	18	10	17	346	27	13	18	239	14	9	16
TR813 Bartın	127	203	16	18	14	13	14	311	13	11	19	386	22	13	18	281	11	10	19
TR821 Kastamonu	128	174	16	20	14	13	18	215	16	11	19	298	26	13	21	186	13	11	18
TR822 Çankırı	129	171	17	20	16	15	16	214	15	11	15	289	22	13	19	180	13	10	13
TR823 Sinop	132	221	17	19	14	13	16	221	13	10	19	246	21	12	20	204	10	9	18
TR831 Samsun	145	255	18	22	13	13	21	408	18	12	23	398	24	13	23	418	14	11	24
TR832 Tokat	91	187	15	21	13	13	16	320	17	13	22	318	23	14	21	322	15	12	23
TR833 Çorum	116	203	16	21	15	13	19	276	18	11	17	301	24	12	19	255	14	10	16
TR834 Amasya	139	185	17	20	13	11	16	286	14	11	20	357	21	12	21	248	11	11	19
TR901 Trabzon	187	188	19	20	14	11	19	324	14	11	20	370	22	12	23	291	11	10	18
TR902 Ordu	179	202	19	21	15	13	21	332	16	11	21	349	23	12	21	322	13	11	21
TR903 Giresun	141	160	18	19	15	12	17	242	14	10	16	302	23	13	20	211	11	9	14
TR904 Rize	167	184	18	18	13	13	16	267	12	11	18	295	22	12	18	248	9	10	19

NOT. İstatistiki Bölge Birimleri Sınıflaması 3. düzey için açıklamalara bakınız.

NOTE. Please see the explanations for Statistical Regions level 3.

(1) Açıköğretim ortaokulu ve açıköğretim lisesi öğrencisi kapsanmamıştır.

(1) Open education students are not included.

(2) Toplam öğretmen, kadrolu ve sözleşmeli öğretmenleri kapsar.

(2) Total of teachers includes permanent and contractual teaching staff.

(3) İlkokul ve ortaokullarda derslik başına düşen öğrenci sayısı hesaplanırken; genellikle aynı dersliği ilkokul ve ortaokul birlikte kullandığından, ilkokul ve ortaokul birlikte değerlendirilmiştir.

(3) As the number of students per classroom is calculated on primary schools and lower secondary schools, primary schools and lower secondary schools are assessed together because they use the same classroom generally.

1.12 İstatistiki Bölge Birimleri Sınıflaması 3. düzey ve eğitim seviyesine göre okul, şube, öğretmen ve derslik başına düşen öğrenci sayısı (devam)

Number of students per school, division, teacher and classroom by level of education according to Statistical Regions Level 3 (continued)

[2016/'17 öğretim yılı - The educational year 2016/'17]

	İlkokul + Ortaokul (1) Primary School + Lower Secondary School (1)							**Ortaöğretim**(1) - Upper Secondary Education (1)											
	Okul School		**Şube** Division		**Öğretmen**(2) Teacher(2)		**Derslik** (3) Classroom (3)	**Ortaöğretim Toplamı** Upper Secondary Education Total				**Genel Ortaöğretim** General Secondary Education				**Mesleki ve Teknik Ortaöğretim** Vocational and technical Secondary Education			
İBBS - 3. Düzey SR - Level 3	**İlkokul** Primary School	**Ortaokul** Lower Secondary School	**İlkokul** Primary School	**Ortaokul** Lower Secondary School	**İlkokul** Primary School	**Ortaokul** Lower Secondary School	**İlkokul + Ortaokul** Primary School + Lower Secondary School	**Okul** School	**Şube** Division	**Öğretmen**(2) Teacher(2)	**Derslik** Classroom	**Okul** School	**Şube** Division	**Öğretmen**(2) Teacher(2)	**Derslik** Classroom	**Okul** School	**Şube** Division	**Öğretmen**(2) Teacher(2)	**Derslik** Classroom
TR905 Artvin	123	141	15	17	13	13	15	188	13	10	16	256	22	12	21	148	9	9	13
TR906 Gümüşhane	89	102	13	17	13	11	14	185	15	11	16	242	21	13	23	153	11	9	12
TRA11 Erzurum	72	188	13	22	16	16	21	325	15	13	21	377	22	14	22	283	11	12	19
TRA12 Erzincan	106	171	16	20	12	11	15	241	13	10	17	265	20	11	18	225	11	10	16
TRA13 Bayburt	89	79	15	16	14	12	15	260	18	12	18	390	37	14	20	206	13	11	16
TRA21 Ağrı	87	260	15	23	20	23	22	447	15	19	26	492	23	18	27	406	11	20	25
TRA22 Kars	60	143	13	21	16	16	17	323	15	15	21	343	20	16	22	304	12	15	20
TRA23 Iğdır	109	184	16	21	17	16	21	392	18	15	23	407	19	16	24	372	16	15	22
TRA24 Ardahan	63	127	13	20	14	16	15	227	11	14	14	317	19	19	15	193	9	12	13
TRB11 Malatya	153	242	19	23	14	13	22	378	16	12	24	344	21	13	24	414	14	11	24
TRB12 Elazığ	164	301	18	24	15	15	26	400	18	12	23	424	24	13	24	379	14	11	22
TRB13 Bingöl	82	241	14	22	16	16	20	315	16	13	21	368	23	14	24	277	13	12	19
TRB14 Tunceli	97	119	13	15	11	9	12	112	10	8	10	170	17	11	14	69	5	6	7
TRB21 Van	122	332	19	26	20	22	28	503	18	17	26	530	29	17	26	486	15	17	25
TRB22 Muş	93	224	16	24	19	21	20	394	14	17	23	393	24	19	29	395	12	16	21
TRB23 Bitlis	69	194	13	22	17	18	19	348	15	16	24	397	24	19	27	313	11	15	23
TRB24 Hakkari	100	269	17	24	21	24	29	422	18	21	32	367	18	21	27	463	18	21	37
TRC11 Gaziantep	342	503	25	27	21	20	32	538	21	16	26	543	25	16	24	533	18	15	28
TRC12 Adıyaman	103	250	16	24	17	15	25	419	15	13	26	460	21	14	27	396	12	13	25
TRC13 Kilis	128	294	19	26	20	19	22	395	20	15	22	507	28	14	26	353	17	15	20
TRC21 Şanlıurfa	170	302	23	29	24	23	34	483	17	17	24	531	23	18	27	449	13	16	22
TRC22 Diyarbakır	154	384	21	26	20	20	31	492	17	17	28	436	23	17	26	544	15	17	29
TRC31 Mardin	125	246	19	25	20	19	29	404	15	16	24	456	20	17	27	364	12	15	22
TRC32 Batman	136	336	19	27	20	20	27	517	22	15	26	522	26	16	27	509	18	14	25
TRC33 Şırnak	174	238	23	27	25	24	29	461	17	21	26	412	22	21	23	492	15	20	29
TRC34 Siirt	103	249	17	26	19	21	23	350	15	15	24	400	26	16	26	320	11	15	23

NOT. İstatistiki Bölge Birimleri Sınıflaması 3. düzey için açıklamalara bakınız.

(1) Açıköğretim ortaokulu ve açıköğretim lisesi öğrencisi kapsanmamıştır.

(2) Toplam öğretmen, kadrolu ve sözleşmeli öğretmenleri kapsar.

(3) İlkokul ve ortaokullarda derslik başına düşen öğrenci sayısı hesaplanırken; genellikle aynı dersliği ilkokul ve ortaokul birlikte kullandığından, ilkokul ve ortaokul birlikte değerlendirilmiştir.

NOTE. Please see the explanations for Statistical Regions level 3.

(1) Open education students are not included.

(2) Total of teachers includes permanent and contractual teaching staff.

(3) As the number of students per classroom is calculated on primary schools and lower secondary schools, primary schools and lower secondary schools are assessed together because they use the same classroom generally.

1.13 İstatistiki Bölge Birimleri Sınıflaması 3. düzey, yerleşim yeri ve eğitim seviyesine göre mezun olan öğrenci sayısı

Number of graduates by settlement place and level of education according to Statistical Regions Level 3

[2015/'16 Öğretim yılı sonu - End of the educational year 2015/'16]

					Ortaöğretim - Upper Secondary Education								
		8. Sınıfı Bitiren Öğrenci Sayısı Number of Students Who Completed 8. Grade			**Ortaöğretim Toplamı** Total of Secondary Education			**Genel Ortaöğretim** General Secondary Education			**Mesleki ve Teknik Ortaöğretim** Vocational and Technical Secondary Education		
İBBS - 3. Düzey SR - Level 3		**Toplam** Total	**Erkek** Male	**Kadın** Female	**Toplam** Total	**Erkek** Male	**Kadın** Female	**Toplam** Total	**Erkek** Male	**Kadın** Female	**Toplam** Total	**Erkek** Male	**Kadın** Female
TR Türkiye	**Toplam - Total**	**1 161 901**	**601 353**	**560 548**	**987 634**	**484 350**	**503 284**	**472 169**	**225 684**	**246 485**	**515 465**	**258 666**	**256 799**
TR Turkey	**Şehir - City**	**1 093 754**	**565 881**	**527 873**	**981 035**	**481 045**	**499 990**	**470 406**	**224 882**	**245 524**	**510 629**	**256 163**	**254 466**
	Köy - Village	**68 147**	**35 472**	**32 675**	**6 599**	**3 305**	**3 294**	**1 763**	**802**	**961**	**4 836**	**2 503**	**2 333**
TR100 İstanbul	**Toplam - Total**	**202 282**	**104 718**	**97 564**	**174 411**	**83 893**	**90 518**	**83 990**	**41 893**	**42 097**	**90 421**	**42 000**	**48 421**
	Şehir - City	202 282	104 718	97 564	174 411	83 893	90 518	83 990	41 893	42 097	90 421	42 000	48 421
	Köy - Village	-	-	-	-	-	-	-	-	-	-	-	-
TR211 Tekirdağ	**Toplam - Total**	**12 372**	**6 477**	**5 895**	**11 095**	**5 452**	**5 643**	**5 296**	**2 327**	**2 969**	**5 799**	**3 125**	**2 674**
	Şehir - City	12 372	6 477	5 895	11 095	5 452	5 643	5 296	2 327	2 969	5 799	3 125	2 674
	Köy - Village	-	-	-	-	-	-	-	-	-	-	-	-
TR212 Edirne	**Toplam - Total**	**3 784**	**1 954**	**1 830**	**4 233**	**2 169**	**2 064**	**1 999**	**878**	**1 121**	**2 234**	**1 291**	**943**
	Şehir - City	3 179	1 624	1 555	4 179	2 149	2 030	1 945	858	1 087	2 234	1 291	943
	Köy - Village	605	330	275	54	20	34	54	20	34	-	-	-
TR213 Kırklareli	**Toplam - Total**	**3 670**	**1 837**	**1 833**	**3 958**	**2 041**	**1 917**	**1 871**	**877**	**994**	**2 087**	**1 164**	**923**
	Şehir - City	3 080	1 533	1 547	3 831	1 968	1 863	1 844	864	980	1 987	1 104	883
	Köy - Village	590	304	286	127	73	54	27	13	14	100	60	40
TR221 Balıkesir	**Toplam - Total**	**13 756**	**7 023**	**6 733**	**14 128**	**7 096**	**7 032**	**6 495**	**2 921**	**3 574**	**7 633**	**4 175**	**3 458**
	Şehir - City	13 756	7 023	6 733	14 128	7 096	7 032	6 495	2 921	3 574	7 633	4 175	3 458
	Köy - Village	-	-	-	-	-	-	-	-	-	-	-	-
TR222 Çanakkale	**Toplam - Total**	**5 267**	**2 718**	**2 549**	**5 416**	**2 725**	**2 691**	**2 973**	**1 292**	**1 681**	**2 443**	**1 433**	**1 010**
	Şehir - City	3 985	2 051	1 934	4 911	2 468	2 443	2 713	1 179	1 534	2 198	1 289	909
	Köy - Village	1 282	667	615	505	257	248	260	113	147	245	144	101
TR310 İzmir	**Toplam - Total**	**48 811**	**25 039**	**23 772**	**44 799**	**21 569**	**23 230**	**20 990**	**9 629**	**11 361**	**23 809**	**11 940**	**11 869**
	Şehir - City	48 811	25 039	23 772	44 799	21 569	23 230	20 990	9 629	11 361	23 809	11 940	11 869
	Köy - Village	-	-	-	-	-	-	-	-	-	-	-	-
TR321 Aydın	**Toplam - Total**	**13 165**	**6 746**	**6 419**	**12 068**	**5 959**	**6 109**	**6 152**	**2 771**	**3 381**	**5 916**	**3 188**	**2 728**
	Şehir - City	13 165	6 746	6 419	12 068	5 959	6 109	6 152	2 771	3 381	5 916	3 188	2 728
	Köy - Village	-	-	-	-	-	-	-	-	-	-	-	-
TR322 Denizli	**Toplam - Total**	**13 747**	**7 086**	**6 661**	**12 601**	**6 191**	**6 410**	**5 811**	**2 688**	**3 123**	**6 790**	**3 503**	**3 287**
	Şehir - City	13 747	7 086	6 661	12 601	6 191	6 410	5 811	2 688	3 123	6 790	3 503	3 287
	Köy - Village	-	-	-	-	-	-	-	-	-	-	-	-
TR323 Muğla	**Toplam - Total**	**10 667**	**5 408**	**5 259**	**10 106**	**4 903**	**5 203**	**5 574**	**2 465**	**3 109**	**4 532**	**2 438**	**2 094**
	Şehir - City	10 667	5 408	5 259	10 106	4 903	5 203	5 574	2 465	3 109	4 532	2 438	2 094
	Köy - Village	-	-	-	-	-	-	-	-	-	-	-	-
TR331 Manisa	**Toplam - Total**	**18 062**	**9 366**	**8 696**	**16 523**	**8 236**	**8 287**	**7 724**	**3 382**	**4 342**	**8 799**	**4 854**	**3 945**
	Şehir - City	18 062	9 366	8 696	16 523	8 236	8 287	7 724	3 382	4 342	8 799	4 854	3 945
	Köy - Village	-	-	-	-	-	-	-	-	-	-	-	-
TR332 Afyonkarahisar	**Toplam - Total**	**10 329**	**5 413**	**4 916**	**8 026**	**3 850**	**4 176**	**3 426**	**1 544**	**1 882**	**4 600**	**2 306**	**2 294**
	Şehir - City	6 758	3 624	3 134	8 026	3 850	4 176	3 426	1 544	1 882	4 600	2 306	2 294
	Köy - Village	3 571	1 789	1 782	-	-	-	-	-	-	-	-	-
TR333 Kütahya	**Toplam - Total**	**7 089**	**3 655**	**3 434**	**7 097**	**3 509**	**3 588**	**3 112**	**1 449**	**1 663**	**3 985**	**2 060**	**1 925**
	Şehir - City	5 745	2 964	2 781	6 873	3 399	3 474	3 112	1 449	1 663	3 761	1 950	1 811
	Köy - Village	1 344	691	653	224	110	114	-	-	-	224	110	114
TR334 Uşak	**Toplam - Total**	**4 547**	**2 306**	**2 241**	**4 147**	**1 943**	**2 204**	**2 375**	**978**	**1 397**	**1 772**	**965**	**807**
	Şehir - City	3 681	1 875	1 806	4 140	1 937	2 203	2 375	978	1 397	1 765	959	806
	Köy - Village	866	431	435	7	6	1	-	-	-	7	6	1
TR411 Bursa	**Toplam - Total**	**39 162**	**20 449**	**18 713**	**36 775**	**18 245**	**18 530**	**14 883**	**6 991**	**7 892**	**21 892**	**11 254**	**10 638**
	Şehir - City	39 162	20 449	18 713	36 775	18 245	18 530	14 883	6 991	7 892	21 892	11 254	10 638
	Köy - Village	-	-	-	-	-	-	-	-	-	-	-	-
TR412 Eskişehir	**Toplam - Total**	**9 735**	**4 892**	**4 843**	**10 515**	**5 310**	**5 205**	**5 617**	**2 436**	**3 181**	**4 898**	**2 874**	**2 024**
	Şehir - City	9 735	4 892	4 843	10 515	5 310	5 205	5 617	2 436	3 181	4 898	2 874	2 024
	Köy - Village	-	-	-	-	-	-	-	-	-	-	-	-
TR413 Bilecik	**Toplam - Total**	**2 608**	**1 322**	**1 286**	**2 795**	**1 551**	**1 244**	**1 027**	**492**	**535**	**1 768**	**1 059**	**709**
	Şehir - City	2 370	1 190	1 180	2 795	1 551	1 244	1 027	492	535	1 768	1 059	709
	Köy - Village	238	132	106	-	-	-	-	-	-	-	-	-

Not. Açıköğretim ortaokulu ve açıköğretim lisesi öğrencileri dahildir. Note. Open education students are included.

1.13 İstatistiki Bölge Birimleri Sınıflaması 3. düzey, yerleşim yeri ve eğitim seviyesine göre mezun olan öğrenci sayısı (devam)
Number of graduates by settlement place and level of education according to Statistical Regions Level 3 (continued)
[2015/'16 Öğretim yılı sonu - End of the educational year 2015/'16]

					Ortaöğretim - Upper Secondary Education								
		8. Sınıfı Bitiren Öğrenci Sayısı Number of Students Who Completed 8. Grade			**Ortaöğretim Toplamı** Total of Secondary Education			**Genel Ortaöğretim** General Secondary Education			**Mesleki ve Teknik Ortaöğretim** Vocational and Technical Secondary Education		
İBBS - 3. Düzey SR - Level 3		**Toplam** Total	**Erkek** Male	**Kadın** Female	**Toplam** Total	**Erkek** Male	**Kadın** Female	**Toplam** Total	**Erkek** Male	**Kadın** Female	**Toplam** Total	**Erkek** Male	**Kadın** Female
TR421 Kocaeli	**Toplam - Total**	**26 460**	**13 555**	**12 905**	**22 721**	**11 302**	**11 419**	**10 548**	**5 193**	**5 355**	**12 173**	**6 109**	**6 064**
	Şehir - City	26 460	13 555	12 905	22 721	11 302	11 419	10 548	5 193	5 355	12 173	6 109	6 064
	Köy - Village	-	-	-	-	-	-	-	-	-	-	-	-
TR422 Sakarya	**Toplam - Total**	**14 259**	**7 253**	**7 006**	**12 094**	**5 862**	**6 232**	**4 799**	**2 142**	**2 657**	**7 295**	**3 720**	**3 575**
	Şehir - City	14 259	7 253	7 006	12 094	5 862	6 232	4 799	2 142	2 657	7 295	3 720	3 575
	Köy - Village	-	-	-	-	-	-	-	-	-	-	-	-
TR423 Düzce	**Toplam - Total**	**5 313**	**2 664**	**2 649**	**4 384**	**2 156**	**2 228**	**1 796**	**793**	**1 003**	**2 588**	**1 363**	**1 225**
	Şehir - City	4 278	2 162	2 116	4 318	2 122	2 196	1 770	774	996	2 548	1 348	1 200
	Köy - Village	1 035	502	533	66	34	32	26	19	7	40	15	25
TR424 Bolu	**Toplam - Total**	**3 582**	**1 853**	**1 729**	**4 023**	**2 164**	**1 859**	**1 669**	**715**	**954**	**2 354**	**1 449**	**905**
	Şehir - City	3 144	1 633	1 511	4 009	2 159	1 850	1 669	715	954	2 340	1 444	896
	Köy - Village	438	220	218	14	5	9	-	-	-	14	5	9
TR425 Yalova	**Toplam - Total**	**3 061**	**1 544**	**1 517**	**2 807**	**1 408**	**1 399**	**1 396**	**674**	**722**	**1 411**	**734**	**677**
	Şehir - City	2 389	1 190	1 199	2 441	1 163	1 278	1 207	584	623	1 234	579	655
	Köy - Village	672	354	318	366	245	121	189	90	99	177	155	22
TR510 Ankara	**Toplam - Total**	**71 741**	**36 438**	**35 303**	**69 538**	**34 118**	**35 420**	**36 018**	**17 258**	**18 760**	**33 520**	**16 860**	**16 660**
	Şehir - City	71 741	36 438	35 303	69 538	34 118	35 420	36 018	17 258	18 760	33 520	16 860	16 660
	Köy - Village	-	-	-	-	-	-	-	-	-	-	-	-
TR521 Konya	**Toplam - Total**	**34 032**	**17 373**	**16 659**	**28 355**	**13 702**	**14 653**	**11 362**	**5 425**	**5 937**	**16 993**	**8 277**	**8 716**
	Şehir - City	34 032	17 373	16 659	28 355	13 702	14 653	11 362	5 425	5 937	16 993	8 277	8 716
	Köy - Village	-	-	-	-	-	-	-	-	-	-	-	-
TR522 Karaman	**Toplam - Total**	**3 636**	**1 868**	**1 768**	**3 096**	**1 327**	**1 769**	**1 654**	**758**	**896**	**1 442**	**569**	**873**
	Şehir - City	2 980	1 528	1 452	3 020	1 300	1 720	1 654	758	896	1 366	542	824
	Köy - Village	656	340	316	76	27	49	-	-	-	76	27	49
TR611 Antalya	**Toplam - Total**	**30 611**	**15 619**	**14 992**	**27 895**	**13 405**	**14 490**	**15 294**	**7 288**	**8 006**	**12 601**	**6 117**	**6 484**
	Şehir - City	30 611	15 619	14 992	27 895	13 405	14 490	15 294	7 288	8 006	12 601	6 117	6 484
	Köy - Village	-	-	-	-	-	-	-	-	-	-	-	-
TR612 Isparta	**Toplam - Total**	**5 401**	**2 776**	**2 625**	**5 443**	**2 684**	**2 759**	**2 442**	**1 144**	**1 298**	**3 001**	**1 540**	**1 461**
	Şehir - City	4 350	2 228	2 122	5 418	2 670	2 748	2 417	1 130	1 287	3 001	1 540	1 461
	Köy - Village	1 051	548	503	25	14	11	25	14	11	-	-	-
TR613 Burdur	**Toplam - Total**	**3 073**	**1 606**	**1 467**	**3 153**	**1 565**	**1 588**	**1 524**	**651**	**873**	**1 629**	**914**	**715**
	Şehir - City	2 401	1 230	1 171	3 106	1 543	1 563	1 477	629	848	1 629	914	715
	Köy - Village	672	376	296	47	22	25	47	22	25	-	-	-
TR621 Adana	**Toplam - Total**	**34 016**	**17 766**	**16 250**	**30 002**	**14 798**	**15 204**	**16 459**	**7 578**	**8 881**	**13 543**	**7 220**	**6 323**
	Şehir - City	34 016	17 766	16 250	30 002	14 798	15 204	16 459	7 578	8 881	13 543	7 220	6 323
	Köy - Village	-	-	-	-	-	-	-	-	-	-	-	-
TR622 Mersin	**Toplam - Total**	**27 247**	**14 198**	**13 049**	**23 932**	**11 530**	**12 402**	**12 165**	**5 504**	**6 661**	**11 767**	**6 026**	**5 741**
	Şehir - City	27 247	14 198	13 049	23 932	11 530	12 402	12 165	5 504	6 661	11 767	6 026	5 741
	Köy - Village	-	-	-	-	-	-	-	-	-	-	-	-
TR631 Hatay	**Toplam - Total**	**26 049**	**13 436**	**12 613**	**21 509**	**10 721**	**10 788**	**10 027**	**4 657**	**5 370**	**11 482**	**6 064**	**5 418**
	Şehir - City	26 049	13 436	12 613	21 509	10 721	10 788	10 027	4 657	5 370	11 482	6 064	5 418
	Köy - Village	-	-	-	-	-	-	-	-	-	-	-	-
TR632 Kahramanmaraş	**Toplam - Total**	**20 673**	**10 674**	**9 999**	**14 781**	**7 511**	**7 270**	**6 347**	**3 081**	**3 266**	**8 434**	**4 430**	**4 004**
	Şehir - City	20 673	10 674	9 999	14 781	7 511	7 270	6 347	3 081	3 266	8 434	4 430	4 004
	Köy - Village	-	-	-	-	-	-	-	-	-	-	-	-
TR633 Osmaniye	**Toplam - Total**	**9 048**	**4 690**	**4 358**	**8 149**	**3 939**	**4 210**	**3 604**	**1 663**	**1 941**	**4 545**	**2 276**	**2 269**
	Şehir - City	7 692	3 984	3 708	8 091	3 912	4 179	3 604	1 663	1 941	4 487	2 249	2 238
	Köy - Village	1 356	706	650	58	27	31	-	-	-	58	27	31
TR711 Kırıkkale	**Toplam - Total**	**3 786**	**1 954**	**1 832**	**3 896**	**1 922**	**1 974**	**1 599**	**712**	**887**	**2 297**	**1 210**	**1 087**
	Şehir - City	3 521	1 827	1 694	3 845	1 901	1 944	1 594	709	885	2 251	1 192	1 059
	Köy - Village	265	127	138	51	21	30	5	3	2	46	18	28
TR712 Aksaray	**Toplam - Total**	**6 231**	**3 172**	**3 059**	**5 179**	**2 705**	**2 474**	**2 490**	**1 057**	**1 433**	**2 689**	**1 648**	**1 041**
	Şehir - City	4 355	2 225	2 130	4 830	2 559	2 271	2 240	956	1 284	2 590	1 603	987
	Köy - Village	1 876	947	929	349	146	203	250	101	149	99	45	54

Not. Açıköğretim ortaokulu ve açıköğretim lisesi öğrencileri dahildir. Note. Open education students are included.

1.13 İstatistiki Bölge Birimleri Sınıflaması 3. düzey, yerleşim yeri ve eğitim seviyesine göre mezun olan öğrenci sayısı (devam)
Number of graduates by settlement place and level of education according to Statistical Regions Level 3 (continued)
[2015/'16 Öğretim yılı sonu - End of the educational year 2015/'16]

					Ortaöğretim - Upper Secondary Education								
		8. Sınıfı Bitiren Öğrenci Sayısı Number of Students Who Completed 8. Grade			**Ortaöğretim Toplamı** Total of Secondary Education			**Genel Ortaöğretim** General Secondary Education			**Mesleki ve Teknik Ortaöğretim** Vocational and Technical Secondary Education		
İBBS - 3. Düzey SR - Level 3		**Toplam** Total	**Erkek** Male	**Kadın** Female	**Toplam** Total	**Erkek** Male	**Kadın** Female	**Toplam** Total	**Erkek** Male	**Kadın** Female	**Toplam** Total	**Erkek** Male	**Kadın** Female
TR713 Niğde	**Toplam - Total**	**5 710**	**2 938**	**2 772**	**4 416**	**2 141**	**2 275**	**2 022**	**883**	**1 139**	**2 394**	**1 258**	**1 136**
	Şehir - City	3 534	1 825	1 709	4 187	2 025	2 162	2 014	877	1 137	2 173	1 148	1 025
	Köy - Village	2 176	1 113	1 063	229	116	113	8	6	2	221	110	111
TR714 Nevşehir	**Toplam - Total**	**4 201**	**2 172**	**2 029**	**3 758**	**1 843**	**1 915**	**1 842**	**845**	**997**	**1 916**	**998**	**918**
	Şehir - City	3 005	1 542	1 463	3 586	1 755	1 831	1 699	778	921	1 887	977	910
	Köy - Village	1 196	630	566	172	88	84	143	67	76	29	21	8
TR715 Kırşehir	**Toplam - Total**	**3 204**	**1 634**	**1 570**	**3 306**	**1 711**	**1 595**	**1 637**	**773**	**864**	**1 669**	**938**	**731**
	Şehir - City	2 805	1 447	1 358	3 306	1 711	1 595	1 637	773	864	1 669	938	731
	Köy - Village	399	187	212	-	-	-	-	-	-	-	-	-
TR721 Kayseri	**Toplam - Total**	**20 796**	**10 668**	**10 128**	**17 540**	**8 449**	**9 091**	**8 453**	**3 923**	**4 530**	**9 087**	**4 526**	**4 561**
	Şehir - City	20 796	10 668	10 128	17 540	8 449	9 091	8 453	3 923	4 530	9 087	4 526	4 561
	Köy - Village	-	-	-	-	-	-	-	-	-	-	-	-
TR722 Sivas	**Toplam - Total**	**9 629**	**4 842**	**4 787**	**8 318**	**4 038**	**4 280**	**3 993**	**1 856**	**2 137**	**4 325**	**2 182**	**2 143**
	Şehir - City	7 893	3 980	3 913	8 095	3 940	4 155	3 928	1 830	2 098	4 167	2 110	2 057
	Köy - Village	1 736	862	874	223	98	125	65	26	39	158	72	86
TR723 Yozgat	**Toplam - Total**	**6 188**	**3 143**	**3 045**	**5 737**	**2 772**	**2 965**	**2 521**	**1 098**	**1 423**	**3 216**	**1 674**	**1 542**
	Şehir - City	4 598	2 365	2 233	5 583	2 683	2 900	2 521	1 098	1 423	3 062	1 585	1 477
	Köy - Village	1 590	778	812	154	89	65	-	-	-	154	89	65
TR811 Zonguldak	**Toplam - Total**	**8 133**	**4 066**	**4 067**	**7 161**	**3 623**	**3 538**	**3 208**	**1 417**	**1 791**	**3 953**	**2 206**	**1 747**
	Şehir - City	5 592	2 781	2 811	6 629	3 411	3 218	3 116	1 377	1 739	3 513	2 034	1 479
	Köy - Village	2 541	1 285	1 256	532	212	320	92	40	52	440	172	268
TR812 Karabük	**Toplam - Total**	**2 911**	**1 503**	**1 408**	**3 132**	**1 563**	**1 569**	**1 592**	**705**	**887**	**1 540**	**858**	**682**
	Şehir - City	2 707	1 399	1 308	3 079	1 534	1 545	1 592	705	887	1 487	829	658
	Köy - Village	204	104	100	53	29	24	-	-	-	53	29	24
TR813 Bartın	**Toplam - Total**	**2 500**	**1 257**	**1 243**	**2 210**	**1 058**	**1 152**	**766**	**332**	**434**	**1 444**	**726**	**718**
	Şehir - City	1 318	675	643	1 956	948	1 008	766	332	434	1 190	616	574
	Köy - Village	1 182	582	600	254	110	144	-	-	-	254	110	144
TR821 Kastamonu	**Toplam - Total**	**4 530**	**2 242**	**2 288**	**4 336**	**2 230**	**2 106**	**1 811**	**811**	**1 000**	**2 525**	**1 419**	**1 106**
	Şehir - City	3 670	1 816	1 854	4 283	2 213	2 070	1 811	811	1 000	2 472	1 402	1 070
	Köy - Village	860	426	434	53	17	36	-	-	-	53	17	36
TR822 Çankırı	**Toplam - Total**	**2 084**	**1 079**	**1 005**	**2 083**	**1 058**	**1 025**	**852**	**370**	**482**	**1 231**	**688**	**543**
	Şehir - City	1 975	1 026	949	2 083	1 058	1 025	852	370	482	1 231	688	543
	Köy - Village	109	53	56	-	-	-	-	-	-	-	-	-
TR823 Sinop	**Toplam - Total**	**2 564**	**1 328**	**1 236**	**2 409**	**1 166**	**1 243**	**1 150**	**486**	**664**	**1 259**	**680**	**579**
	Şehir - City	2 197	1 148	1 049	2 409	1 166	1 243	1 150	486	664	1 259	680	579
	Köy - Village	367	180	187	-	-	-	-	-	-	-	-	-
TR831 Samsun	**Toplam - Total**	**19 392**	**9 826**	**9 566**	**17 466**	**8 302**	**9 164**	**8 144**	**3 589**	**4 555**	**9 322**	**4 713**	**4 609**
	Şehir - City	19 392	9 826	9 566	17 466	8 302	9 164	8 144	3 589	4 555	9 322	4 713	4 609
	Köy - Village	-	-	-	-	-	-	-	-	-	-	-	-
TR832 Tokat	**Toplam - Total**	**8 698**	**4 496**	**4 202**	**8 879**	**4 473**	**4 406**	**3 685**	**1 689**	**1 996**	**5 194**	**2 784**	**2 410**
	Şehir - City	6 697	3 475	3 222	8 797	4 424	4 373	3 685	1 689	1 996	5 112	2 735	2 377
	Köy - Village	2 001	1 021	980	82	49	33	-	-	-	82	49	33
TR833 Çorum	**Toplam - Total**	**7 732**	**3 869**	**3 863**	**7 219**	**3 512**	**3 707**	**3 525**	**1 604**	**1 921**	**3 694**	**1 908**	**1 786**
	Şehir - City	6 604	3 321	3 283	7 184	3 489	3 695	3 525	1 604	1 921	3 659	1 885	1 774
	Köy - Village	1 128	548	580	35	23	12	-	-	-	35	23	12
TR834 Amasya	**Toplam - Total**	**4 471**	**2 286**	**2 185**	**4 586**	**2 240**	**2 346**	**2 023**	**893**	**1 130**	**2 563**	**1 347**	**1 216**
	Şehir - City	3 657	1 880	1 777	4 469	2 144	2 325	2 023	893	1 130	2 446	1 251	1 195
	Köy - Village	814	406	408	117	96	21	-	-	-	117	96	21
TR901 Trabzon	**Toplam - Total**	**10 605**	**5 397**	**5 208**	**10 933**	**5 231**	**5 702**	**4 783**	**2 248**	**2 535**	**6 150**	**2 983**	**3 167**
	Şehir - City	10 605	5 397	5 208	10 933	5 231	5 702	4 783	2 248	2 535	6 150	2 983	3 167
	Köy - Village	-	-	-	-	-	-	-	-	-	-	-	-
TR902 Ordu	**Toplam - Total**	**10 545**	**5 324**	**5 221**	**10 277**	**5 174**	**5 103**	**4 113**	**1 775**	**2 338**	**6 164**	**3 399**	**2 765**
	Şehir - City	10 545	5 324	5 221	10 277	5 174	5 103	4 113	1 775	2 338	6 164	3 399	2 765
	Köy - Village	-	-	-	-	-	-	-	-	-	-	-	-
TR903 Giresun	**Toplam - Total**	**5 579**	**2 845**	**2 734**	**5 880**	**2 892**	**2 988**	**2 367**	**1 056**	**1 311**	**3 513**	**1 836**	**1 677**
	Şehir - City	4 377	2 233	2 144	5 831	2 877	2 954	2 346	1 050	1 296	3 485	1 827	1 658
	Köy - Village	1 202	612	590	49	15	34	21	6	15	28	9	19

Not. Açıköğretim ortaokulu ve açıköğretim lisesi öğrencileri dahildir. Note. Open education students are included.

1.13 İstatistiki Bölge Birimleri Sınıflaması 3. düzey, yerleşim yeri ve eğitim seviyesine göre mezun olan öğrenci sayısı (devam)

Number of graduates by settlement place and level of education according to Statistical Regions Level 3 (continued)

[2015/'16 Öğretim yılı sonu - End of the educational year 2015/'16]

		8. Sınıfı Bitiren Öğrenci Sayısı Number of Students Who Completed 8. Grade			Ortaöğretim - Upper Secondary Education: Ortaöğretim Toplamı Total of Secondary Education			Genel Ortaöğretim General Secondary Education			Mesleki ve Teknik Ortaöğretim Vocational and Technical Secondary Education		
İBBS - 3. Düzey SR - Level 3		**Toplam** Total	**Erkek** Male	**Kadın** Female	**Toplam** Total	**Erkek** Male	**Kadın** Female	**Toplam** Total	**Erkek** Male	**Kadın** Female	**Toplam** Total	**Erkek** Male	**Kadın** Female
TR904 Rize	**Toplam - Total**	**4 634**	**2 402**	**2 232**	**4 876**	**2 434**	**2 442**	**2 241**	**1 037**	**1 204**	**2 635**	**1 397**	**1 238**
	Şehir - City	3 870	1 993	1 877	4 703	2 342	2 361	2 100	974	1 126	2 603	1 368	1 235
	Köy - Village	764	409	355	173	92	81	141	63	78	32	29	3
TR905 Artvin	**Toplam - Total**	**2 061**	**1 054**	**1 007**	**2 349**	**1 129**	**1 220**	**1 151**	**492**	**659**	**1 198**	**637**	**561**
	Şehir - City	1 570	785	785	2 164	1 008	1 156	1 078	457	621	1 086	551	535
	Köy - Village	491	269	222	185	121	64	73	35	38	112	86	26
TR906 Gümüşhane	**Toplam - Total**	**1 513**	**811**	**702**	**1 815**	**864**	**951**	**750**	**376**	**374**	**1 065**	**488**	**577**
	Şehir - City	1 184	636	548	1 794	849	945	729	361	368	1 065	488	577
	Köy - Village	329	175	154	21	15	6	21	15	6	-	-	-
TRA11 Erzurum	**Toplam - Total**	**13 336**	**6 820**	**6 516**	**9 420**	**4 669**	**4 751**	**4 708**	**2 370**	**2 338**	**4 712**	**2 299**	**2 413**
	Şehir - City	13 336	6 820	6 516	9 420	4 669	4 751	4 708	2 370	2 338	4 712	2 299	2 413
	Köy - Village	-	-	-	-	-	-	-	-	-	-	-	-
TRA12 Erzincan	**Toplam - Total**	**3 015**	**1 581**	**1 434**	**3 043**	**1 543**	**1 500**	**1 306**	**606**	**700**	**1 737**	**937**	**800**
	Şehir - City	2 174	1 121	1 053	2 957	1 499	1 458	1 285	598	687	1 672	901	771
	Köy - Village	841	460	381	86	44	42	21	8	13	65	36	29
TRA13 Bayburt	**Toplam - Total**	**1 137**	**610**	**527**	**1 143**	**549**	**594**	**524**	**261**	**263**	**619**	**288**	**331**
	Şehir - City	803	436	367	1 118	540	578	524	261	263	594	279	315
	Köy - Village	334	174	160	25	9	16	-	-	-	25	9	16
TRA21 Ağrı	**Toplam - Total**	**10 545**	**5 495**	**5 050**	**5 090**	**2 540**	**2 550**	**2 523**	**1 359**	**1 164**	**2 567**	**1 181**	**1 386**
	Şehir - City	7 288	3 726	3 562	5 090	2 540	2 550	2 523	1 359	1 164	2 567	1 181	1 386
	Köy - Village	3 257	1 769	1 488	-	-	-	-	-	-	-	-	-
TRA22 Kars	**Toplam - Total**	**4 935**	**2 646**	**2 289**	**3 052**	**1 414**	**1 638**	**1 718**	**802**	**916**	**1 334**	**612**	**722**
	Şehir - City	2 813	1 508	1 305	2 990	1 378	1 612	1 674	776	898	1 316	602	714
	Köy - Village	2 122	1 138	984	62	36	26	44	26	18	18	10	8
TRA23 Iğdır	**Toplam - Total**	**3 628**	**1 809**	**1 819**	**2 528**	**1 105**	**1 423**	**1 517**	**652**	**865**	**1 011**	**453**	**558**
	Şehir - City	2 330	1 127	1 203	2 507	1 094	1 413	1 517	652	865	990	442	548
	Köy - Village	1 298	682	616	21	11	10	-	-	-	21	11	10
TRA24 Ardahan	**Toplam - Total**	**1 488**	**781**	**707**	**1 289**	**621**	**668**	**383**	**173**	**210**	**906**	**448**	**458**
	Şehir - City	838	437	401	1 265	606	659	371	165	206	894	441	453
	Köy - Village	650	344	306	24	15	9	12	8	4	12	7	5
TRB11 Malatya	**Toplam - Total**	**12 270**	**6 257**	**6 013**	**11 884**	**5 956**	**5 928**	**6 342**	**3 134**	**3 208**	**5 542**	**2 822**	**2 720**
	Şehir - City	12 270	6 257	6 013	11 884	5 956	5 928	6 342	3 134	3 208	5 542	2 822	2 720
	Köy - Village	-	-	-	-	-	-	-	-	-	-	-	-
TRB12 Elazığ	**Toplam - Total**	**8 490**	**4 435**	**4 055**	**8 381**	**4 082**	**4 299**	**4 158**	**1 991**	**2 167**	**4 223**	**2 091**	**2 132**
	Şehir - City	7 032	3 653	3 379	8 227	4 003	4 224	4 131	1 974	2 157	4 096	2 029	2 067
	Köy - Village	1 458	782	676	154	79	75	27	17	10	127	62	65
TRB13 Bingöl	**Toplam - Total**	**4 298**	**2 322**	**1 976**	**3 776**	**1 936**	**1 840**	**1 752**	**970**	**782**	**2 024**	**966**	**1 058**
	Şehir - City	2 952	1 557	1 395	3 776	1 936	1 840	1 752	970	782	2 024	966	1 058
	Köy - Village	1 346	765	581	-	-	-	-	-	-	-	-	-
TRB14 Tunceli	**Toplam - Total**	**744**	**366**	**378**	**816**	**411**	**405**	**409**	**195**	**214**	**407**	**216**	**191**
	Şehir - City	626	310	316	793	400	393	386	184	202	407	216	191
	Köy - Village	118	56	62	23	11	12	23	11	12	-	-	-
TRB21 Van	**Toplam - Total**	**22 132**	**11 824**	**10 308**	**12 578**	**6 127**	**6 451**	**5 576**	**3 054**	**2 522**	**7 002**	**3 073**	**3 929**
	Şehir - City	22 132	11 824	10 308	12 578	6 127	6 451	5 576	3 054	2 522	7 002	3 073	3 929
	Köy - Village	-	-	-	-	-	-	-	-	-	-	-	-
TRB22 Muş	**Toplam - Total**	**7 916**	**4 393**	**3 523**	**4 164**	**2 276**	**1 888**	**1 877**	**1 050**	**827**	**2 287**	**1 226**	**1 061**
	Şehir - City	4 181	2 195	1 986	3 925	2 173	1 752	1 800	1 019	781	2 125	1 154	971
	Köy - Village	3 735	2 198	1 537	239	103	136	77	31	46	162	72	90
TRB23 Bitlis	**Toplam - Total**	**7 112**	**3 855**	**3 257**	**4 009**	**2 234**	**1 775**	**2 061**	**1 268**	**793**	**1 948**	**966**	**982**
	Şehir - City	4 538	2 558	1 980	4 009	2 234	1 775	2 061	1 268	793	1 948	966	982
	Köy - Village	2 574	1 297	1 277	-	-	-	-	-	-	-	-	-
TRB24 Hakkari	**Toplam - Total**	**3 982**	**2 062**	**1 920**	**3 330**	**1 558**	**1 772**	**1 455**	**670**	**785**	**1 875**	**888**	**987**
	Şehir - City	2 277	1 140	1 137	3 175	1 470	1 705	1 455	670	785	1 720	800	920
	Köy - Village	1 705	922	783	155	88	67	-	-	-	155	88	67

Not. Açıköğretim ortaokulu ve açıköğretim lisesi öğrencileri dahildir. Note. Open education students are included.

1.13 İstatistiki Bölge Birimleri Sınıflaması 3. düzey, yerleşim yeri ve eğitim seviyesine göre mezun olan öğrenci sayısı (devam)

Number of graduates by settlement place and level of education according to Statistical Regions Level 3 (continued)

[2015/'16 Öğretim yılı sonu - End of the educational year 2015/'16]

					Ortaöğretim - Upper Secondary Education								
		8. Sınıfı Bitiren Öğrenci Sayısı Number of Students Who Completed 8. Grade			**Ortaöğretim Toplamı** Total of Secondary Education			**Genel Ortaöğretim** General Secondary Education			**Mesleki ve Teknik Ortaöğretim** Vocational and Technical Secondary Education		
İBBS - 3. Düzey SR - Level 3		**Toplam** Total	**Erkek** Male	**Kadın** Female	**Toplam** Total	**Erkek** Male	**Kadın** Female	**Toplam** Total	**Erkek** Male	**Kadın** Female	**Toplam** Total	**Erkek** Male	**Kadın** Female
TRC11 Gaziantep	**Toplam - Total**	**34 231**	**17 823**	**16 408**	**22 604**	**10 582**	**12 022**	**10 661**	**5 251**	**5 410**	**11 943**	**5 331**	**6 612**
	Şehir - City	34 231	17 823	16 408	22 604	10 582	12 022	10 661	5 251	5 410	11 943	5 331	6 612
	Köy - Village	-	-	-	-	-	-	-	-	-	-	-	-
TRC12 Adıyaman	**Toplam - Total**	**10 877**	**5 540**	**5 337**	**9 518**	**4 526**	**4 992**	**4 625**	**2 250**	**2 375**	**4 893**	**2 276**	**2 617**
	Şehir - City	7 410	3 767	3 643	8 925	4 244	4 681	4 513	2 202	2 311	4 412	2 042	2 370
	Köy - Village	3 467	1 773	1 694	593	282	311	112	48	64	481	234	247
TRC13 Kilis	**Toplam - Total**	**2 148**	**1 057**	**1 091**	**1 727**	**690**	**1 037**	**928**	**399**	**529**	**799**	**291**	**508**
	Şehir - City	1 746	865	881	1 727	690	1 037	928	399	529	799	291	508
	Köy - Village	402	192	210	-	-	-	-	-	-	-	-	-
TRC21 Şanlıurfa	**Toplam - Total**	**36 519**	**20 590**	**15 929**	**20 052**	**10 862**	**9 190**	**10 788**	**6 158**	**4 630**	**9 264**	**4 704**	**4 560**
	Şehir - City	36 519	20 590	15 929	20 052	10 862	9 190	10 788	6 158	4 630	9 264	4 704	4 560
	Köy - Village	-	-	-	-	-	-	-	-	-	-	-	-
TRC22 Diyarbakır	**Toplam - Total**	**32 368**	**17 085**	**15 283**	**22 052**	**10 784**	**11 268**	**10 821**	**5 590**	**5 231**	**11 231**	**5 194**	**6 037**
	Şehir - City	32 368	17 085	15 283	22 052	10 784	11 268	10 821	5 590	5 231	11 231	5 194	6 037
	Köy - Village	-	-	-	-	-	-	-	-	-	-	-	-
TRC31 Mardin	**Toplam - Total**	**15 785**	**8 421**	**7 364**	**10 428**	**5 112**	**5 316**	**5 885**	**3 099**	**2 786**	**4 543**	**2 013**	**2 530**
	Şehir - City	15 785	8 421	7 364	10 428	5 112	5 316	5 885	3 099	2 786	4 543	2 013	2 530
	Köy - Village	-	-	-	-	-	-	-	-	-	-	-	-
TRC32 Batman	**Toplam - Total**	**12 486**	**6 335**	**6 151**	**9 108**	**4 534**	**4 574**	**4 974**	**2 601**	**2 373**	**4 134**	**1 933**	**2 201**
	Şehir - City	10 225	5 133	5 092	8 891	4 447	4 444	4 974	2 601	2 373	3 917	1 846	2 071
	Köy - Village	2 261	1 202	1 059	217	87	130	-	-	-	217	87	130
TRC33 Şırnak	**Toplam - Total**	**10 300**	**5 326**	**4 974**	**5 153**	**2 613**	**2 540**	**2 074**	**1 050**	**1 024**	**3 079**	**1 563**	**1 516**
	Şehir - City	5 754	3 019	2 735	4 636	2 341	2 295	2 074	1 050	1 024	2 562	1 291	1 271
	Köy - Village	4 546	2 307	2 239	517	272	245	-	-	-	517	272	245
TRC34 Siirt	**Toplam - Total**	**7 207**	**3 890**	**3 317**	**4 153**	**2 262**	**1 891**	**1 967**	**1 167**	**800**	**2 186**	**1 095**	**1 091**
	Şehir - City	4 780	2 583	2 197	3 971	2 171	1 800	1 967	1 167	800	2 004	1 004	1 000
	Köy - Village	2 427	1 307	1 120	182	91	91	-	-	-	182	91	91

Not. Açıköğretim ortaokulu ve açıköğretim lisesi öğrencileri dahildir.

Note. Open education students are included.

1.14 İstatistiki Bölge Birimleri Sınıflaması 3. düzey, yerleşim yeri ve eğitim seviyesine göre yeni kayıt öğrenci sayısı

Number of new entrants by settlement place and level of education according to Statistical Regions Level 3

[2016/' 17 Öğretim yılı başı - Beginning of the educational year 2016/' 17]

					Ortaöğretim - Upper Secondary Education								
		İlkokul Primary School			**Ortaöğretim Toplamı** Total of Secondary Education			**Genel Ortaöğretim** General Secondary Education			**Mesleki ve Teknik Ortaöğretim** Vocational and Technical Secondary Education		
İBBS - 3. Düzey SR - Level 3		**Toplam** Total	**Erkek** Male	**Kadın** Female	**Toplam** Total	**Erkek** Male	**Kadın** Female	**Toplam** Total	**Erkek** Male	**Kadın** Female	**Toplam** Total	**Erkek** Male	**Kadın** Female
TR Türkiye	**Toplam - Total**	**1 234 999**	**633 463**	**601 536**	**1 040 124**	**542 420**	**497 704**	**480 927**	**229 514**	**251 413**	**559 197**	**312 906**	**246 291**
TR Turkey	**Şehir - City**	**1 156 032**	**593 121**	**562 911**	**1 032 703**	**538 082**	**494 621**	**479 085**	**228 594**	**250 491**	**553 618**	**309 488**	**244 130**
	Köy - Village	**78 967**	**40 342**	**38 625**	**7 421**	**4 338**	**3 083**	**1 842**	**920**	**922**	**5 579**	**3 418**	**2 161**
TR100 İstanbul	**Toplam - Total**	**214 102**	**109 869**	**104 233**	**177 881**	**91 643**	**86 238**	**69 197**	**34 112**	**35 085**	**108 684**	**57 531**	**51 153**
	Şehir - City	214 102	109 869	104 233	177 881	91 643	86 238	69 197	34 112	35 085	108 684	57 531	51 153
	Köy - Village	-	-	-	-	-	-	-	-	-	-	-	-
TR211 Tekirdağ	**Toplam - Total**	**13 361**	**6 832**	**6 529**	**11 322**	**6 020**	**5 302**	**5 673**	**2 752**	**2 921**	**5 649**	**3 268**	**2 381**
	Şehir - City	13 361	6 832	6 529	11 322	6 020	5 302	5 673	2 752	2 921	5 649	3 268	2 381
	Köy - Village	-	-	-	-	-	-	-	-	-	-	-	-
TR212 Edirne	**Toplam - Total**	**3 833**	**1 950**	**1 883**	**3 830**	**1 974**	**1 856**	**2 149**	**990**	**1 159**	**1 681**	**984**	**697**
	Şehir - City	3 238	1 636	1 602	3 748	1 940	1 808	2 067	956	1 111	1 681	984	697
	Köy - Village	595	314	281	82	34	48	82	34	48	-	-	-
TR213 Kırklareli	**Toplam - Total**	**3 427**	**1 710**	**1 717**	**3 473**	**1 782**	**1 691**	**2 010**	**937**	**1 073**	**1 463**	**845**	**618**
	Şehir - City	2 936	1 462	1 474	3 402	1 737	1 665	1 988	923	1 065	1 414	814	600
	Köy - Village	491	248	243	71	45	26	22	14	8	49	31	18
TR221 Balıkesir	**Toplam - Total**	**12 661**	**6 568**	**6 093**	**12 657**	**6 536**	**6 121**	**6 077**	**2 819**	**3 258**	**6 580**	**3 717**	**2 863**
	Şehir - City	12 661	6 568	6 093	12 657	6 536	6 121	6 077	2 819	3 258	6 580	3 717	2 863
	Köy - Village	-	-	-	-	-	-	-	-	-	-	-	-
TR222 Çanakkale	**Toplam - Total**	**5 152**	**2 662**	**2 490**	**5 102**	**2 682**	**2 420**	**2 830**	**1 288**	**1 542**	**2 272**	**1 394**	**878**
	Şehir - City	3 744	1 926	1 818	4 796	2 501	2 295	2 707	1 223	1 484	2 089	1 278	811
	Köy - Village	1 408	736	672	306	181	125	123	65	58	183	116	67
TR310 İzmir	**Toplam - Total**	**52 409**	**26 754**	**25 655**	**45 680**	**23 586**	**22 094**	**21 954**	**10 107**	**11 847**	**23 726**	**13 479**	**10 247**
	Şehir - City	52 409	26 754	25 655	45 680	23 586	22 094	21 954	10 107	11 847	23 726	13 479	10 247
	Köy - Village	-	-	-	-	-	-	-	-	-	-	-	-
TR321 Aydın	**Toplam - Total**	**12 798**	**6 425**	**6 373**	**12 335**	**6 492**	**5 843**	**6 763**	**3 072**	**3 691**	**5 572**	**3 420**	**2 152**
	Şehir - City	12 798	6 425	6 373	12 335	6 492	5 843	6 763	3 072	3 691	5 572	3 420	2 152
	Köy - Village	-	-	-	-	-	-	-	-	-	-	-	-
TR322 Denizli	**Toplam - Total**	**12 862**	**6 641**	**6 221**	**13 069**	**6 763**	**6 306**	**6 468**	**2 978**	**3 490**	**6 601**	**3 785**	**2 816**
	Şehir - City	12 862	6 641	6 221	13 069	6 763	6 306	6 468	2 978	3 490	6 601	3 785	2 816
	Köy - Village	-	-	-	-	-	-	-	-	-	-	-	-
TR323 Muğla	**Toplam - Total**	**11 328**	**5 851**	**5 477**	**9 670**	**4 943**	**4 727**	**5 717**	**2 595**	**3 122**	**3 953**	**2 348**	**1 605**
	Şehir - City	11 328	5 851	5 477	9 670	4 943	4 727	5 717	2 595	3 122	3 953	2 348	1 605
	Köy - Village	-	-	-	-	-	-	-	-	-	-	-	-
TR331 Manisa	**Toplam - Total**	**18 213**	**9 388**	**8 825**	**16 437**	**8 646**	**7 791**	**6 676**	**2 970**	**3 706**	**9 761**	**5 676**	**4 085**
	Şehir - City	18 213	9 388	8 825	16 437	8 646	7 791	6 676	2 970	3 706	9 761	5 676	4 085
	Köy - Village	-	-	-	-	-	-	-	-	-	-	-	-
TR332 Afyonkarahisar	**Toplam - Total**	**10 184**	**5 204**	**4 980**	**8 579**	**4 524**	**4 055**	**3 745**	**1 715**	**2 030**	**4 834**	**2 809**	**2 025**
	Şehir - City	6 243	3 228	3 015	8 326	4 357	3 969	3 745	1 715	2 030	4 581	2 642	1 939
	Köy - Village	3 941	1 976	1 965	253	167	86	-	-	-	253	167	86
TR333 Kütahya	**Toplam - Total**	**6 773**	**3 421**	**3 352**	**6 636**	**3 496**	**3 140**	**3 049**	**1 479**	**1 570**	**3 587**	**2 017**	**1 570**
	Şehir - City	5 418	2 737	2 681	6 507	3 420	3 087	3 049	1 479	1 570	3 458	1 941	1 517
	Köy - Village	1 355	684	671	129	76	53	-	-	-	129	76	53
TR334 Uşak	**Toplam - Total**	**4 299**	**2 241**	**2 058**	**4 251**	**2 118**	**2 133**	**2 384**	**1 091**	**1 293**	**1 867**	**1 027**	**840**
	Şehir - City	3 403	1 774	1 629	4 251	2 118	2 133	2 384	1 091	1 293	1 867	1 027	840
	Köy - Village	896	467	429	-	-	-	-	-	-	-	-	-

Not. Açıköğretim ortaokulu ve açıköğretim lisesi öğrencileri dahil değildir. Note. Open education students are not included.

1.14 İstatistiki Bölge Birimleri Sınıflaması 3. düzey, yerleşim yeri ve eğitim seviyesine göre yeni kayıt öğrenci sayısı (devam)

Number of new entrants by settlement place and level of education according to Statistical Regions Level 3 (continued)

[2016/' 17 Öğretim yılı başı - Beginning of the educational year 2016/' 17]

					Ortaöğretim - Upper Secondary Education								
		İlkokul Primary School			**Ortaöğretim Toplamı** Total of Secondary Education			**Genel Ortaöğretim** General Secondary Education			**Mesleki ve Teknik Ortaöğretim** Vocational and Technical Secondary Education		
İBBS - 3. Düzey SR - Level 3		**Toplam** Total	**Erkek** Male	**Kadın** Female	**Toplam** Total	**Erkek** Male	**Kadın** Female	**Toplam** Total	**Erkek** Male	**Kadın** Female	**Toplam** Total	**Erkek** Male	**Kadın** Female
TR411 Bursa	**Toplam - Total**	**41 970**	**21 684**	**20 286**	**36 827**	**19 540**	**17 287**	**15 562**	**7 637**	**7 925**	**21 265**	**11 903**	**9 362**
	Şehir - City	41 970	21 684	20 286	36 827	19 540	17 287	15 562	7 637	7 925	21 265	11 903	9 362
	Köy - Village	-	-	-	-	-	-	-	-	-	-	-	-
TR412 Eskişehir	**Toplam - Total**	**9 213**	**4 752**	**4 461**	**9 868**	**5 089**	**4 779**	**6 197**	**2 852**	**3 345**	**3 671**	**2 237**	**1 434**
	Şehir - City	9 213	4 752	4 461	9 868	5 089	4 779	6 197	2 852	3 345	3 671	2 237	1 434
	Köy - Village	-	-	-	-	-	-	-	-	-	-	-	-
TR413 Bilecik	**Toplam - Total**	**2 588**	**1 322**	**1 266**	**2 659**	**1 399**	**1 260**	**965**	**432**	**533**	**1 694**	**967**	**727**
	Şehir - City	2 323	1 202	1 121	2 659	1 399	1 260	965	432	533	1 694	967	727
	Köy - Village	265	120	145	-	-	-	-	-	-	-	-	-
TR421 Kocaeli	**Toplam - Total**	**27 988**	**14 380**	**13 608**	**25 307**	**13 186**	**12 121**	**12 191**	**5 954**	**6 237**	**13 116**	**7 232**	**5 884**
	Şehir - City	27 988	14 380	13 608	25 307	13 186	12 121	12 191	5 954	6 237	13 116	7 232	5 884
	Köy - Village	-	-	-	-	-	-	-	-	-	-	-	-
TR422 Sakarya	**Toplam - Total**	**13 169**	**6 865**	**6 304**	**12 967**	**6 768**	**6 199**	**6 029**	**2 822**	**3 207**	**6 938**	**3 946**	**2 992**
	Şehir - City	13 169	6 865	6 304	12 967	6 768	6 199	6 029	2 822	3 207	6 938	3 946	2 992
	Köy - Village	-	-	-	-	-	-	-	-	-	-	-	-
TR423 Düzce	**Toplam - Total**	**4 861**	**2 423**	**2 438**	**4 875**	**2 464**	**2 411**	**1 950**	**876**	**1 074**	**2 925**	**1 588**	**1 337**
	Şehir - City	3 435	1 724	1 711	4 809	2 421	2 388	1 944	871	1 073	2 865	1 550	1 315
	Köy - Village	1 426	699	727	66	43	23	6	5	1	60	38	22
TR424 Bolu	**Toplam - Total**	**3 328**	**1 736**	**1 592**	**3 897**	**2 297**	**1 600**	**1 592**	**760**	**832**	**2 305**	**1 537**	**768**
	Şehir - City	2 895	1 512	1 383	3 880	2 282	1 598	1 592	760	832	2 288	1 522	766
	Köy - Village	433	224	209	17	15	2	-	-	-	17	15	2
TR425 Yalova	**Toplam - Total**	**3 058**	**1 572**	**1 486**	**2 795**	**1 471**	**1 324**	**1 377**	**663**	**714**	**1 418**	**808**	**610**
	Şehir - City	2 352	1 213	1 139	2 263	1 122	1 141	1 088	525	563	1 175	597	578
	Köy - Village	706	359	347	532	349	183	289	138	151	243	211	32
TR510 Ankara	**Toplam - Total**	**72 042**	**36 983**	**35 059**	**69 062**	**35 355**	**33 707**	**36 569**	**17 287**	**19 282**	**32 493**	**18 068**	**14 425**
	Şehir - City	72 042	36 983	35 059	69 062	35 355	33 707	36 569	17 287	19 282	32 493	18 068	14 425
	Köy - Village	-	-	-	-	-	-	-	-	-	-	-	-
TR521 Konya	**Toplam - Total**	**33 769**	**17 424**	**16 345**	**27 626**	**14 068**	**13 558**	**9 954**	**4 718**	**5 236**	**17 672**	**9 350**	**8 322**
	Şehir - City	33 769	17 424	16 345	27 626	14 068	13 558	9 954	4 718	5 236	17 672	9 350	8 322
	Köy - Village	-	-	-	-	-	-	-	-	-	-	-	-
TR522 Karaman	**Toplam - Total**	**3 398**	**1 778**	**1 620**	**3 487**	**1 787**	**1 700**	**1 957**	**913**	**1 044**	**1 530**	**874**	**656**
	Şehir - City	2 684	1 411	1 273	3 414	1 746	1 668	1 957	913	1 044	1 457	833	624
	Köy - Village	714	367	347	73	41	32	-	-	-	73	41	32
TR611 Antalya	**Toplam - Total**	**33 585**	**17 349**	**16 236**	**28 760**	**14 845**	**13 915**	**16 003**	**7 526**	**8 477**	**12 757**	**7 319**	**5 438**
	Şehir - City	33 585	17 349	16 236	28 760	14 845	13 915	16 003	7 526	8 477	12 757	7 319	5 438
	Köy - Village	-	-	-	-	-	-	-	-	-	-	-	-
TR612 Isparta	**Toplam - Total**	**5 151**	**2 626**	**2 525**	**5 572**	**2 885**	**2 687**	**2 999**	**1 426**	**1 573**	**2 573**	**1 459**	**1 114**
	Şehir - City	4 085	2 068	2 017	5 382	2 779	2 603	2 809	1 320	1 489	2 573	1 459	1 114
	Köy - Village	1 066	558	508	190	106	84	190	106	84	-	-	-
TR613 Burdur	**Toplam - Total**	**3 007**	**1 590**	**1 417**	**3 204**	**1 654**	**1 550**	**1 770**	**822**	**948**	**1 434**	**832**	**602**
	Şehir - City	2 316	1 227	1 089	3 117	1 616	1 501	1 683	784	899	1 434	832	602
	Köy - Village	691	363	328	87	38	49	87	38	49	-	-	-
TR621 Adana	**Toplam - Total**	**36 829**	**18 926**	**17 903**	**30 425**	**15 879**	**14 546**	**17 071**	**8 301**	**8 770**	**13 354**	**7 578**	**5 776**
	Şehir - City	36 829	18 926	17 903	30 425	15 879	14 546	17 071	8 301	8 770	13 354	7 578	5 776
	Köy - Village	-	-	-	-	-	-	-	-	-	-	-	-

Not. Açıköğretim ortaokulu ve açıköğretim lisesi öğrencileri dahil değildir. Note. Open education students are not included.

1.14 İstatistiki Bölge Birimleri Sınıflaması 3. düzey, yerleşim yeri ve eğitim seviyesine göre yeni kayıt öğrenci sayısı (devam)

Number of new entrants by settlement place and level of education according to Statistical Regions Level 3 (continued)

[2016/' 17 Öğretim yılı başı - Beginning of the educational year 2016/' 17]

					Ortaöğretim - Upper Secondary Education								
		İlkokul Primary School			**Ortaöğretim Toplamı** Total of Secondary Education			**Genel Ortaöğretim** General Secondary Education			**Mesleki ve Teknik Ortaöğretim** Vocational and Technical Secondary Education		
İBBS - 3. Düzey SR - Level 3		**Toplam** Total	**Erkek** Male	**Kadın** Female	**Toplam** Total	**Erkek** Male	**Kadın** Female	**Toplam** Total	**Erkek** Male	**Kadın** Female	**Toplam** Total	**Erkek** Male	**Kadın** Female
TR622 Mersin	**Toplam - Total**	**29 311**	**15 020**	**14 291**	**23 868**	**12 543**	**11 325**	**11 732**	**5 612**	**6 120**	**12 136**	**6 931**	**5 205**
	Şehir - City	29 311	15 020	14 291	23 868	12 543	11 325	11 732	5 612	6 120	12 136	6 931	5 205
	Köy - Village	-	-	-	-	-	-	-	-	-	-	-	-
TR631 Hatay	**Toplam - Total**	**34 567**	**17 696**	**16 871**	**22 629**	**11 704**	**10 925**	**10 617**	**4 993**	**5 624**	**12 012**	**6 711**	**5 301**
	Şehir - City	34 567	17 696	16 871	22 629	11 704	10 925	10 617	4 993	5 624	12 012	6 711	5 301
	Köy - Village	-	-	-	-	-	-	-	-	-	-	-	-
TR632 Kahramanmaraş	**Toplam - Total**	**22 345**	**11 363**	**10 982**	**17 055**	**9 003**	**8 052**	**6 462**	**3 132**	**3 330**	**10 593**	**5 871**	**4 722**
	Şehir - City	22 345	11 363	10 982	17 055	9 003	8 052	6 462	3 132	3 330	10 593	5 871	4 722
	Köy - Village	-	-	-	-	-	-	-	-	-	-	-	-
TR633 Osmaniye	**Toplam - Total**	**9 672**	**4 960**	**4 712**	**8 702**	**4 503**	**4 199**	**4 319**	**1 976**	**2 343**	**4 383**	**2 527**	**1 856**
	Şehir - City	8 070	4 161	3 909	8 626	4 449	4 177	4 319	1 976	2 343	4 307	2 473	1 834
	Köy - Village	1 602	799	803	76	54	22	-	-	-	76	54	22
TR711 Kırıkkale	**Toplam - Total**	**3 319**	**1 703**	**1 616**	**3 741**	**1 968**	**1 773**	**1 642**	**806**	**836**	**2 099**	**1 162**	**937**
	Şehir - City	3 047	1 563	1 484	3 649	1 920	1 729	1 636	803	833	2 013	1 117	896
	Köy - Village	272	140	132	92	48	44	6	3	3	86	45	41
TR712 Aksaray	**Toplam - Total**	**6 475**	**3 239**	**3 236**	**5 789**	**3 190**	**2 599**	**2 487**	**1 113**	**1 374**	**3 302**	**2 077**	**1 225**
	Şehir - City	4 320	2 159	2 161	5 619	3 088	2 531	2 446	1 087	1 359	3 173	2 001	1 172
	Köy - Village	2 155	1 080	1 075	170	102	68	41	26	15	129	76	53
TR713 Niğde	**Toplam - Total**	**5 415**	**2 769**	**2 646**	**4 909**	**2 445**	**2 464**	**2 477**	**1 059**	**1 418**	**2 432**	**1 386**	**1 046**
	Şehir - City	3 053	1 561	1 492	4 727	2 341	2 386	2 477	1 059	1 418	2 250	1 282	968
	Köy - Village	2 362	1 208	1 154	182	104	78	-	-	-	182	104	78
TR714 Nevşehir	**Toplam - Total**	**4 180**	**2 177**	**2 003**	**3 674**	**1 939**	**1 735**	**1 829**	**877**	**952**	**1 845**	**1 062**	**783**
	Şehir - City	2 781	1 433	1 348	3 449	1 816	1 633	1 625	771	854	1 824	1 045	779
	Köy - Village	1 399	744	655	225	123	102	204	106	98	21	17	4
TR715 Kırşehir	**Toplam - Total**	**2 748**	**1 432**	**1 316**	**3 128**	**1 589**	**1 539**	**1 599**	**738**	**861**	**1 529**	**851**	**678**
	Şehir - City	2 459	1 278	1 181	3 128	1 589	1 539	1 599	738	861	1 529	851	678
	Köy - Village	289	154	135	-	-	-	-	-	-	-	-	-
TR721 Kayseri	**Toplam - Total**	**21 584**	**11 044**	**10 540**	**19 704**	**10 094**	**9 610**	**8 483**	**3 853**	**4 630**	**11 221**	**6 241**	**4 980**
	Şehir - City	21 584	11 044	10 540	19 704	10 094	9 610	8 483	3 853	4 630	11 221	6 241	4 980
	Köy - Village	-	-	-	-	-	-	-	-	-	-	-	-
TR722 Sivas	**Toplam - Total**	**8 288**	**4 273**	**4 015**	**8 959**	**4 585**	**4 374**	**4 322**	**2 058**	**2 264**	**4 637**	**2 527**	**2 110**
	Şehir - City	6 744	3 507	3 237	8 706	4 434	4 272	4 191	1 989	2 202	4 515	2 445	2 070
	Köy - Village	1 544	766	778	253	151	102	131	69	62	122	82	40
TR723 Yozgat	**Toplam - Total**	**5 385**	**2 752**	**2 633**	**5 534**	**2 825**	**2 709**	**2 762**	**1 202**	**1 560**	**2 772**	**1 623**	**1 149**
	Şehir - City	4 009	2 022	1 987	5 456	2 771	2 685	2 762	1 202	1 560	2 694	1 569	1 125
	Köy - Village	1 376	730	646	78	54	24	-	-	-	78	54	24
TR811 Zonguldak	**Toplam - Total**	**7 012**	**3 675**	**3 337**	**7 331**	**3 726**	**3 605**	**3 617**	**1 545**	**2 072**	**3 714**	**2 181**	**1 533**
	Şehir - City	4 831	2 527	2 304	6 785	3 483	3 302	3 436	1 476	1 960	3 349	2 007	1 342
	Köy - Village	2 181	1 148	1 033	546	243	303	181	69	112	365	174	191
TR812 Karabük	**Toplam - Total**	**2 471**	**1 267**	**1 204**	**2 846**	**1 500**	**1 346**	**1 541**	**741**	**800**	**1 305**	**759**	**546**
	Şehir - City	2 299	1 187	1 112	2 789	1 480	1 309	1 541	741	800	1 248	739	509
	Köy - Village	172	80	92	57	20	37	-	-	-	57	20	37
TR813 Bartın	**Toplam - Total**	**2 195**	**1 144**	**1 051**	**2 410**	**1 224**	**1 186**	**872**	**389**	**483**	**1 538**	**835**	**703**
	Şehir - City	1 165	627	538	2 179	1 091	1 088	872	389	483	1 307	702	605
	Köy - Village	1 030	517	513	231	133	98	-	-	-	231	133	98

Not. Açıköğretim ortaokulu ve açıköğretim lisesi öğrencileri dahil değildir. Note. Open education students are not included.

1.14 İstatistiki Bölge Birimleri Sınıflaması 3. düzey, yerleşim yeri ve eğitim seviyesine göre yeni kayıt öğrenci sayısı (devam)

Number of new entrants by settlement place and level of education according to Statistical Regions Level 3 (continued)

[2016/' 17 Öğretim yılı başı - Beginning of the educational year 2016/' 17]

					Ortaöğretim - Upper Secondary Education								
		İlkokul Primary School			**Ortaöğretim Toplamı** Total of Secondary Education			**Genel Ortaöğretim** General Secondary Education			**Mesleki ve Teknik Ortaöğretim** Vocational and Technical Secondary Education		
İBBS - 3. Düzey SR - Level 3		**Toplam** Total	**Erkek** Male	**Kadın** Female	**Toplam** Total	**Erkek** Male	**Kadın** Female	**Toplam** Total	**Erkek** Male	**Kadın** Female	**Toplam** Total	**Erkek** Male	**Kadın** Female
TR821 Kastamonu	**Toplam - Total**	**4 009**	**2 094**	**1 915**	**4 172**	**2 147**	**2 025**	**1 559**	**669**	**890**	**2 613**	**1 478**	**1 135**
	Şehir - City	3 281	1 733	1 548	4 118	2 123	1 995	1 559	669	890	2 559	1 454	1 105
	Köy - Village	728	361	367	54	24	30	-	-	-	54	24	30
TR822 Çankırı	**Toplam - Total**	**2 056**	**1 049**	**1 007**	**1 972**	**1 061**	**911**	**806**	**379**	**427**	**1 166**	**682**	**484**
	Şehir - City	1 917	979	938	1 972	1 061	911	806	379	427	1 166	682	484
	Köy - Village	139	70	69	-	-	-	-	-	-	-	-	-
TR823 Sinop	**Toplam - Total**	**2 261**	**1 163**	**1 098**	**2 381**	**1 216**	**1 165**	**1 122**	**489**	**633**	**1 259**	**727**	**532**
	Şehir - City	1 855	960	895	2 381	1 216	1 165	1 122	489	633	1 259	727	532
	Köy - Village	406	203	203	-	-	-	-	-	-	-	-	-
TR831 Samsun	**Toplam - Total**	**16 477**	**8 506**	**7 971**	**17 394**	**8 879**	**8 515**	**8 550**	**3 889**	**4 661**	**8 844**	**4 990**	**3 854**
	Şehir - City	16 477	8 506	7 971	17 394	8 879	8 515	8 550	3 889	4 661	8 844	4 990	3 854
	Köy - Village	-	-	-	-	-	-	-	-	-	-	-	-
TR832 Tokat	**Toplam - Total**	**7 352**	**3 755**	**3 597**	**8 344**	**4 528**	**3 816**	**3 247**	**1 541**	**1 706**	**5 097**	**2 987**	**2 110**
	Şehir - City	5 504	2 803	2 701	8 176	4 415	3 761	3 247	1 541	1 706	4 929	2 874	2 055
	Köy - Village	1 848	952	896	168	113	55	-	-	-	168	113	55
TR833 Çorum	**Toplam - Total**	**6 567**	**3 432**	**3 135**	**6 892**	**3 444**	**3 448**	**3 663**	**1 694**	**1 969**	**3 229**	**1 750**	**1 479**
	Şehir - City	5 600	2 929	2 671	6 832	3 400	3 432	3 663	1 694	1 969	3 169	1 706	1 463
	Köy - Village	967	503	464	60	44	16	-	-	-	60	44	16
TR834 Amasya	**Toplam - Total**	**3 945**	**1 995**	**1 950**	**4 406**	**2 288**	**2 118**	**2 156**	**1 021**	**1 135**	**2 250**	**1 267**	**983**
	Şehir - City	3 236	1 646	1 590	4 286	2 182	2 104	2 156	1 021	1 135	2 130	1 161	969
	Köy - Village	709	349	360	120	106	14	-	-	-	120	106	14
TR901 Trabzon	**Toplam - Total**	**9 947**	**5 172**	**4 775**	**10 121**	**5 162**	**4 959**	**5 107**	**2 483**	**2 624**	**5 014**	**2 679**	**2 335**
	Şehir - City	9 947	5 172	4 775	10 121	5 162	4 959	5 107	2 483	2 624	5 014	2 679	2 335
	Köy - Village	-	-	-	-	-	-	-	-	-	-	-	-
TR902 Ordu	**Toplam - Total**	**8 913**	**4 558**	**4 355**	**10 024**	**5 197**	**4 827**	**4 285**	**1 889**	**2 396**	**5 739**	**3 308**	**2 431**
	Şehir - City	8 913	4 558	4 355	10 024	5 197	4 827	4 285	1 889	2 396	5 739	3 308	2 431
	Köy - Village	-	-	-	-	-	-	-	-	-	-	-	-
TR903 Giresun	**Toplam - Total**	**4 598**	**2 343**	**2 255**	**5 493**	**2 867**	**2 626**	**2 362**	**1 077**	**1 285**	**3 131**	**1 790**	**1 341**
	Şehir - City	3 709	1 907	1 802	5 439	2 843	2 596	2 346	1 071	1 275	3 093	1 772	1 321
	Köy - Village	889	436	453	54	24	30	16	6	10	38	18	20
TR904 Rize	**Toplam - Total**	**3 847**	**1 995**	**1 852**	**4 473**	**2 358**	**2 115**	**2 073**	**990**	**1 083**	**2 400**	**1 368**	**1 032**
	Şehir - City	3 218	1 655	1 563	4 225	2 248	1 977	1 864	912	952	2 361	1 336	1 025
	Köy - Village	629	340	289	248	110	138	209	78	131	39	32	7
TR905 Artvin	**Toplam - Total**	**1 722**	**892**	**830**	**1 917**	**997**	**920**	**1 035**	**493**	**542**	**882**	**504**	**378**
	Şehir - City	1 324	690	634	1 782	919	863	945	452	493	837	467	370
	Köy - Village	398	202	196	135	78	57	90	41	49	45	37	8
TR906 Gümüşhane	**Toplam - Total**	**1 342**	**673**	**669**	**1 394**	**781**	**613**	**704**	**371**	**333**	**690**	**410**	**280**
	Şehir - City	1 002	505	497	1 379	770	609	689	360	329	690	410	280
	Köy - Village	340	168	172	15	11	4	15	11	4	-	-	-
TRA11 Erzurum	**Toplam - Total**	**12 396**	**6 276**	**6 120**	**10 757**	**5 659**	**5 098**	**5 423**	**2 681**	**2 742**	**5 334**	**2 978**	**2 356**
	Şehir - City	12 396	6 276	6 120	10 757	5 659	5 098	5 423	2 681	2 742	5 334	2 978	2 356
	Köy - Village	-	-	-	-	-	-	-	-	-	-	-	-
TRA12 Erzincan	**Toplam - Total**	**2 804**	**1 426**	**1 378**	**2 883**	**1 560**	**1 323**	**1 346**	**661**	**685**	**1 537**	**899**	**638**
	Şehir - City	1 903	968	935	2 828	1 523	1 305	1 346	661	685	1 482	862	620
	Köy - Village	901	458	443	55	37	18	-	-	-	55	37	18

Not. Açıköğretim ortaokulu ve açıköğretim lisesi öğrencileri dahil değildir. Note. Open education students are not included.

1.14 İstatistiki Bölge Birimleri Sınıflaması 3. düzey, yerleşim yeri ve eğitim seviyesine göre yeni kayıt öğrenci sayısı (devam)

Number of new entrants by settlement place and level of education according to Statistical Regions Level 3 (continued)

[2016/' 17 Öğretim yılı başı - Beginning of the educational year 2016/' 17]

					Ortaöğretim - Upper Secondary Education								
		İlkokul Primary School			**Ortaöğretim Toplamı** Total of Secondary Education			**Genel Ortaöğretim** General Secondary Education			**Mesleki ve Teknik Ortaöğretim** Vocational and Technical Secondary Education		
İBBS - 3. Düzey SR - Level 3		**Toplam** Total	**Erkek** Male	**Kadın** Female	**Toplam** Total	**Erkek** Male	**Kadın** Female	**Toplam** Total	**Erkek** Male	**Kadın** Female	**Toplam** Total	**Erkek** Male	**Kadın** Female
TRA13 Bayburt	**Toplam - Total**	**1 005**	**509**	**496**	**1 087**	**590**	**497**	**448**	**213**	**235**	**639**	**377**	**262**
	Şehir - City	691	351	340	1 063	579	484	448	213	235	615	366	249
	Köy - Village	314	158	156	24	11	13	-	-	-	24	11	13
TRA21 Ağrı	**Toplam - Total**	**13 135**	**6 754**	**6 381**	**8 529**	**4 481**	**4 048**	**4 407**	**2 169**	**2 238**	**4 122**	**2 312**	**1 810**
	Şehir - City	7 214	3 676	3 538	8 529	4 481	4 048	4 407	2 169	2 238	4 122	2 312	1 810
	Köy - Village	5 921	3 078	2 843	-	-	-	-	-	-	-	-	-
TRA22 Kars	**Toplam - Total**	**5 440**	**2 727**	**2 713**	**4 079**	**2 180**	**1 899**	**2 068**	**1 018**	**1 050**	**2 011**	**1 162**	**849**
	Şehir - City	2 263	1 121	1 142	3 986	2 114	1 872	2 042	995	1 047	1 944	1 119	825
	Köy - Village	3 177	1 606	1 571	93	66	27	26	23	3	67	43	24
TRA23 Iğdır	**Toplam - Total**	**3 808**	**1 932**	**1 876**	**3 575**	**1 749**	**1 826**	**1 889**	**776**	**1 113**	**1 686**	**973**	**713**
	Şehir - City	2 194	1 134	1 060	3 544	1 725	1 819	1 889	776	1 113	1 655	949	706
	Köy - Village	1 614	798	816	31	24	7	-	-	-	31	24	7
TRA24 Ardahan	**Toplam - Total**	**1 384**	**698**	**686**	**1 369**	**729**	**640**	**582**	**274**	**308**	**787**	**455**	**332**
	Şehir - City	636	311	325	1 345	715	630	582	274	308	763	441	322
	Köy - Village	748	387	361	24	14	10	-	-	-	24	14	10
TRB11 Malatya	**Toplam - Total**	**12 280**	**6 310**	**5 970**	**12 263**	**6 374**	**5 889**	**5 909**	**2 861**	**3 048**	**6 354**	**3 513**	**2 841**
	Şehir - City	12 280	6 310	5 970	12 263	6 374	5 889	5 909	2 861	3 048	6 354	3 513	2 841
	Köy - Village	-	-	-	-	-	-	-	-	-	-	-	-
TRB12 Elazığ	**Toplam - Total**	**8 488**	**4 351**	**4 137**	**8 011**	**4 328**	**3 683**	**4 185**	**2 113**	**2 072**	**3 826**	**2 215**	**1 611**
	Şehir - City	6 928	3 546	3 382	7 891	4 250	3 641	4 159	2 093	2 066	3 732	2 157	1 575
	Köy - Village	1 560	805	755	120	78	42	26	20	6	94	58	36
TRB13 Bingöl	**Toplam - Total**	**4 642**	**2 321**	**2 321**	**3 556**	**1 838**	**1 718**	**1 742**	**899**	**843**	**1 814**	**939**	**875**
	Şehir - City	2 882	1 452	1 430	3 523	1 819	1 704	1 742	899	843	1 781	920	861
	Köy - Village	1 760	869	891	33	19	14	-	-	-	33	19	14
TRB14 Tunceli	**Toplam - Total**	**667**	**339**	**328**	**647**	**328**	**319**	**449**	**221**	**228**	**198**	**107**	**91**
	Şehir - City	558	286	272	621	304	317	423	197	226	198	107	91
	Köy - Village	109	53	56	26	24	2	26	24	2	-	-	-
TRB21 Van	**Toplam - Total**	**25 679**	**13 037**	**12 642**	**17 385**	**9 161**	**8 224**	**6 799**	**3 454**	**3 345**	**10 586**	**5 707**	**4 879**
	Şehir - City	25 679	13 037	12 642	17 385	9 161	8 224	6 799	3 454	3 345	10 586	5 707	4 879
	Köy - Village	-	-	-	-	-	-	-	-	-	-	-	-
TRB22 Muş	**Toplam - Total**	**9 495**	**4 972**	**4 523**	**5 833**	**3 270**	**2 563**	**2 200**	**1 108**	**1 092**	**3 633**	**2 162**	**1 471**
	Şehir - City	3 835	2 023	1 812	5 833	3 270	2 563	2 200	1 108	1 092	3 633	2 162	1 471
	Köy - Village	5 660	2 949	2 711	-	-	-	-	-	-	-	-	-
TRB23 Bitlis	**Toplam - Total**	**7 359**	**3 794**	**3 565**	**5 285**	**3 087**	**2 198**	**2 581**	**1 619**	**962**	**2 704**	**1 468**	**1 236**
	Şehir - City	3 706	1 903	1 803	5 285	3 087	2 198	2 581	1 619	962	2 704	1 468	1 236
	Köy - Village	3 653	1 891	1 762	-	-	-	-	-	-	-	-	-
TRB24 Hakkari	**Toplam - Total**	**5 066**	**2 580**	**2 486**	**3 949**	**2 017**	**1 932**	**1 589**	**773**	**816**	**2 360**	**1 244**	**1 116**
	Şehir - City	2 887	1 486	1 401	3 665	1 852	1 813	1 589	773	816	2 076	1 079	997
	Köy - Village	2 179	1 094	1 085	284	165	119	-	-	-	284	165	119
TRC11 Gaziantep	**Toplam - Total**	**47 902**	**24 293**	**23 609**	**29 454**	**15 326**	**14 128**	**15 616**	**7 244**	**8 372**	**13 838**	**8 082**	**5 756**
	Şehir - City	47 902	24 293	23 609	29 454	15 326	14 128	15 616	7 244	8 372	13 838	8 082	5 756
	Köy - Village	-	-	-	-	-	-	-	-	-	-	-	-
TRC12 Adıyaman	**Toplam - Total**	**12 066**	**6 229**	**5 837**	**9 816**	**5 045**	**4 771**	**3 996**	**1 922**	**2 074**	**5 820**	**3 123**	**2 697**
	Şehir - City	8 015	4 197	3 818	9 232	4 682	4 550	3 924	1 878	2 046	5 308	2 804	2 504
	Köy - Village	4 051	2 032	2 019	584	363	221	72	44	28	512	319	193

Not. Açıköğretim ortaokulu ve açıköğretim lisesi öğrencileri dahil değildir.

Note. Open education students are not included.

1.14 İstatistiki Bölge Birimleri Sınıflaması 3. düzey, yerleşim yeri ve eğitim seviyesine göre yeni kayıt öğrenci sayısı (devam)

Number of new entrants by settlement place and level of education according to Statistical Regions Level 3 (continued)

[2016/' 17 Öğretim yılı başı - Beginning of the educational year 2016/' 17]

					Ortaöğretim - Upper Secondary Education								
		İlkokul Primary School			**Ortaöğretim Toplamı** Total of Secondary Education			**Genel Ortaöğretim** General Secondary Education			**Mesleki ve Teknik Ortaöğretim** Vocational and Technical Secondary Education		
İBBS - 3. Düzey SR - Level 3		**Toplam** Total	**Erkek** Male	**Kadın** Female	**Toplam** Total	**Erkek** Male	**Kadın** Female	**Toplam** Total	**Erkek** Male	**Kadın** Female	**Toplam** Total	**Erkek** Male	**Kadın** Female
TRC13 Kilis	**Toplam - Total**	**4 774**	**2 499**	**2 275**	**1 828**	**921**	**907**	**620**	**244**	**376**	**1 208**	**677**	**531**
	Şehir - City	3 349	1 761	1 588	1 828	921	907	620	244	376	1 208	677	531
	Köy - Village	1 425	738	687	-	-	-	-	-	-	-	-	-
TRC21 Şanlıurfa	**Toplam - Total**	**55 388**	**28 363**	**27 025**	**29 539**	**17 158**	**12 381**	**13 010**	**6 909**	**6 101**	**16 529**	**10 249**	**6 280**
	Şehir - City	55 388	28 363	27 025	29 539	17 158	12 381	13 010	6 909	6 101	16 529	10 249	6 280
	Köy - Village	-	-	-	-	-	-	-	-	-	-	-	-
TRC22 Diyarbakır	**Toplam - Total**	**36 545**	**18 745**	**17 800**	**26 717**	**14 032**	**12 685**	**11 069**	**5 322**	**5 747**	**15 648**	**8 710**	**6 938**
	Şehir - City	36 545	18 745	17 800	26 717	14 032	12 685	11 069	5 322	5 747	15 648	8 710	6 938
	Köy - Village	-	-	-	-	-	-	-	-	-	-	-	-
TRC31 Mardin	**Toplam - Total**	**18 772**	**9 626**	**9 146**	**12 440**	**6 603**	**5 837**	**5 710**	**2 726**	**2 984**	**6 730**	**3 877**	**2 853**
	Şehir - City	18 772	9 626	9 146	12 440	6 603	5 837	5 710	2 726	2 984	6 730	3 877	2 853
	Köy - Village	-	-	-	-	-	-	-	-	-	-	-	-
TRC32 Batman	**Toplam - Total**	**12 644**	**6 394**	**6 250**	**10 428**	**5 406**	**5 022**	**5 983**	**2 997**	**2 986**	**4 445**	**2 409**	**2 036**
	Şehir - City	10 078	5 112	4 966	10 159	5 318	4 841	5 983	2 997	2 986	4 176	2 321	1 855
	Köy - Village	2 566	1 282	1 284	269	88	181	-	-	-	269	88	181
TRC33 Şırnak	**Toplam - Total**	**12 470**	**6 428**	**6 042**	**7 755**	**3 992**	**3 763**	**2 864**	**1 172**	**1 692**	**4 891**	**2 820**	**2 071**
	Şehir - City	7 415	3 818	3 597	6 839	3 449	3 390	2 864	1 172	1 692	3 975	2 277	1 698
	Köy - Village	5 055	2 610	2 445	916	543	373	-	-	-	916	543	373
TRC34 Siirt	**Toplam - Total**	**7 429**	**3 793**	**3 636**	**5 424**	**2 931**	**2 493**	**2 134**	**1 165**	**969**	**3 290**	**1 766**	**1 524**
	Şehir - City	4 577	2 324	2 253	5 032	2 662	2 370	2 134	1 165	969	2 898	1 497	1 401
	Köy - Village	2 852	1 469	1 383	392	269	123	-	-	-	392	269	123

Not. Açıköğretim ortaokulu ve açıköğretim lisesi öğrencileri dahil değildir. Note. Open education students are not included.

1.15 Özel eğitim kurumlarında okul, öğrenci, öğretmen ve derslik sayısı

Number of schools, students, teachers and classrooms in Special Education Institutions

[2016/'17 öğretim yılı - The educational year 2016/'17]

Okul Türü Type of school	**Okul/ Sınıf/ Kurum** School/ Class/ Institution	**Öğrenci Sayısı** Number of Students			**Öğretmen** Teacher			**Derslik** Classroom
		Toplam Total	**Erkek** Male	**Kadın** Female	**Toplam** Total	**Erkek** Male	**Kadın** Female	
Özel Eğitim Örgün Eğitim Toplamı Total of Special Education, Formal Education	**1 362**	**333 598**	**210 150**	**123 448**	**12 009**	**5 050**	**6 959**	**7 823**
Özel Eğitim Okulu Bünyesindeki Anasınıfları Kindergartens within Special Education Schools	139	1 120	723	397	320	31	289	255
Kaynaştırma Eğitimi (Okulöncesi) Inclusive Education (Pre-primary)	-	3 585	2 407	1 178	-	-	-	-
İlkokul (İşitme Engelliler) Primary School (Hearing-Impaired)	42	740	445	295	203	77	126	339
Ortaokul (İşitme Engelliler) Lower Secondary School (Hearing-Impaired)	42	1 543	930	613	578	319	259	254
İlkokul (Görme Engelliler) Primary School (Visually-Impaired)	17	508	296	212	162	49	113	77
Ortaokul (Görme Engelliler) Lower Secondary School (Visually-Impaired)	17	700	419	281	262	148	114	224
İlkokul (Ortopedik Engelliler) Primary School (Orthopedic-Impaired)	3	295	161	134	45	7	38	58
Ortaokul (Ortopedik Engelliler) Lower Secondary School (Orthopedic-Impaired)	3	382	209	173	52	14	38	25
İlkokul (Hafif Düzeyde Zihinsel Engelliler) Primary School (Light Levels of Educable Mentally-Impaired)	36	761	485	276	168	55	113	243
Ortaokul (Hafif Düzeyde Zihinsel Engelliler) Lower Secondary School (Light Levels of Educable Mentally-Impaired)	43	1 523	962	561	475	194	281	106
Özel Eğitim Uygulama Merkezi (I. Kademe) Training Center of Special Education (I. Grade)	294	8 420	5 435	2 985	1 932	758	1 174	2 420
Özel Eğitim Uygulama Merkezi (II. Kademe) Training Center of Special Education (II. Grade)	289	7 549	4 939	2 610	1 947	845	1 102	666
Özel (Özel) Eğitim İlkokulu Private Special Education Primary School	18	68	39	29	204	50	154	246
Özel (Özel) Eğitim Ortaokulu Private Special Education Lower Secondary School	9	44	17	27	26	8	18	49
Özel Eğitim Sınıfı (İlkokul) Special Education Class (Primary School)	-	21 473	13 705	7 768	-	-	-	-
Özel Eğitim Sınıfı (Ortaokul) Special Education Class (Lower Secondary School)	-	21 427	13 205	8 222	-	-	-	-
Kaynaştırma Eğitimi (İlkokul) Inclusive Education (Primary School)	-	94 897	60 306	34 591	-	-	-	-
Kaynaştırma Eğitimi (Ortaokul) Inclusive Education (Lower Secondary School)	-	109 684	68 117	41 567	-	-	-	-
Özel Eğitim Meslek Lisesi (Ortopedik Engelliler) Special Education Vocational Upper Secondary School (Orthopedic-Imparied)	2	103	62	41	37	20	17	14
Özel Eğitim Meslek Lisesi (İşitme Engelliler) Special Education Vocational Upper Secondary School (Hearing-Imparied)	21	2 051	1 205	846	497	271	226	245
Özel Eğitim İş Uygulama Merkezi (III.Kademe) Training Center of Special Education (III. Grade)	242	10 059	6 510	3 549	2 511	1 063	1 448	1 499
Özel Eğitim Mesleki Eğitim Merkezi (Görme Engelliler III. Kademe) Special Education of Vocational Training Center (Visually-Impaired III. Grade)	2	39	21	18	15	7	8	4
Özel Eğitim Mesleki Eğitim Merkezi (Zihinsel Engelliler III. Kademe) Special Education of Vocational Training Center (Mentally-Impaired III. Grade)	143	12 307	8 024	4 283	2 575	1 134	1 441	1 099
Kaynaştırma Eğitimi (Ortaöğretim) Inclusive Education (Upper Secondary Education)	-	34 320	21 528	12 792	-	-	-	-

1.16.a Özel öğretim kurumlarında okul, öğrenci, öğretmen ve derslik sayısı

Number of schools, students, teachers and classrooms in Private Education Institutions

[**2016/'17 öğretim yılı** - The educational year 2016/'17]

Eğitim Kademesi Level of Education	Okul/ Kurum School/ Institution	Öğrenci sayısı Number of students Toplam Total	Erkek Male	Kadın Female	Öğretmen Teacher Toplam Total	Erkek Male	Kadın Female	Derslik Classroom
Örgün Eğitim Toplamı Total of Formal Education	**10 053**	**1 217 755**	**661 121**	**556 634**	**120 962**	**37 275**	**83 687**	**100 029**
Okulöncesi Eğitimi Pre-primary Education	4 630	201 396	107 224	94 172	16 510	438	16 072	22 550
İlkokul Primary School	1 324	213 113	112 985	100 128	23 108	4 421	18 687	22 325
Ortaokul Lower Secondary School	1 481	288 766	155 819	132 947	28 775	9 285	19 490	17 672
Ortaöğretim Upper Secondary Education	**2 618**	**514 480**	**285 093**	**229 387**	**52 569**	**23 131**	**29 438**	**37 482**
Genel Ortaöğretim General Secondary Education	2 246	402 760	223 497	179 263	44 798	20 322	24 476	30 560
Mesleki ve Teknik Ortaöğretim Vocational and Technical Secondary Education	372	111 720	61 596	50 124	7 771	2 809	4 962	6 922

Not. 843 özel anasınıfı toplama dahil edilmemiştir. 2 642 özel okulöncesi öğretmeni kadrolarının bulunduğu kurumların öğretmen sayılarında, 3 714 özel anasınıfı derslik sayısı bulunduğu kurumların derslik sayısında gösterilmiştir.

Note. 843 private nursery-classes are excluded from the total. 2 642 private pre-primary teachers are included in the number of teachers of institutions of which they are permanent staff, 3 714 private nursery-classes are included in the number of classroom of institutions of which they are available.

1.16.b Yıllara göre özel öğretimin okul ve öğrenci sayılarının toplam içindeki payı

The percentage of Private Education Institutions schools and students in total by years

Öğretim Yılı Educational Year	Eğitim Kademesi Level of Education	Okul Sayısı Number of School	Öğrenci Sayısı Number of Student	Özel öğretimin toplam içindeki payı % The percentage of Private Education in total Okul School	Öğrenci Student
2016-2017 (1. dönem)	**Toplam (Resmi+Özel)** Total (Public+Private)	**62 248**	**15 889 627**	-	-
	Okulöncesi (Resmi+Özel) Pre-Primary Education (Public+Private)	8 242 (1)	1 315 854	-	-
	İlkokul (Resmi+Özel) Primary School (Public+Private)	25 523	4 970 160	-	-
	Ortaokul (Resmi+Özel) Lower Secondary School (Public+Private)	17 888	5 377 131	-	-
	Ortaöğretim (Resmi+Özel) Upper Secondary School (Public+Private)	10 595	4 226 482	-	-
	Özel Okul Toplamı Total Private Schools	**9555 (1)**	**1 204 963**	15,3	7,6
	Okulöncesi - Pre-Primary Education	4 291	203 411	52,1	15,5
	İlkokul - Primary School	1 274	213 183	5,0	4,3
	Ortaokul - Lower Secondary School	1 414	287 928	7,9	5,4
	Ortaöğretim - Upper Secondary School	2 576	500 441	24,3	11,8
2016-2017	**Toplam (Resmi+Özel)** Total (Public+Private)	**63 151**	**15 949 131**	-	-
	Okulöncesi (Resmi+Özel) Pre-Primary Education (Public+Private)	8 719 (1)	1 326 123	-	-
	İlkokul (Resmi+Özel) Primary School (Public+Private)	25 479	4 972 430	-	-
	Ortaokul (Resmi+Özel) Lower Secondary School (Public+Private)	17 878	5 355 546	-	-
	Ortaöğretim (Resmi+Özel) Upper Secondary School (Public+Private)	11 075	4 295 032	-	-
	Özel Okul Toplamı Total Private Schools	**10 053 (1)**	**1 217 755**	15,9	7,6
	Okulöncesi - Pre-Primary Education	4 630	201 396	53,1	15,2
	İlkokul - Primary School	1 324	213 113	5,2	4,3
	Ortaokul - Lower Secondary School	1 481	288 766	8,3	5,4
	Ortaöğretim - Upper Secondary School	2 618	514 480	23,6	12,0

(1) Okul öncesi eğitimde 19 731 resmî anasınıfı ile 843 özel anasınıfı okul sayısına dahil edilmemiştir.

Not 1. Açıköğretim öğrenci sayıları dahil edilmemiştir.

Not 2. Okulöncesinde Aile ve Sosyal Politikalar Bakanlığına bağlı kurumlar ile İş Kanununa göre işletmelerde açılan kreşler dahildir.

(1) 19 731 public and 843 private nursery-classes are not included in the number of schools in pre-primary education.

Note 1. Open education students are not included.

Note 2. The institutions and crèches opened in enterprises in accordance with the Labour Law dependent to the Ministry of Family and Social Policies are included in Pre-Primary Education.

1.17 İstatistiki Bölge Birimleri Sınıflaması 1. , 2. ve 3. düzey ve eğitim seviyesine göre okul, şube, öğrenci, öğretmen ve derslik sayısı

[2016/'17 öğretim yılı]

İBBS		Okul Öncesi (2) - Pre-Primary Education (2)							İlkokul - Primary School							Ortaokul - Lower Secondary School						
				Öğrenci Student		Öğretmen(1) Teacher(1)					Öğrenci Student		Öğretmen(1) Teacher(1)					Öğrenci Student		Öğretmen(1) Teacher(1)		
		Okul School	Şube Division	Erkek Male	Kadın Female	Erkek Male	Kadın Female	Derslik Class-room	Okul School	Şube Division	Erkek Male	Kadın Female	Erkek Male	Kadın Female	Derslik Classroom	Okul School	Şube Division	Erkek Male	Kadın Female	Erkek Male	Kadın Female	Derslik Class-room
TR Türkiye	**Toplam**	**8 719**	**76 783**	**693 179**	**632 944**	**2 288**	**36 675**	**39 277**	**25 479**	**243 724**	**2 550 915**	**2 421 515**	**113 842**	**179 036**	**248 270**	**17 879**	**223 529**	**2 827 822**	**2 726 593**	**140 919**	**183 431**	**177 136**
	Şehir	**8 033**	**70 364**	**645 859**	**588 965**	**2 252**	**34 516**	**36 936**	**19 153**	**215 428**	**2 385 536**	**2 263 695**	**103 236**	**165 593**	**219 068**	**15 013**	**206 464**	**2 660 972**	**2 564 765**	**129 060**	**172 458**	**160 848**
	Köy	**686**	**6 419**	**47 320**	**43 979**	**36**	**2 159**	**2 341**	**6 326**	**28 296**	**165 379**	**157 820**	**10 606**	**13 443**	**29 202**	**2 866**	**17 065**	**166 850**	**161 828**	**11 859**	**10 973**	**16 288**
TR1 İstanbul	**Toplam**	**1 764**	**12 096**	**100 040**	**89 512**	**294**	**6 163**	**8 248**	**1 467**	**32 316**	**443 213**	**420 396**	**12 458**	**29 334**	**32 315**	**1 532**	**33 188**	**490 447**	**471 377**	**14 923**	**28 578**	**23 734**
	Şehir	1 764	12 096	100 040	89 512	294	6 163	8 248	1 467	32 316	443 213	420 396	12 458	29 334	32 315	1 532	33 188	490 447	471 377	14 923	28 578	23 734
	Köy	-	-	-	-	-	-	-	-	-	-	-	-	-	-	-	-	-	-	-	-	-
TR10	**Toplam**	**1 764**	**12 096**	**100 040**	**89 512**	**294**	**6 163**	**8 248**	**1 467**	**32 316**	**443 213**	**420 396**	**12 458**	**29 334**	**32 315**	**1 532**	**33 188**	**490 447**	**471 377**	**14 923**	**28 578**	**23 734**
	Şehir	1 764	12 096	100 040	89 512	294	6 163	8 248	1 467	32 316	443 213	420 396	12 458	29 334	32 315	1 532	33 188	490 447	471 377	14 923	28 578	23 734
	Köy	-	-	-	-	-	-	-	-	-	-	-	-	-	-	-	-	-	-	-	-	-
TR100 İstanbul	**Toplam**	**1 764**	**12 096**	**100 040**	**89 512**	**294**	**6 163**	**8 248**	**1 467**	**32 316**	**443 213**	**420 396**	**12 458**	**29 334**	**32 315**	**1 532**	**33 188**	**490 447**	**471 377**	**14 923**	**28 578**	**23 734**
	Şehir	1 764	12 096	100 040	89 512	294	6 163	8 248	1 467	32 316	443 213	420 396	12 458	29 334	32 315	1 532	33 188	490 447	471 377	14 923	28 578	23 734
	Köy	-	-	-	-	-	-	-	-	-	-	-	-	-	-	-	-	-	-	-	-	-
TR2 Batı Marmara	**Toplam**	**351**	**3 110**	**27 409**	**25 417**	**65**	**1 653**	**1 558**	**852**	**8 222**	**80 661**	**76 253**	**3 857**	**6 814**	**9 819**	**673**	**8 038**	**92 955**	**89 122**	**5 019**	**7 047**	**6 543**
	Şehir	300	2 764	24 947	23 200	61	1 426	1 329	687	7 417	75 247	71 115	3 544	6 103	8 583	565	7 370	87 105	83 599	4 576	6 466	5 935
	Köy	51	346	2 462	2 217	4	227	229	165	805	5 414	5 138	313	711	1 236	108	668	5 850	5 523	443	581	608
TR21	**Toplam**	**164**	**1 544**	**14 423**	**13 097**	**37**	**775**	**747**	**363**	**4 042**	**43 158**	**40 704**	**1 751**	**3 428**	**4 935**	**320**	**4 102**	**48 842**	**46 549**	**2 219**	**3 453**	**3 030**
	Şehir	141	1 386	13 304	12 156	36	684	643	276	3 665	40 824	38 502	1 608	3 098	4 361	255	3 774	46 134	44 010	2 025	3 201	2 685
	Köy	23	158	1 119	941	1	91	104	87	377	2 334	2 202	143	330	574	65	328	2 708	2 539	194	252	345
TR211 Tekirdağ	**Toplam**	**107**	**944**	**8 860**	**8 142**	**20**	**503**	**504**	**169**	**2 414**	**27 875**	**26 234**	**1 025**	**1 992**	**2 673**	**154**	**2 458**	**30 963**	**29 470**	**1 299**	**1 922**	**1 568**
	Şehir	107	944	8 860	8 142	20	503	504	169	2 414	27 875	26 234	1 025	1 992	2 673	154	2 458	30 963	29 470	1 299	1 922	1 568
	Köy	-	-	-	-	-	-	-	-	-	-	-	-	-	-	-	-	-	-	-	-	-
TR212 Edirne	**Toplam**	**33**	**328**	**2 885**	**2 639**	**7**	**165**	**155**	**111**	**894**	**8 179**	**7 704**	**425**	**812**	**1 266**	**91**	**903**	**9 347**	**9 001**	**542**	**861**	**762**
	Şehir	19	230	2 194	2 050	7	102	77	63	697	6 953	6 544	339	637	970	57	736	8 010	7 666	438	724	614
	Köy	14	98	691	589	-	63	78	48	197	1 226	1 160	86	175	296	34	167	1 337	1 335	104	137	148
TR213 Kırklareli	**Toplam**	**24**	**272**	**2 678**	**2 316**	**10**	**107**	**88**	**83**	**734**	**7 104**	**6 766**	**301**	**624**	**996**	**75**	**741**	**8 532**	**8 078**	**378**	**670**	**700**
	Şehir	15	212	2 250	1 964	9	79	62	44	554	5 996	5 724	244	469	718	44	580	7 161	6 874	288	555	503
	Köy	9	60	428	352	1	28	26	39	180	1 108	1 042	57	155	278	31	161	1 371	1 204	90	115	197
TR22	**Toplam**	**187**	**1 566**	**12 986**	**12 320**	**28**	**878**	**811**	**489**	**4 180**	**37 503**	**35 549**	**2 106**	**3 386**	**4 884**	**353**	**3 936**	**44 113**	**42 573**	**2 800**	**3 594**	**3 513**
	Şehir	159	1 378	11 643	11 044	25	742	686	411	3 752	34 423	32 613	1 936	3 005	4 222	310	3 596	40 971	39 589	2 551	3 265	3 250
	Köy	28	188	1 343	1 276	3	136	125	78	428	3 080	2 936	170	381	662	43	340	3 142	2 984	249	329	263
TR221 Balıkesir	**Toplam**	**133**	**1 091**	**8 914**	**8 441**	**16**	**577**	**575**	**353**	**2 996**	**26 666**	**25 060**	**1 565**	**2 381**	**3 327**	**253**	**2 791**	**31 823**	**30 667**	**2 056**	**2 562**	**2 634**
	Şehir	133	1 091	8 914	8 441	16	577	575	353	2 996	26 666	25 060	1 565	2 381	3 327	253	2 791	31 823	30 667	2 056	2 562	2 634
	Köy	-	-	-	-	-	-	-	-	-	-	-	-	-	-	-	-	-	-	-	-	-
TR222 Çanakkale	**Toplam**	**54**	**475**	**4 072**	**3 879**	**12**	**301**	**236**	**136**	**1 184**	**10 837**	**10 489**	**541**	**1 005**	**1 557**	**100**	**1 145**	**12 290**	**11 906**	**744**	**1 032**	**879**
	Şehir	26	287	2 729	2 603	9	165	111	58	756	7 757	7 553	371	624	895	57	805	9 148	8 922	495	703	616
	Köy	28	188	1 343	1 276	3	136	125	78	428	3 080	2 936	170	381	662	43	340	3 142	2 984	249	329	263
TR3 Ege	**Toplam**	**1 157**	**9 744**	**84 481**	**77 163**	**217**	**5 003**	**5 315**	**2 963**	**28 154**	**267 369**	**252 842**	**12 680**	**24 099**	**30 334**	**2 209**	**25 846**	**303 181**	**292 641**	**16 882**	**24 483**	**22 797**
	Şehir	1 107	9 219	80 580	73 679	216	4 833	5 138	2 518	26 049	254 749	240 611	11 620	22 827	27 898	1 943	24 431	290 452	280 072	15 695	23 477	21 143
	Köy	50	525	3 901	3 484	1	170	177	445	2 105	12 620	12 231	1 060	1 272	2 436	266	1 415	12 729	12 569	1 187	1 006	1 654
TR31	**Toplam**	**525**	**3 915**	**33 333**	**30 937**	**76**	**2 011**	**2 388**	**778**	**10 473**	**109 332**	**103 449**	**3 532**	**10 645**	**9 795**	**623**	**9 666**	**119 762**	**117 428**	**4 947**	**10 366**	**7 364**
	Şehir	525	3 915	33 333	30 937	76	2 011	2 388	778	10 473	109 332	103 449	3 532	10 645	9 795	623	9 666	119 762	117 428	4 947	10 366	7 364
	Köy	-	-	-	-	-	-	-	-	-	-	-	-	-	-	-	-	-	-	-	-	-
TR310 İzmir	**Toplam**	**525**	**3 915**	**33 333**	**30 937**	**76**	**2 011**	**2 388**	**778**	**10 473**	**109 332**	**103 449**	**3 532**	**10 645**	**9 795**	**623**	**9 666**	**119 762**	**117 428**	**4 947**	**10 366**	**7 364**
	Şehir	525	3 915	33 333	30 937	76	2 011	2 388	778	10 473	109 332	103 449	3 532	10 645	9 795	623	9 666	119 762	117 428	4 947	10 366	7 364
	Köy	-	-	-	-	-	-	-	-	-	-	-	-	-	-	-	-	-	-	-	-	-
TR32	**Toplam**	**348**	**3 077**	**26 514**	**24 252**	**81**	**1 774**	**1 625**	**971**	**8 447**	**76 932**	**72 654**	**4 055**	**7 209**	**9 996**	**726**	**7 781**	**88 324**	**84 452**	**5 655**	**7 351**	**7 290**
	Şehir	348	3 077	26 514	24 252	81	1 774	1 625	971	8 447	76 932	72 654	4 055	7 209	9 996	726	7 781	88 324	84 452	5 655	7 351	7 290
	Köy	-	-	-	-	-	-	-	-	-	-	-	-	-	-	-	-	-	-	-	-	-
TR321 Aydın	**Toplam**	**108**	**1 012**	**9 029**	**8 135**	**30**	**587**	**507**	**347**	**3 058**	**26 981**	**25 584**	**1 424**	**2 527**	**3 553**	**243**	**2 694**	**30 861**	**29 647**	**1 975**	**2 503**	**2 574**
	Şehir	108	1 012	9 029	8 135	30	587	507	347	3 058	26 981	25 584	1 424	2 527	3 553	243	2 694	30 861	29 647	1 975	2 503	2 574
	Köy	-	-	-	-	-	-	-	-	-	-	-	-	-	-	-	-	-	-	-	-	-
TR322 Denizli	**Toplam**	**135**	**1 100**	**9 583**	**8 931**	**32**	**726**	**653**	**296**	**2 804**	**26 987**	**25 546**	**1 553**	**2 301**	**3 339**	**252**	**2 805**	**31 556**	**30 048**	**2 041**	**2 566**	**2 596**
	Şehir	135	1 100	9 583	8 931	32	726	653	296	2 804	26 987	25 546	1 553	2 301	3 339	252	2 805	31 556	30 048	2 041	2 566	2 596
	Köy	-	-	-	-	-	-	-	-	-	-	-	-	-	-	-	-	-	-	-	-	-
TR323 Muğla	**Toplam**	**105**	**965**	**7 902**	**7 186**	**19**	**461**	**465**	**328**	**2 585**	**22 964**	**21 524**	**1 078**	**2 381**	**3 104**	**231**	**2 282**	**25 907**	**24 757**	**1 639**	**2 282**	**2 120**
	Şehir	105	965	7 902	7 186	19	461	465	328	2 585	22 964	21 524	1 078	2 381	3 104	231	2 282	25 907	24 757	1 639	2 282	2 120
	Köy	-	-	-	-	-	-	-	-	-	-	-	-	-	-	-	-	-	-	-	-	-

Not. İstatistiki bölge birimleri 1., 2. ve 3. düzey için açıklamalara bakınız.

(1) Toplam öğretmen, kadrolu ve sözleşmeli öğretmenleri kapsar.

(2) 38 146 okulöncesi öğretmeni bulunduğu kurumların öğretmen sayılarında, 33 693 anasınıfı derslik sayısı bulunduğu kurumların derslik sayılarında gösterilmiştir. Okul sayılarına anasınıfları dahil değildir. Okulöncesi eğitim kademesi ayrıntılı bilgi için 2.1-2.2 ve 2.3 tablolarına bakınız.

1.17 Number of schools, divisions, students, teachers and classrooms by Statistical Regions Levels 1, 2, and 3 and level of education

[The educational year 2016/'17]

Ortaöğretim - Upper Secondary Education																									
Ortaöğretim toplamı Total of secondary education							**Genel Ortaöğretim** General Secondary Education							**Mesleki ve Teknik Ortaöğretim** Vocational and Technical Secondary Education											
		Öğrenci Student		**Öğretmen**(1) Teacher(1)					**Öğrenci** Student		**Öğretmen**(1) Teacher(1)					**Öğrenci** Student		**Öğretmen**(1) Teacher(1)					
Okul School	**Şube** Division	**Erkek** Male	**Kadın** Female	**Erkek** Male	**Kadın** Female	**Derslik** Classroom	**Okul** School	**Şube** Division	**Erkek** Male	**Kadın** Female	**Erkek** Male	**Kadın** Female	**Derslik** Class-room	**Okul** School	**Şube** Division	**Erkek** Male	**Kadın** Female	**Erkek** Male	**Kadın** Female	**Derslik** Class-room		SR
11 076	**244 656**	**3 126 022**	**2 723 948**	**169 379**	**163 661**	**189 751**	**5 225**	**86 306**	**1 632 329**	**1 504 111**	**74 599**	**72 453**	**88 931**	**5 851**	**158 350**	**1 493 693**	**1 219 837**	**94 780**	**91 208**	**100 820**	**Total**	**TR Turkey**
10 864	**241 616**	**3 106 991**	**2 708 570**	**167 684**	**162 225**	**187 525**	**5 174**	**85 665**	**1 627 680**	**1 499 066**	**74 173**	**72 071**	**88 381**	**5 690**	**155 951**	**1 479 311**	**1 209 504**	**93 511**	**90 154**	**99 144**	**City**	
212	**3 040**	**19 031**	**15 378**	**1 695**	**1 436**	**2 226**	**51**	**641**	**4 649**	**5 045**	**426**	**382**	**550**	**161**	**2 399**	**14 382**	**10 333**	**1 269**	**1 054**	**1 676**	**Village**	
1 519	**36 221**	**576 067**	**505 752**	**21 924**	**31 011**	**29 540**	**843**	**12 540**	**304 569**	**253 229**	**9 705**	**13 939**	**14 335**	**676**	**23 681**	**271 498**	**252 523**	**12 219**	**17 072**	**15 205**	**Total**	İstanbul TR1
1 519	36 221	576 067	505 752	21 924	31 011	29 540	843	12 540	304 569	253 229	9 705	13 939	14 335	676	23 681	271 498	252 523	12 219	17 072	15 205	City	
-	-	-	-	-	-	-	-	-	-	-	-	-	-	-	-	-	-	-	-	-	Village	
1 519	**36 221**	**576 067**	**505 752**	**21 924**	**31 011**	**29 540**	**843**	**12 540**	**304 569**	**253 229**	**9 705**	**13 939**	**14 335**	**676**	**23 681**	**271 498**	**252 523**	**12 219**	**17 072**	**15 205**	**Total**	TR10
1 519	36 221	576 067	505 752	21 924	31 011	29 540	843	12 540	304 569	253 229	9 705	13 939	14 335	676	23 681	271 498	252 523	12 219	17 072	15 205	City	
-	-	-	-	-	-	-	-	-	-	-	-	-	-	-	-	-	-	-	-	-	Village	
1 519	**36 221**	**576 067**	**505 752**	**21 924**	**31 011**	**29 540**	**843**	**12 540**	**304 569**	**253 229**	**9 705**	**13 939**	**14 335**	**676**	**23 681**	**271 498**	**252 523**	**12 219**	**17 072**	**15 205**	**Total**	İstanbul TR100
1 519	36 221	576 067	505 752	21 924	31 011	29 540	843	12 540	304 569	253 229	9 705	13 939	14 335	676	23 681	271 498	252 523	12 219	17 072	15 205	City	
-	-	-	-	-	-	-	-	-	-	-	-	-	-	-	-	-	-	-	-	-	Village	
516	**9 750**	**108 830**	**94 795**	**6 677**	**7 386**	**7 765**	**225**	**3 498**	**56 431**	**57 924**	**2 916**	**3 491**	**3 622**	**291**	**6 252**	**52 399**	**36 871**	**3 761**	**3 895**	**4 143**	**Total**	West Marmara TR2
495	9 488	107 208	93 394	6 501	7 205	7 527	215	3 404	55 578	57 081	2 833	3 392	3 517	280	6 084	51 630	36 313	3 668	3 813	4 010	City	
21	262	1 622	1 401	176	181	238	10	94	853	843	83	99	105	11	168	769	558	93	82	133	Village	
246	**4 804**	**54 922**	**47 539**	**2 989**	**3 594**	**3 899**	**109**	**1 738**	**29 441**	**29 535**	**1 372**	**1 779**	**1 793**	**137**	**3 066**	**25 481**	**18 004**	**1 617**	**1 815**	**2 106**	**Total**	TR21
239	4 722	54 534	47 193	2 955	3 560	3 848	105	1 697	29 192	29 283	1 352	1 758	1 768	134	3 025	25 342	17 910	1 603	1 802	2 080	City	
7	82	388	346	34	34	51	4	41	249	252	20	21	25	3	41	139	94	14	13	26	Village	
123	**2 805**	**34 365**	**29 650**	**1 628**	**1 934**	**2 228**	**54**	**939**	**18 226**	**17 805**	**722**	**923**	**983**	**69**	**1 866**	**16 139**	**11 845**	**906**	**1 011**	**1 245**	**Total**	Tekirdağ TR211
123	2 805	34 365	29 650	1 628	1 934	2 228	54	939	18 226	17 805	722	923	983	69	1 866	16 139	11 845	906	1 011	1 245	City	
-	-	-	-	-	-	-	-	-	-	-	-	-	-	-	-	-	-	-	-	-	Village	
67	**959**	**10 388**	**9 293**	**771**	**937**	**898**	**30**	**422**	**5 627**	**6 115**	**368**	**491**	**444**	**37**	**537**	**4 761**	**3 178**	**403**	**446**	**454**	**Total**	Edirne TR212
65	944	10 216	9 113	757	922	885	28	407	5 455	5 935	354	476	431	37	537	4 761	3 178	403	446	454	City	
2	15	172	180	14	15	13	2	15	172	180	14	15	13	-	-	-	-	-	-	-	Village	
56	**1 040**	**10 169**	**8 596**	**590**	**723**	**773**	**25**	**377**	**5 588**	**5 615**	**282**	**365**	**366**	**31**	**663**	**4 581**	**2 981**	**308**	**358**	**407**	**Total**	Kırklareli TR213
51	973	9 953	8 430	570	704	735	23	351	5 511	5 543	276	359	354	28	622	4 442	2 887	294	345	381	City	
5	67	216	166	20	19	38	2	26	77	72	6	6	12	3	41	139	94	14	13	26	Village	
270	**4 946**	**53 908**	**47 256**	**3 688**	**3 792**	**3 866**	**116**	**1 760**	**26 990**	**28 389**	**1 544**	**1 712**	**1 829**	**154**	**3 186**	**26 918**	**18 867**	**2 144**	**2 080**	**2 037**	**Total**	TR22
256	4 766	52 674	46 201	3 546	3 645	3 679	110	1 707	26 386	27 798	1 481	1 634	1 749	146	3 059	26 288	18 403	2 065	2 011	1 930	City	
14	180	1 234	1 055	142	147	187	6	53	604	591	63	78	80	8	127	630	464	79	69	107	Village	
176	**3 556**	**39 711**	**34 568**	**2 618**	**2 623**	**2 567**	**78**	**1 259**	**19 446**	**20 048**	**1 074**	**1 189**	**1 251**	**98**	**2 297**	**20 265**	**14 520**	**1 544**	**1 434**	**1 316**	**Total**	Balıkesir TR221
176	3 556	39 711	34 568	2 618	2 623	2 567	78	1 259	19 446	20 048	1 074	1 189	1 251	98	2 297	20 265	14 520	1 544	1 434	1 316	City	
-	-	-	-	-	-	-	-	-	-	-	-	-	-	-	-	-	-	-	-	-	Village	
94	**1 390**	**14 197**	**12 688**	**1 070**	**1 169**	**1 299**	**38**	**501**	**7 544**	**8 341**	**470**	**523**	**578**	**56**	**889**	**6 653**	**4 347**	**600**	**646**	**721**	**Total**	Çanakkale TR222
80	1 210	12 963	11 633	928	1 022	1 112	32	448	6 940	7 750	407	445	498	48	762	6 023	3 883	521	577	614	City	
14	180	1 234	1 055	142	147	187	6	53	604	591	63	78	80	8	127	630	464	79	69	107	Village	
1 420	**29 958**	**356 456**	**309 322**	**20 544**	**21 978**	**23 433**	**676**	**10 977**	**187 448**	**184 222**	**8 903**	**10 205**	**11 324**	**744**	**18 981**	**169 008**	**125 100**	**11 641**	**11 773**	**12 109**	**Total**	Aegean TR3
1 403	29 664	355 450	308 656	20 416	21 890	23 259	676	10 977	187 448	184 222	8 903	10 205	11 324	727	18 687	168 002	124 434	11 513	11 685	11 935	City	
17	294	1 006	666	128	88	174	-	-	-	-	-	-	-	17	294	1 006	666	128	88	174	Village	
478	**11 467**	**145 236**	**125 661**	**6 828**	**9 886**	**8 530**	**247**	**4 262**	**77 739**	**74 144**	**2 942**	**4 675**	**4 242**	**231**	**7 205**	**67 497**	**51 517**	**3 886**	**5 211**	**4 288**	**Total**	TR31
478	11 467	145 236	125 661	6 828	9 886	8 530	247	4 262	77 739	74 144	2 942	4 675	4 242	231	7 205	67 497	51 517	3 886	5 211	4 288	City	
-	-	-	-	-	-	-	-	-	-	-	-	-	-	-	-	-	-	-	-	-	Village	
478	**11 467**	**145 236**	**125 661**	**6 828**	**9 886**	**8 530**	**247**	**4 262**	**77 739**	**74 144**	**2 942**	**4 675**	**4 242**	**231**	**7 205**	**67 497**	**51 517**	**3 886**	**5 211**	**4 288**	**Total**	İzmir TR310
478	11 467	145 236	125 661	6 828	9 886	8 530	247	4 262	77 739	74 144	2 942	4 675	4 242	231	7 205	67 497	51 517	3 886	5 211	4 288	City	
-	-	-	-	-	-	-	-	-	-	-	-	-	-	-	-	-	-	-	-	-	Village	
460	**9 300**	**104 315**	**89 024**	**6 780**	**6 652**	**7 495**	**230**	**3 694**	**57 698**	**55 945**	**3 127**	**3 270**	**3 829**	**230**	**5 606**	**46 617**	**33 079**	**3 653**	**3 382**	**3 666**	**Total**	TR32
460	9 300	104 315	89 024	6 780	6 652	7 495	230	3 694	57 698	55 945	3 127	3 270	3 829	230	5 606	46 617	33 079	3 653	3 382	3 666	City	
-	-	-	-	-	-	-	-	-	-	-	-	-	-	-	-	-	-	-	-	-	Village	
157	**3 327**	**36 626**	**30 996**	**2 425**	**2 275**	**2 615**	**79**	**1 413**	**20 245**	**19 882**	**1 135**	**1 157**	**1 359**	**78**	**1 914**	**16 381**	**11 114**	**1 290**	**1 118**	**1 256**	**Total**	Aydın TR321
157	3 327	36 626	30 996	2 425	2 275	2 615	79	1 413	20 245	19 882	1 135	1 157	1 359	78	1 914	16 381	11 114	1 290	1 118	1 256	City	
-	-	-	-	-	-	-	-	-	-	-	-	-	-	-	-	-	-	-	-	-	Village	
155	**3 341**	**36 025**	**32 142**	**2 389**	**2 257**	**2 656**	**75**	**1 186**	**18 602**	**18 542**	**1 068**	**1 008**	**1 244**	**80**	**2 155**	**17 423**	**13 600**	**1 321**	**1 249**	**1 412**	**Total**	Denizli TR322
155	3 341	36 025	32 142	2 389	2 257	2 656	75	1 186	18 602	18 542	1 068	1 008	1 244	80	2 155	17 423	13 600	1 321	1 249	1 412	City	
-	-	-	-	-	-	-	-	-	-	-	-	-	-	-	-	-	-	-	-	-	Village	
148	**2 632**	**31 664**	**25 886**	**1 966**	**2 120**	**2 224**	**76**	**1 095**	**18 851**	**17 521**	**924**	**1 105**	**1 226**	**72**	**1 537**	**12 813**	**8 365**	**1 042**	**1 015**	**998**	**Total**	Muğla TR323
148	2 632	31 664	25 886	1 966	2 120	2 224	76	1 095	18 851	17 521	924	1 105	1 226	72	1 537	12 813	8 365	1 042	1 015	998	City	
-	-	-	-	-	-	-	-	-	-	-	-	-	-	-	-	-	-	-	-	-	Village	

Note. See explanations for SR 1, SR 2 and SR 3 (Statistical Regions)

(1) Total of teachers includes permanent and contractual teaching staff.

(2) 38 146 pre-primary teachers are included in the number of teachers of institutions of which they are available and 33 693 nursery-classes are included in the number of classroom of institutions of which they are available. The number of nursery-classes are excluded from the number of schools. Please look at table 2.1-2.2 and 2.3 for detailed information about pre-primary education.

1.17 İstatistiki Bölge Birimleri Sınıflaması 1. , 2. ve 3. düzey ve eğitim seviyesine göre okul, şube, öğrenci, öğretmen ve derslik sayısı (devam)

[2016/'17 öğretim yılı]

İBBS		Okul Öncesi (2) - Pre-Primary Education (2)							İlkokul - Primary School							Ortaokul - Junior High School						
				Öğrenci Student		Öğretmen(1) Teacher(1)					Öğrenci Student		Öğretmen(1) Teacher(1)					Öğrenci Student		Öğretmen(1) Teacher(1)		
		Okul School	Şube Division	Erkek Male	Kadın Female	Erkek Male	Kadın Female	Derslik Class-room	Okul School	Şube Division	Erkek Male	Kadın Female	Erkek Male	Kadın Female	Derslik Classroom	Okul School	Şube Division	Erkek Male	Kadın Female	Erkek Male	Kadın Female	Derslik Classroom
TR33	Toplam	284	2 752	24 634	21 974	60	1 218	1 302	1 214	9 234	81 105	76 739	5 093	6 245	10 543	860	8 399	95 095	90 761	6 280	6 766	8 143
	Şehir	234	2 227	20 733	18 490	59	1 048	1 125	769	7 129	68 485	64 508	4 033	4 973	8 107	594	6 984	82 366	78 192	5 093	5 760	6 489
	Köy	50	525	3 901	3 484	1	170	177	445	2 105	12 620	12 231	1 060	1 272	2 436	266	1 415	12 729	12 569	1 187	1 006	1 654
TR331 Manisa	Toplam	109	1 219	11 157	9 843	22	572	584	494	4 176	37 683	35 564	2 097	2 930	4 346	320	3 760	43 871	41 596	2 706	3 121	3 343
	Şehir	109	1 219	11 157	9 843	22	572	584	494	4 176	37 683	35 564	2 097	2 930	4 346	320	3 760	43 871	41 596	2 706	3 121	3 343
	Köy	-	-	-	-	-	-	-	-	-	-	-	-	-	-	-	-	-	-	-	-	-
TR332 Afyonkarahisar	Toplam	84	734	6 276	5 651	17	294	319	376	2 444	20 903	19 857	1 450	1 550	3 080	285	2 219	24 201	23 443	1 681	1 706	2 251
	Şehir	59	427	3 967	3 553	16	207	227	132	1 237	12 871	12 034	850	849	1 628	130	1 361	16 107	15 424	997	1 121	1 306
	Köy	25	307	2 309	2 098	1	87	92	244	1 207	8 032	7 823	600	701	1 452	155	858	8 094	8 019	684	585	945
TR333 Kütahya	Toplam	56	479	4 401	3 983	12	201	247	224	1 618	13 441	12 837	985	995	1 975	164	1 531	16 321	15 558	1 172	1 159	1 613
	Şehir	39	345	3 405	3 125	12	151	199	96	1 047	10 691	10 146	686	715	1 392	99	1 191	13 485	12 812	849	911	1 164
	Köy	17	134	996	858	-	50	48	128	571	2 750	2 691	299	280	583	65	340	2 836	2 746	323	248	449
TR334 Uşak	Toplam	35	320	2 800	2 497	9	151	152	120	996	9 078	8 481	561	770	1 142	91	889	10 702	10 164	721	780	936
	Şehir	27	236	2 204	1 969	9	118	115	47	669	7 240	6 764	400	479	741	45	672	8 903	8 360	541	607	676
	Köy	8	84	596	528	-	33	37	73	327	1 838	1 717	161	291	401	46	217	1 799	1 804	180	173	260
TR4 Doğu Marmara	Toplam	990	7 746	69 329	63 246	160	3 984	4 582	1 560	19 786	222 886	211 107	8 949	16 942	21 997	1 477	19 662	243 536	235 537	11 524	17 650	15 503
	Şehir	945	7 431	67 142	61 219	159	3 767	4 373	1 425	19 041	217 151	205 643	8 569	16 377	20 750	1 379	19 048	238 466	230 518	11 079	17 165	15 085
	Köy	45	315	2 187	2 027	1	217	209	135	745	5 735	5 464	380	565	1 247	98	614	5 070	5 019	445	485	418
TR41	Toplam	417	3 715	33 343	30 238	78	1 884	2 147	690	10 053	113 362	107 335	4 242	8 617	10 508	662	9 742	122 696	118 252	5 374	8 784	6 528
	Şehir	410	3 669	33 112	29 980	78	1 839	2 109	671	9 969	112 897	106 850	4 204	8 565	10 359	649	9 676	122 253	117 768	5 310	8 730	6 478
	Köy	7	46	231	258	-	45	38	19	84	465	485	38	52	149	13	66	443	484	64	54	50
TR411 Bursa	Toplam	306	2 766	24 768	22 399	56	1 268	1 581	478	7 491	88 484	83 792	3 162	6 280	7 469	479	7 319	94 033	90 253	3 933	6 241	4 677
	Şehir	306	2 766	24 768	22 399	56	1 268	1 581	478	7 491	88 484	83 792	3 162	6 280	7 469	479	7 319	94 033	90 253	3 933	6 241	4 677
	Köy	-	-	-	-	-	-	-	-	-	-	-	-	-	-	-	-	-	-	-	-	-
TR412 Eskişehir	Toplam	87	753	6 860	6 129	19	476	412	153	2 062	19 764	18 672	828	1 965	2 256	127	1 899	22 463	22 161	1 133	2 049	1 383
	Şehir	87	753	6 860	6 129	19	476	412	153	2 062	19 764	18 672	828	1 965	2 256	127	1 899	22 463	22 161	1 133	2 049	1 383
	Köy	-	-	-	-	-	-	-	-	-	-	-	-	-	-	-	-	-	-	-	-	-
TR413 Bilecik	Toplam	24	196	1 715	1 710	3	140	154	59	500	5 114	4 871	252	372	783	56	524	6 200	5 838	308	494	468
	Şehir	17	150	1 484	1 452	3	95	116	40	416	4 649	4 386	214	320	634	43	458	5 757	5 354	244	440	418
	Köy	7	46	231	258	-	45	38	19	84	465	485	38	52	149	13	66	443	484	64	54	50
TR42	Toplam	573	4 031	35 986	33 008	82	2 100	2 435	870	9 733	109 524	103 772	4 707	8 325	11 489	815	9 920	120 840	117 285	6 150	8 866	8 975
	Şehir	535	3 762	34 030	31 239	81	1 928	2 264	754	9 072	104 254	98 793	4 365	7 812	10 391	730	9 372	116 213	112 750	5 769	8 435	8 607
	Köy	38	269	1 956	1 769	1	172	171	116	661	5 270	4 979	342	513	1 098	85	548	4 627	4 535	381	431	368
TR421 Kocaeli	Toplam	316	2 102	19 931	18 484	38	1 116	1 301	324	4 631	57 813	54 869	2 096	4 367	5 640	319	4 723	62 510	60 081	2 847	4 496	4 134
	Şehir	316	2 102	19 931	18 484	38	1 116	1 301	324	4 631	57 813	54 869	2 096	4 367	5 640	319	4 723	62 510	60 081	2 847	4 496	4 134
	Köy	-	-	-	-	-	-	-	-	-	-	-	-	-	-	-	-	-	-	-	-	-
TR422 Sakarya	Toplam	138	984	8 413	7 610	16	479	586	299	2 712	28 040	26 475	1 424	2 015	2 422	254	2 719	31 990	31 206	1 693	2 197	2 794
	Şehir	138	984	8 413	7 610	16	479	586	299	2 712	28 040	26 475	1 424	2 015	2 422	254	2 719	31 990	31 206	1 693	2 197	2 794
	Köy	-	-	-	-	-	-	-	-	-	-	-	-	-	-	-	-	-	-	-	-	-
TR423 Düzce	Toplam	64	418	3 382	3 071	13	246	269	113	1 033	10 147	9 799	551	804	1 497	104	1 081	11 449	11 487	716	893	870
	Şehir	42	280	2 327	2 115	13	163	190	50	685	7 308	7 043	347	526	882	62	821	9 167	9 343	515	673	695
	Köy	22	138	1 055	956	-	83	79	63	348	2 839	2 756	204	278	615	42	260	2 282	2 144	201	220	175
TR424 Bolu	Toplam	27	276	2 246	2 011	10	159	155	75	739	7 109	6 602	371	595	1 125	76	756	7 903	7 728	494	722	587
	Şehir	18	208	1 803	1 635	10	105	103	49	589	6 103	5 753	302	499	905	58	631	7 007	6 863	409	642	501
	Köy	9	68	443	376	-	54	52	26	150	1 006	849	69	96	220	18	125	896	865	85	80	86
TR425 Yalova	Toplam	28	251	2 014	1 832	5	100	124	59	618	6 415	6 027	265	544	805	62	641	6 988	6 783	400	558	590
	Şehir	21	188	1 556	1 395	4	65	84	32	455	4 990	4 653	196	405	542	37	478	5 539	5 257	305	427	483
	Köy	7	63	458	437	1	35	40	27	163	1 425	1 374	69	139	263	25	163	1 449	1 526	95	131	107
TR5 Batı Anadolu	Toplam	1 040	7 661	63 590	57 861	126	4 369	4 811	1 659	21 098	230 245	217 019	8 644	19 750	21 295	1 406	20 599	255 089	248 597	11 269	20 920	17 085
	Şehir	1 032	7 575	63 014	57 359	126	4 326	4 769	1 608	20 860	228 730	215 503	8 502	19 618	20 970	1 378	20 446	253 650	247 143	11 149	20 820	16 946
	Köy	8	86	576	502	-	43	42	51	238	1 515	1 516	142	132	325	28	153	1 439	1 454	120	100	139
TR51	Toplam	731	5 307	42 559	38 603	84	3 302	3 663	806	13 363	152 394	143 417	4 087	14 261	12 869	740	13 006	165 680	162 174	5 769	14 951	10 969
	Şehir	731	5 307	42 559	38 603	84	3 302	3 663	806	13 363	152 394	143 417	4 087	14 261	12 869	740	13 006	165 680	162 174	5 769	14 951	10 969
	Köy	-	-	-	-	-	-	-	-	-	-	-	-	-	-	-	-	-	-	-	-	-
TR510 Ankara	Toplam	731	5 307	42 559	38 603	84	3 302	3 663	806	13 363	152 394	143 417	4 087	14 261	12 869	740	13 006	165 680	162 174	5 769	14 951	10 969
	Şehir	731	5 307	42 559	38 603	84	3 302	3 663	806	13 363	152 394	143 417	4 087	14 261	12 869	740	13 006	165 680	162 174	5 769	14 951	10 969
	Köy	-	-	-	-	-	-	-	-	-	-	-	-	-	-	-	-	-	-	-	-	-

Not. İstatistiki bölge birimleri 1., 2. ve 3. düzey için açıklamalara bakınız.

(1) Toplam öğretmen, kadrolu ve sözleşmeli öğretmenleri kapsar.

(2) 38 146 okulöncesi öğretmeni bulunduğu kurumlanın öğretmen sayılarında, 33 693 anasınıfı derslik sayısı bulunduğu kurumların derslik sayılarında gösterilmiştir. Okul sayılarına anasınıfları dahil değildir. Okulöncesi eğitim kademesi ayrıntılı bilgi için 2.1-2.2 ve 2.3 tablolarına bakınız.

1.17 Number of schools, divisions, students, teachers and classrooms by Statistical Regions Levels 1, 2, and 3 and level of education(continued)

[The educational year 2016/'17]

Ortaöğretim - Upper Secondary Education																									
Ortaöğretim toplamı Total of secondary education							**Genel Ortaöğretim** General Secondary Education							**Mesleki ve Teknik Ortaöğretim** Vocational and Technical Secondary Education											
		Öğrenci Student		**Öğretmen**(1) Teacher(1)					**Öğrenci** Student		**Öğretmen**(1) Teacher(1)					**Öğrenci** Student		**Öğretmen**(1) Teacher(1)					
Okul School	**Şube** Division	**Erkek** Male	**Kadın** Female	**Erkek** Male	**Kadın** Female	**Derslik** Classroom	**Okul** School	**Şube** Division	**Erkek** Male	**Kadın** Female	**Erkek** Male	**Kadın** Female	**Derslik** Class-room	**Okul** School	**Şube** Division	**Erkek** Male	**Kadın** Female	**Erkek** Male	**Kadın** Female	**Derslik** Class-room		SR
482	**9 191**	**106 905**	**94 637**	**6 936**	**5 440**	**7 408**	**199**	**3 021**	**52 011**	**54 133**	**2 834**	**2 260**	**3 253**	**283**	**6 170**	**54 894**	**40 504**	**4 102**	**3 180**	**4 155**	**Total**	TR33
465	8 897	105 899	93 971	6 808	5 352	7 234	199	3 021	52 011	54 133	2 834	2 260	3 253	266	5 876	53 888	39 838	3 974	3 092	3 981	City	
17	294	1 006	666	128	88	174	-	-	-	-	-	-	-	17	294	1 006	666	128	88	174	Village	
190	**3 742**	**48 797**	**41 981**	**3 080**	**2 566**	**3 093**	**90**	**1 321**	**22 036**	**23 238**	**1 248**	**1 088**	**1 377**	**100**	**2 421**	**26 761**	**18 743**	**1 832**	**1 478**	**1 716**	**Total**	Manisa TR331
190	3 742	48 797	41 981	3 080	2 566	3 093	90	1 321	22 036	23 238	1 248	1 088	1 377	100	2 421	26 761	18 743	1 832	1 478	1 716	City	
-	-	-	-	-	-	-	-	-	-	-	-	-	-	-	-	-	-	-	-	-	Village	
136	**2 499**	**26 041**	**22 898**	**1 679**	**1 363**	**1 949**	**46**	**647**	**13 127**	**12 884**	**647**	**490**	**732**	**90**	**1 852**	**12 914**	**10 014**	**1 032**	**873**	**1 217**	**Total**	Afyonkarahisar TR332
123	2 307	25 396	22 479	1 602	1 304	1 822	46	647	13 127	12 884	647	490	732	77	1 660	12 269	9 595	955	814	1 090	City	
13	192	645	419	77	59	127	-	-	-	-	-	-	-	13	192	645	419	77	59	127	Village	
101	**1 859**	**19 531**	**18 320**	**1 397**	**916**	**1 466**	**37**	**536**	**9 866**	**10 512**	**540**	**366**	**640**	**64**	**1 323**	**9 665**	**7 808**	**857**	**550**	**826**	**Total**	Kütahya TR333
97	1 757	19 170	18 073	1 346	887	1 419	37	536	9 866	10 512	540	366	640	60	1 221	9 304	7 561	806	521	779	City	
4	102	361	247	51	29	47	-	-	-	-	-	-	-	4	102	361	247	51	29	47	Village	
55	**1 091**	**12 536**	**11 438**	**780**	**595**	**900**	**26**	**517**	**6 982**	**7 499**	**399**	**316**	**504**	**29**	**574**	**5 554**	**3 939**	**381**	**279**	**396**	**Total**	Uşak TR334
55	1 091	12 536	11 438	780	595	900	26	517	6 982	7 499	399	316	504	29	574	5 554	3 939	381	279	396	City	
-	-	-	-	-	-	-	-	-	-	-	-	-	-	-	-	-	-	-	-	-	Village	
996	**20 700**	**284 672**	**257 007**	**15 823**	**16 701**	**17 614**	**469**	**7 373**	**131 672**	**137 613**	**6 433**	**7 456**	**8 120**	**527**	**13 327**	**153 000**	**119 394**	**9 390**	**9 245**	**9 494**	**Total**	East Marmara TR4
989	20 593	283 207	256 082	15 726	16 610	17 540	466	7 325	131 114	136 944	6 381	7 408	8 075	523	13 268	152 093	119 138	9 345	9 202	9 465	City	
7	107	1 465	925	97	91	74	3	48	558	669	52	48	45	4	59	907	256	45	43	29	Village	
513	**9 693**	**138 802**	**124 773**	**8 320**	**8 844**	**9 132**	**249**	**3 451**	**64 097**	**66 937**	**3 314**	**3 886**	**4 240**	**264**	**6 242**	**74 705**	**57 836**	**5 006**	**4 958**	**4 892**	**Total**	TR41
513	9 693	138 802	124 773	8 320	8 844	9 132	249	3 451	64 097	66 937	3 314	3 886	4 240	264	6 242	74 705	57 836	5 006	4 958	4 892	City	
-	-	-	-	-	-	-	-	-	-	-	-	-	-	-	-	-	-	-	-	-	Village	
350	**6 939**	**103 745**	**92 466**	**5 987**	**6 218**	**6 514**	**169**	**2 238**	**46 368**	**46 579**	**2 305**	**2 575**	**2 906**	**181**	**4 701**	**57 377**	**45 887**	**3 682**	**3 643**	**3 608**	**Total**	Bursa TR411
350	6 939	103 745	92 466	5 987	6 218	6 514	169	2 238	46 368	46 579	2 305	2 575	2 906	181	4 701	57 377	45 887	3 682	3 643	3 608	City	
-	-	-	-	-	-	-	-	-	-	-	-	-	-	-	-	-	-	-	-	-	Village	
116	**2 035**	**27 320**	**25 629**	**1 876**	**2 152**	**2 031**	**64**	**999**	**14 442**	**17 038**	**846**	**1 133**	**1 112**	**52**	**1 036**	**12 878**	**8 591**	**1 030**	**1 019**	**919**	**Total**	Eskişehir TR412
116	2 035	27 320	25 629	1 876	2 152	2 031	64	999	14 442	17 038	846	1 133	1 112	52	1 036	12 878	8 591	1 030	1 019	919	City	
-	-	-	-	-	-	-	-	-	-	-	-	-	-	-	-	-	-	-	-	-	Village	
47	**719**	**7 737**	**6 678**	**457**	**474**	**587**	**16**	**214**	**3 287**	**3 320**	**163**	**178**	**222**	**31**	**505**	**4 450**	**3 358**	**294**	**296**	**365**	**Total**	Bilecik TR413
47	719	7 737	6 678	457	474	587	16	214	3 287	3 320	163	178	222	31	505	4 450	3 358	294	296	365	City	
-	-	-	-	-	-	-	-	-	-	-	-	-	-	-	-	-	-	-	-	-	Village	
483	**11 007**	**145 870**	**132 234**	**7 503**	**7 857**	**8 482**	**220**	**3 922**	**67 575**	**70 676**	**3 119**	**3 570**	**3 880**	**263**	**7 085**	**78 295**	**61 558**	**4 384**	**4 287**	**4 602**	**Total**	TR42
476	10 900	144 405	131 309	7 406	7 766	8 408	217	3 874	67 017	70 007	3 067	3 522	3 835	259	7 026	77 388	61 302	4 339	4 244	4 573	City	
7	107	1 465	925	97	91	74	3	48	558	669	52	48	45	4	59	907	256	45	43	29	Village	
219	**4 816**	**75 352**	**67 485**	**3 623**	**4 101**	**4 305**	**108**	**1 859**	**36 602**	**35 765**	**1 543**	**1 880**	**2 016**	**111**	**2 957**	**38 750**	**31 720**	**2 080**	**2 221**	**2 289**	**Total**	Kocaeli TR421
219	4 816	75 352	67 485	3 623	4 101	4 305	108	1 859	36 602	35 765	1 543	1 880	2 016	111	2 957	38 750	31 720	2 080	2 221	2 289	City	
-	-	-	-	-	-	-	-	-	-	-	-	-	-	-	-	-	-	-	-	-	Village	
122	**3 123**	**37 180**	**35 353**	**1 921**	**1 686**	**1 963**	**56**	**1 099**	**15 916**	**18 829**	**793**	**792**	**949**	**66**	**2 024**	**21 264**	**16 524**	**1 128**	**894**	**1 014**	**Total**	Sakarya TR422
122	3 123	37 180	35 353	1 921	1 686	1 963	56	1 099	15 916	18 829	793	792	949	66	2 024	21 264	16 524	1 128	894	1 014	City	
-	-	-	-	-	-	-	-	-	-	-	-	-	-	-	-	-	-	-	-	-	Village	
53	**1 332**	**13 621**	**12 864**	**775**	**760**	**850**	**21**	**396**	**5 828**	**6 328**	**310**	**307**	**320**	**32**	**936**	**7 793**	**6 536**	**465**	**453**	**530**	**Total**	Düzce TR423
51	1 306	13 411	12 701	762	735	839	20	390	5 783	6 299	307	297	320	31	916	7 628	6 402	455	438	519	City	
2	26	210	163	13	25	11	1	6	45	29	3	10	-	1	20	165	134	10	15	11	Village	
52	**1 037**	**11 298**	**8 957**	**690**	**758**	**806**	**19**	**256**	**4 496**	**5 175**	**251**	**301**	**312**	**33**	**781**	**6 802**	**3 782**	**439**	**457**	**494**	**Total**	Bolu TR424
51	1 027	11 255	8 932	687	754	798	19	256	4 496	5 175	251	301	312	32	771	6 759	3 757	436	453	486	City	
1	10	43	25	3	4	8	-	-	-	-	-	-	-	1	10	43	25	3	4	8	Village	
37	**699**	**8 419**	**7 575**	**494**	**552**	**558**	**16**	**312**	**4 733**	**4 579**	**222**	**290**	**283**	**21**	**387**	**3 686**	**2 996**	**272**	**262**	**275**	**Total**	Yalova TR425
33	628	7 207	6 838	413	490	503	14	270	4 220	3 939	173	252	238	19	358	2 987	2 899	240	238	265	City	
4	71	1 212	737	81	62	55	2	42	513	640	49	38	45	2	29	699	97	32	24	10	Village	
1 122	**25 033**	**301 067**	**272 177**	**16 158**	**20 616**	**20 064**	**565**	**9 580**	**161 436**	**152 915**	**7 179**	**9 212**	**9 895**	**557**	**15 453**	**139 631**	**119 262**	**8 979**	**11 404**	**10 169**	**Total**	West Anatolia TR5
1 118	24 984	300 933	272 023	16 132	20 597	20 033	565	9 580	161 436	152 915	7 179	9 212	9 895	553	15 404	139 497	119 108	8 953	11 385	10 138	City	
4	49	134	154	26	19	31	-	-	-	-	-	-	-	4	49	134	154	26	19	31	Village	
741	**16 474**	**199 849**	**181 519**	**10 101**	**16 328**	**13 510**	**415**	**6 934**	**110 108**	**107 749**	**4 895**	**7 745**	**7 448**	**326**	**9 540**	**89 741**	**73 770**	**5 206**	**8 583**	**6 062**	**Total**	TR51
741	16 474	199 849	181 519	10 101	16 328	13 510	415	6 934	110 108	107 749	4 895	7 745	7 448	326	9 540	89 741	73 770	5 206	8 583	6 062	City	
-	-	-	-	-	-	-	-	-	-	-	-	-	-	-	-	-	-	-	-	-	Village	
741	**16 474**	**199 849**	**181 519**	**10 101**	**16 328**	**13 510**	**415**	**6 934**	**110 108**	**107 749**	**4 895**	**7 745**	**7 448**	**326**	**9 540**	**89 741**	**73 770**	**5 206**	**8 583**	**6 062**	**Total**	Ankara TR510
741	16 474	199 849	181 519	10 101	16 328	13 510	415	6 934	110 108	107 749	4 895	7 745	7 448	326	9 540	89 741	73 770	5 206	8 583	6 062	City	
-	-	-	-	-	-	-	-	-	-	-	-	-	-	-	-	-	-	-	-	-	Village	

Note. See explanations for SR 1, SR 2 and SR 3 (Statistical Regions)

(1) Total of teachers includes permanent and contractual teaching staff.

(2) 38 146 pre-primary teachers are included in the number of teachers of institutions of which they are available and 33 693 nursery-classes are included in the number of classroom of institutions of which they are available. The number of nursery-classes are excluded from the number of schools. Please look at table 2.1-2.2 and 2.3 for detailed information about pre-primary education.

1.17 İstatistiki Bölge Birimleri Sınıflaması 1. , 2. ve 3. düzey ve eğitim seviyesine göre okul, şube, öğrenci, öğretmen ve derslik sayısı (devam)

[2016/'17 öğretim yılı]

İBBS		Okul Öncesi (2) - Pre-Primary Education (2)							İlkokul - Primary School							Ortaokul - Junior High School						
				Öğrenci Student		Öğretmen(1) Teacher(1)					Öğrenci Student		Öğretmen(1) Teacher(1)					Öğrenci Student		Öğretmen(1) Teacher(1)		
		Okul School	Şube Division	Erkek Male	Kadın Female	Erkek Male	Kadın Female	Derslik Class-room	Okul School	Şube Division	Erkek Male	Kadın Female	Erkek Male	Kadın Female	Derslik Classroom	Okul School	Şube Division	Erkek Male	Kadın Female	Erkek Male	Kadın Female	Derslik Classroom
TR52	**Toplam**	**309**	**2 354**	**21 031**	**19 258**	**42**	**1 067**	**1 148**	**853**	**7 735**	**77 851**	**73 602**	**4 557**	**5 489**	**8 426**	**666**	**7 593**	**89 409**	**86 423**	**5 500**	**5 969**	**6 116**
	Şehir	301	2 268	20 455	18 756	42	1 024	1 106	802	7 497	76 336	72 086	4 415	5 357	8 101	638	7 440	87 970	84 969	5 380	5 869	5 977
	Köy	8	86	576	502	-	43	42	51	238	1 515	1 516	142	132	325	28	153	1 439	1 454	120	100	139
TR521 Konya	**Toplam**	**284**	**2 099**	**18 691**	**17 214**	**30**	**957**	**1 031**	**762**	**6 951**	**70 663**	**66 743**	**4 039**	**4 992**	**7 369**	**591**	**6 855**	**80 851**	**78 180**	**4 979**	**5 431**	**5 425**
	Şehir	284	2 099	18 691	17 214	30	957	1 031	762	6 951	70 663	66 743	4 039	4 992	7 369	591	6 855	80 851	78 180	4 979	5 431	5 425
	Köy	-	-	-	-	-	-	-	-	-	-	-	-	-	-	-	-	-	-	-	-	-
TR522 Karaman	**Toplam**	**25**	**255**	**2 340**	**2 044**	**12**	**110**	**117**	**91**	**784**	**7 188**	**6 859**	**518**	**497**	**1 057**	**75**	**738**	**8 558**	**8 243**	**521**	**538**	**691**
	Şehir	17	169	1 764	1 542	12	67	75	40	546	5 673	5 343	376	365	732	47	585	7 119	6 789	401	438	552
	Köy	8	86	576	502	-	43	42	51	238	1 515	1 516	142	132	325	28	153	1 439	1 454	120	100	139
TR6 Akdeniz	**Toplam**	**1 091**	**10 831**	**108 600**	**98 849**	**330**	**5 516**	**5 166**	**3 053**	**32 642**	**345 921**	**327 711**	**17 297**	**24 559**	**34 367**	**2 424**	**30 142**	**380 821**	**366 621**	**21 123**	**24 308**	**22 238**
	Şehir	1 048	10 457	105 981	96 611	327	5 356	4 998	2 788	31 420	338 701	320 973	16 620	23 706	33 058	2 278	29 345	373 894	359 956	20 421	23 684	21 267
	Köy	43	374	2 619	2 238	3	160	168	265	1 222	7 220	6 738	677	853	1 309	146	797	6 927	6 665	702	624	971
TR61	**Toplam**	**467**	**3 447**	**31 304**	**28 516**	**70**	**2 142**	**2 172**	**819**	**8 192**	**85 067**	**80 146**	**4 170**	**6 879**	**10 076**	**795**	**8 093**	**96 401**	**92 940**	**5 415**	**7 218**	**6 752**
	Şehir	438	3 228	29 768	27 153	67	2 046	2 056	660	7 482	81 159	76 540	3 823	6 320	9 353	699	7 627	92 679	89 380	4 993	6 788	6 056
	Köy	29	219	1 536	1 363	3	96	116	159	710	3 908	3 606	347	559	723	96	466	3 722	3 560	422	430	696
TR611 Antalya	**Toplam**	**387**	**2 744**	**25 238**	**22 922**	**43**	**1 795**	**1 832**	**547**	**6 210**	**68 096**	**64 150**	**2 911**	**5 418**	**7 857**	**566**	**6 171**	**76 409**	**73 915**	**3 925**	**5 477**	**4 530**
	Şehir	387	2 744	25 238	22 922	43	1 795	1 832	547	6 210	68 096	64 150	2 911	5 418	7 857	566	6 171	76 409	73 915	3 925	5 477	4 530
	Köy	-	-	-	-	-	-	-	-	-	-	-	-	-	-	-	-	-	-	-	-	-
TR612 Isparta	**Toplam**	**51**	**443**	**3 635**	**3 403**	**17**	**239**	**228**	**168**	**1 234**	**10 813**	**10 279**	**755**	**907**	**1 223**	**133**	**1 185**	**12 720**	**12 037**	**926**	**1 044**	**1 530**
	Şehir	29	293	2 648	2 522	15	159	128	67	779	8 356	7 987	539	588	860	75	898	10 434	9 940	667	804	999
	Köy	22	150	987	881	2	80	100	101	455	2 457	2 292	216	319	363	58	287	2 286	2 097	259	240	531
TR613 Burdur	**Toplam**	**29**	**260**	**2 431**	**2 191**	**10**	**108**	**112**	**104**	**748**	**6 158**	**5 717**	**504**	**554**	**996**	**96**	**737**	**7 272**	**6 988**	**564**	**697**	**692**
	Şehir	22	191	1 882	1 709	9	92	96	46	493	4 707	4 403	373	314	636	58	558	5 836	5 525	401	507	527
	Köy	7	69	549	482	1	16	16	58	255	1 451	1 314	131	240	360	38	179	1 436	1 463	163	190	165
TR62	**Toplam**	**367**	**3 962**	**42 051**	**38 258**	**130**	**2 100**	**1 797**	**972**	**12 462**	**134 557**	**127 655**	**6 273**	**10 085**	**12 302**	**745**	**11 328**	**148 045**	**142 407**	**8 029**	**9 822**	**7 208**
	Şehir	367	3 962	42 051	38 258	130	2 100	1 797	972	12 462	134 557	127 655	6 273	10 085	12 302	745	11 328	148 045	142 407	8 029	9 822	7 208
	Köy	-	-	-	-	-	-	-	-	-	-	-	-	-	-	-	-	-	-	-	-	-
TR621 Adana	**Toplam**	**200**	**2 047**	**21 386**	**19 414**	**78**	**1 132**	**972**	**522**	**6 895**	**76 440**	**72 357**	**3 196**	**5 509**	**6 187**	**357**	**6 069**	**83 657**	**80 260**	**4 135**	**5 453**	**4 311**
	Şehir	200	2 047	21 386	19 414	78	1 132	972	522	6 895	76 440	72 357	3 196	5 509	6 187	357	6 069	83 657	80 260	4 135	5 453	4 311
	Köy	-	-	-	-	-	-	-	-	-	-	-	-	-	-	-	-	-	-	-	-	-
TR622 Mersin	**Toplam**	**167**	**1 915**	**20 665**	**18 844**	**52**	**968**	**825**	**450**	**5 567**	**58 117**	**55 298**	**3 077**	**4 576**	**6 115**	**388**	**5 259**	**64 388**	**62 147**	**3 894**	**4 369**	**2 897**
	Şehir	167	1 915	20 665	18 844	52	968	825	450	5 567	58 117	55 298	3 077	4 576	6 115	388	5 259	64 388	62 147	3 894	4 369	2 897
	Köy	-	-	-	-	-	-	-	-	-	-	-	-	-	-	-	-	-	-	-	-	-
TR63	**Toplam**	**257**	**3 422**	**35 245**	**32 075**	**130**	**1 274**	**1 197**	**1 262**	**11 988**	**126 297**	**119 910**	**6 854**	**7 595**	**11 989**	**884**	**10 721**	**136 375**	**131 274**	**7 679**	**7 268**	**8 278**
	Şehir	243	3 267	34 162	31 200	130	1 210	1 145	1 156	11 476	122 985	116 778	6 524	7 301	11 403	834	10 390	133 170	128 169	7 399	7 074	8 003
	Köy	14	155	1 083	875	-	64	52	106	512	3 312	3 132	330	294	586	50	331	3 205	3 105	280	194	275
TR631 Hatay	**Toplam**	**151**	**1 865**	**19 445**	**17 825**	**52**	**714**	**674**	**567**	**5 765**	**61 954**	**58 881**	**3 172**	**4 141**	**6 403**	**440**	**5 115**	**64 391**	**62 634**	**3 468**	**3 655**	**3 574**
	Şehir	151	1 865	19 445	17 825	52	714	674	567	5 765	61 954	58 881	3 172	4 141	6 403	440	5 115	64 391	62 634	3 468	3 655	3 574
	Köy	-	-	-	-	-	-	-	-	-	-	-	-	-	-	-	-	-	-	-	-	-
TR632 Kahramanmaraş	**Toplam**	**67**	**1 014**	**10 514**	**9 643**	**50**	**355**	**318**	**511**	**4 341**	**44 771**	**42 418**	**2 487**	**2 190**	**3 733**	**318**	**3 761**	**49 852**	**47 637**	**2 838**	**2 336**	**3 270**
	Şehir	67	1 014	10 514	9 643	50	355	318	511	4 341	44 771	42 418	2 487	2 190	3 733	318	3 761	49 852	47 637	2 838	2 336	3 270
	Köy	-	-	-	-	-	-	-	-	-	-	-	-	-	-	-	-	-	-	-	-	-
TR633 Osmaniye	**Toplam**	**39**	**543**	**5 286**	**4 607**	**28**	**205**	**205**	**184**	**1 882**	**19 572**	**18 611**	**1 195**	**1 264**	**1 853**	**126**	**1 845**	**22 132**	**21 003**	**1 373**	**1 277**	**1 434**
	Şehir	25	388	4 203	3 732	28	141	153	78	1 370	16 260	15 479	865	970	1 267	76	1 514	18 927	17 898	1 093	1 083	1 159
	Köy	14	155	1 083	875	-	64	52	106	512	3 312	3 132	330	294	586	50	331	3 205	3 105	280	194	275
TR7 Orta Anadolu	**Toplam**	**391**	**3 703**	**32 553**	**30 276**	**132**	**1 902**	**1 823**	**1 607**	**13 270**	**122 763**	**116 126**	**7 688**	**8 297**	**15 837**	**1 265**	**12 317**	**139 331**	**135 191**	**8 938**	**9 527**	**10 416**
	Şehir	298	2 940	27 007	25 128	132	1 640	1 508	890	9 971	102 983	97 262	6 103	6 504	11 805	806	10 016	118 420	114 912	7 256	7 971	7 873
	Köy	93	763	5 546	5 148	-	262	315	717	3 299	19 780	18 864	1 585	1 793	4 032	459	2 301	20 911	20 279	1 682	1 556	2 543
TR71	**Toplam**	**179**	**1 561**	**13 419**	**12 606**	**54**	**732**	**778**	**686**	**5 211**	**46 321**	**43 908**	**3 004**	**3 558**	**6 008**	**527**	**4 808**	**53 096**	**51 108**	**3 657**	**3 951**	**5 362**
	Şehir	115	1 036	9 458	9 008	54	543	557	279	3 235	32 918	31 180	1 990	2 256	3 700	263	3 368	39 040	37 694	2 543	2 806	3 511
	Köy	64	525	3 961	3 598	-	189	221	407	1 976	13 403	12 728	1 014	1 302	2 308	264	1 440	14 056	13 414	1 114	1 145	1 851
TR711 Kırıkkale	**Toplam**	**37**	**244**	**2 006**	**1 752**	**2**	**120**	**137**	**87**	**892**	**7 119**	**6 883**	**460**	**574**	**1 042**	**76**	**833**	**8 316**	**8 186**	**553**	**665**	**761**
	Şehir	17	189	1 642	1 491	2	77	81	55	754	6 522	6 383	411	503	852	59	751	7 762	7 735	502	603	706
	Köy	20	55	364	261	-	43	56	32	138	597	500	49	71	190	17	82	554	451	51	62	55
TR712 Aksaray	**Toplam**	**49**	**421**	**3 656**	**3 496**	**18**	**200**	**205**	**216**	**1 445**	**13 407**	**12 702**	**811**	**900**	**1 718**	**139**	**1 224**	**14 781**	**14 105**	**958**	**961**	**1 341**
	Şehir	34	270	2 520	2 426	18	150	139	76	794	9 026	8 441	482	523	961	66	811	10 386	9 764	610	662	837
	Köy	15	151	1 136	1 070	-	50	66	140	651	4 381	4 261	329	377	757	73	413	4 395	4 341	348	299	504

Not. İstatistiki bölge birimleri 1., 2. ve 3. düzey için açıklamalara bakınız.

(1) Toplam öğretmen, kadrolu ve sözleşmeli öğretmenleri kapsar.

(2) 38 146 okulöncesi öğretmeni bulunduğu kurumların öğretmen sayılarında, 33 693 anasınıfı derslik sayısı bulunduğu kurumların derslik sayılarında gösterilmiştir. Okul sayılarına anasınıfları dahil değildir. Okulöncesi eğitim kademesi ayrıntılı bilgi için 2.1-2.2 ve 2.3 tablolarına bakınız.

1.17 Number of schools, divisions, students, teachers and classrooms by Statistical Regions Levels 1, 2, and 3 and level of education(continued)

[The educational year 2016/'17]

Ortaöğretim - Upper Secondary Education																									
Ortaöğretim toplamı Total of secondary education							**Genel Ortaöğretim** General Secondary Education							**Mesleki ve Teknik Ortaöğretim** Vocational and Technical Secondary Education											
		Öğrenci Student		**Öğretmen**[1] Teacher[1]					**Öğrenci** Student		**Öğretmen**[1] Teacher[1]					**Öğrenci** Student		**Öğretmen**[1] Teacher[1]					
Okul School	**Şube** Division	**Erkek** Male	**Kadın** Female	**Erkek** Male	**Kadın** Female	**Derslik** Classroom	**Okul** School	**Şube** Division	**Erkek** Male	**Kadın** Female	**Erkek** Male	**Kadın** Female	**Derslik** Class-room	**Okul** School	**Şube** Division	**Erkek** Male	**Kadın** Female	**Erkek** Male	**Kadın** Female	**Derslik** Class-room		SR
381	**8 559**	**101 218**	**90 658**	**6 057**	**4 288**	**6 554**	**150**	**2 646**	**51 328**	**45 166**	**2 284**	**1 467**	**2 447**	**231**	**5 913**	**49 890**	**45 492**	**3 773**	**2 821**	**4 107**	**Total**	TR52
377	8 510	101 084	90 504	6 031	4 269	6 523	150	2 646	51 328	45 166	2 284	1 467	2 447	227	5 864	49 756	45 338	3 747	2 802	4 076	City	
4	49	134	154	26	19	31	-	-	-	-	-	-	-	4	49	134	154	26	19	31	Village	
331	**7 554**	**90 757**	**80 591**	**5 316**	**3 843**	**5 706**	**127**	**2 316**	**45 339**	**38 905**	**1 931**	**1 258**	**2 026**	**204**	**5 238**	**45 418**	**41 686**	**3 385**	**2 585**	**3 680**	**Total**	Konya TR521
331	7 554	90 757	80 591	5 316	3 843	5 706	127	2 316	45 339	38 905	1 931	1 258	2 026	204	5 238	45 418	41 686	3 385	2 585	3 680	City	
-	-	-	-	-	-	-	-	-	-	-	-	-	-	-	-	-	-	-	-	-	Village	
50	**1 005**	**10 461**	**10 067**	**741**	**445**	**848**	**23**	**330**	**5 989**	**6 261**	**353**	**209**	**421**	**27**	**675**	**4 472**	**3 806**	**388**	**236**	**427**	**Total**	Karaman TR522
46	956	10 327	9 913	715	426	817	23	330	5 989	6 261	353	209	421	23	626	4 338	3 652	362	217	396	City	
4	49	134	154	26	19	31	-	-	-	-	-	-	-	4	49	134	154	26	19	31	Village	
1 416	**32 170**	**409 439**	**362 741**	**24 013**	**20 053**	**24 318**	**716**	**12 260**	**217 391**	**211 634**	**11 402**	**9 554**	**12 285**	**700**	**19 910**	**192 048**	**151 107**	**12 611**	**10 499**	**12 033**	**Total**	Mediterranean TR6
1 409	32 081	408 935	362 318	23 962	20 013	24 234	711	12 209	217 067	211 323	11 370	9 523	12 216	698	19 872	191 868	150 995	12 592	10 490	12 018	City	
7	89	504	423	51	40	84	5	51	324	311	32	31	69	2	38	180	112	19	9	15	Village	
469	**8 489**	**114 550**	**102 117**	**6 912**	**6 413**	**7 537**	**238**	**3 481**	**67 191**	**64 700**	**3 487**	**3 158**	**3 906**	**231**	**5 008**	**47 359**	**37 417**	**3 425**	**3 255**	**3 631**	**Total**	TR61
464	8 438	114 226	101 806	6 880	6 382	7 468	233	3 430	66 867	64 389	3 455	3 127	3 837	231	5 008	47 359	37 417	3 425	3 255	3 631	City	
5	51	324	311	32	31	69	5	51	324	311	32	31	69	-	-	-	-	-	-	-	Village	
328	**6 082**	**89 409**	**79 486**	**4 960**	**4 940**	**5 598**	**180**	**2 630**	**54 351**	**51 227**	**2 635**	**2 585**	**3 053**	**148**	**3 452**	**35 058**	**28 259**	**2 325**	**2 355**	**2 545**	**Total**	Antalya TR611
328	6 082	89 409	79 486	4 960	4 940	5 598	180	2 630	54 351	51 227	2 635	2 585	3 053	148	3 452	35 058	28 259	2 325	2 355	2 545	City	
-	-	-	-	-	-	-	-	-	-	-	-	-	-	-	-	-	-	-	-	-	Village	
88	**1 524**	**15 222**	**14 355**	**1 258**	**954**	**1 248**	**34**	**513**	**7 927**	**8 296**	**527**	**374**	**563**	**54**	**1 011**	**7 295**	**6 059**	**731**	**580**	**685**	**Total**	Isparta TR612
86	1 510	15 071	14 213	1 247	936	1 201	32	499	7 776	8 154	516	356	516	54	1 011	7 295	6 059	731	580	685	City	
2	14	151	142	11	18	47	2	14	151	142	11	18	47	-	-	-	-	-	-	-	Village	
53	**883**	**9 919**	**8 276**	**694**	**519**	**691**	**24**	**338**	**4 913**	**5 177**	**325**	**199**	**290**	**29**	**545**	**5 006**	**3 099**	**369**	**320**	**401**	**Total**	Burdur TR613
50	846	9 746	8 107	673	506	669	21	301	4 740	5 008	304	186	268	29	545	5 006	3 099	369	320	401	City	
3	37	173	169	21	13	22	3	37	173	169	21	13	22	-	-	-	-	-	-	-	Village	
501	**12 411**	**158 742**	**140 270**	**9 030**	**8 263**	**9 165**	**266**	**4 919**	**82 892**	**82 591**	**4 342**	**4 117**	**4 747**	**235**	**7 492**	**75 850**	**57 679**	**4 688**	**4 146**	**4 418**	**Total**	TR62
501	12 411	158 742	140 270	9 030	8 263	9 165	266	4 919	82 892	82 591	4 342	4 117	4 747	235	7 492	75 850	57 679	4 688	4 146	4 418	City	
-	-	-	-	-	-	-	-	-	-	-	-	-	-	-	-	-	-	-	-	-	Village	
261	**6 526**	**88 966**	**77 879**	**4 675**	**4 537**	**4 986**	**144**	**2 803**	**47 146**	**47 118**	**2 348**	**2 403**	**2 714**	**117**	**3 723**	**41 820**	**30 761**	**2 327**	**2 134**	**2 272**	**Total**	Adana TR621
261	6 526	88 966	77 879	4 675	4 537	4 986	144	2 803	47 146	47 118	2 348	2 403	2 714	117	3 723	41 820	30 761	2 327	2 134	2 272	City	
-	-	-	-	-	-	-	-	-	-	-	-	-	-	-	-	-	-	-	-	-	Village	
240	**5 885**	**69 776**	**62 391**	**4 355**	**3 726**	**4 179**	**122**	**2 116**	**35 746**	**35 473**	**1 994**	**1 714**	**2 033**	**118**	**3 769**	**34 030**	**26 918**	**2 361**	**2 012**	**2 146**	**Total**	Mersin TR622
240	5 885	69 776	62 391	4 355	3 726	4 179	122	2 116	35 746	35 473	1 994	1 714	2 033	118	3 769	34 030	26 918	2 361	2 012	2 146	City	
-	-	-	-	-	-	-	-	-	-	-	-	-	-	-	-	-	-	-	-	-	Village	
446	**11 270**	**136 147**	**120 354**	**8 071**	**5 377**	**7 616**	**212**	**3 860**	**67 308**	**64 343**	**3 573**	**2 279**	**3 632**	**234**	**7 410**	**68 839**	**56 011**	**4 498**	**3 098**	**3 984**	**Total**	TR63
444	11 232	135 967	120 242	8 052	5 368	7 601	212	3 860	67 308	64 343	3 573	2 279	3 632	232	7 372	68 659	55 899	4 479	3 089	3 969	City	
2	38	180	112	19	9	15	-	-	-	-	-	-	-	2	38	180	112	19	9	15	Village	
209	**5 201**	**64 187**	**57 173**	**3 695**	**2 706**	**3 694**	**112**	**2 026**	**33 355**	**32 195**	**1 835**	**1 300**	**1 921**	**97**	**3 175**	**30 832**	**24 978**	**1 860**	**1 406**	**1 773**	**Total**	Hatay TR631
209	5 201	64 187	57 173	3 695	2 706	3 694	112	2 026	33 355	32 195	1 835	1 300	1 921	97	3 175	30 832	24 978	1 860	1 406	1 773	City	
-	-	-	-	-	-	-	-	-	-	-	-	-	-	-	-	-	-	-	-	-	Village	
153	**3 913**	**49 026**	**42 683**	**2 863**	**1 748**	**2 498**	**61**	**1 024**	**22 922**	**21 113**	**1 048**	**623**	**984**	**92**	**2 889**	**26 104**	**21 570**	**1 815**	**1 125**	**1 514**	**Total**	Kahramanmaraş TR632
153	3 913	49 026	42 683	2 863	1 748	2 498	61	1 024	22 922	21 113	1 048	623	984	92	2 889	26 104	21 570	1 815	1 125	1 514	City	
-	-	-	-	-	-	-	-	-	-	-	-	-	-	-	-	-	-	-	-	-	Village	
84	**2 156**	**22 934**	**20 498**	**1 513**	**923**	**1 424**	**39**	**810**	**11 031**	**11 035**	**690**	**356**	**727**	**45**	**1 346**	**11 903**	**9 463**	**823**	**567**	**697**	**Total**	Osmaniye TR633
82	2 118	22 754	20 386	1 494	914	1 409	39	810	11 031	11 035	690	356	727	43	1 308	11 723	9 351	804	558	682	City	
2	38	180	112	19	9	15	-	-	-	-	-	-	-	2	38	180	112	19	9	15	Village	
733	**14 282**	**159 951**	**143 268**	**10 887**	**7 679**	**11 447**	**306**	**4 975**	**78 738**	**81 544**	**4 640**	**3 005**	**4 998**	**427**	**9 307**	**81 213**	**61 724**	**6 247**	**4 674**	**6 449**	**Total**	Central Anatolia TR7
687	13 725	157 033	140 663	10 592	7 419	11 057	287	4 722	77 373	80 107	4 535	2 909	4 850	400	9 003	79 660	60 556	6 057	4 510	6 207	City	
46	557	2 918	2 605	295	260	390	19	253	1 365	1 437	105	96	148	27	304	1 553	1 168	190	164	242	Village	
305	**5 747**	**60 220**	**53 479**	**4 273**	**3 079**	**4 521**	**130**	**2 026**	**29 503**	**31 330**	**1 827**	**1 246**	**2 020**	**175**	**3 721**	**30 717**	**22 149**	**2 446**	**1 833**	**2 501**	**Total**	TR71
274	5 360	58 173	51 440	4 055	2 902	4 270	115	1 831	28 404	30 134	1 739	1 168	1 908	159	3 529	29 769	21 306	2 316	1 734	2 362	City	
31	387	2 047	2 039	218	177	251	15	195	1 099	1 196	88	78	112	16	192	948	843	130	99	139	Village	
61	**1 088**	**11 083**	**9 822**	**864**	**662**	**945**	**24**	**370**	**4 571**	**5 068**	**349**	**251**	**418**	**37**	**718**	**6 512**	**4 754**	**515**	**411**	**527**	**Total**	Kırıkkale TR711
58	1 061	10 875	9 608	841	643	928	23	366	4 537	5 046	337	245	414	35	695	6 338	4 562	504	398	514	City	
3	27	208	214	23	19	17	1	4	34	22	12	6	4	2	23	174	192	11	13	13	Village	
72	**1 422**	**16 631**	**14 190**	**970**	**669**	**1 032**	**36**	**594**	**8 256**	**8 838**	**447**	**313**	**519**	**36**	**828**	**8 375**	**5 352**	**523**	**356**	**513**	**Total**	Aksaray TR712
58	1 246	15 724	13 177	875	598	913	28	465	7 612	8 088	394	268	447	30	781	8 112	5 089	481	330	466	City	
14	176	907	1 013	95	71	119	8	129	644	750	53	45	72	6	47	263	263	42	26	47	Village	

Note. See explanations for SR 1, SR 2 and SR 3 (Statistical Regions)

(1) Total of teachers includes permanent and contractual teaching staff.

(2) 38 146 pre-primary teachers are included in the number of teachers of institutions of which they are available and 33 693 nursery-classes are included in the number of classroom of institutions of which they are available. The number of nursery-classes are excluded from the number of schools. Please look at table 2.1-2.2 and 2.3 for detailed information about pre-primary education.

1.17 İstatistiki Bölge Birimleri Sınıflaması 1. , 2. ve 3. düzey ve eğitim seviyesine göre okul, şube, öğrenci, öğretmen ve derslik sayısı (devam)

[2016/'17 öğretim yılı]

		Okul Öncesi (2) - Pre-Primary Education (2)							İlkokul - Primary School							Ortaokul - Junior High School						
				Öğrenci Student		Öğretmen(1) Teacher(1)					Öğrenci Student		Öğretmen(1) Teacher(1)					Öğrenci Student		Öğretmen(1) Teacher(1)		
İBBS		Okul School	Şube Division	Erkek Male	Kadın Female	Erkek Male	Kadın Female	Derslik Class-room	Okul School	Şube Division	Erkek Male	Kadın Female	Erkek Male	Kadın Female	Derslik Classroom	Okul School	Şube Division	Erkek Male	Kadın Female	Erkek Male	Kadın Female	Derslik Classroom
TR713 Niğde	**Toplam**	**40**	**364**	**3 150**	**3 038**	**7**	**148**	**156**	**173**	**1 190**	**11 345**	**10 643**	**684**	**855**	**1 165**	**135**	**1 134**	**13 413**	**12 776**	**865**	**939**	**1 493**
	Şehir	26	198	1 827	1 788	7	106	118	50	565	6 536	6 006	347	442	490	48	626	8 084	7 692	496	550	775
	Köy	14	166	1 323	1 250	-	42	38	123	625	4 809	4 637	337	413	675	87	508	5 329	5 084	369	389	718
TR714 Nevşehir	**Toplam**	**33**	**325**	**2 931**	**2 658**	**12**	**138**	**186**	**129**	**1 005**	**8 580**	**8 085**	**554**	**695**	**1 146**	**102**	**941**	**9 763**	**9 489**	**688**	**776**	**1 133**
	Şehir	22	206	1 988	1 832	12	99	136	43	570	5 605	5 353	346	395	673	42	615	6 656	6 626	437	498	652
	Köy	11	119	943	826	-	39	50	86	435	2 975	2 732	208	300	473	60	326	3 107	2 863	251	278	481
TR715 Kırşehir	**Toplam**	**20**	**207**	**1 676**	**1 662**	**15**	**126**	**94**	**81**	**679**	**5 870**	**5 595**	**495**	**534**	**937**	**75**	**676**	**6 823**	**6 552**	**593**	**610**	**634**
	Şehir	16	173	1 481	1 471	15	111	83	55	552	5 229	4 997	404	393	724	48	565	6 152	5 877	498	493	541
	Köy	4	34	195	191	-	15	11	26	127	641	598	91	141	213	27	111	671	675	95	117	93
TR72	**Toplam**	**212**	**2 142**	**19 134**	**17 670**	**78**	**1 170**	**1 045**	**921**	**8 059**	**76 442**	**72 218**	**4 684**	**4 739**	**9 829**	**738**	**7 509**	**86 235**	**84 083**	**5 281**	**5 576**	**5 054**
	Şehir	183	1 904	17 549	16 120	78	1 097	951	611	6 736	70 065	66 082	4 113	4 248	8 105	543	6 648	79 380	77 218	4 713	5 165	4 362
	Köy	29	238	1 585	1 550	-	73	94	310	1 323	6 377	6 136	571	491	1 724	195	861	6 855	6 865	568	411	692
TR721 Kayseri	**Toplam**	**125**	**1 298**	**11 721**	**10 840**	**38**	**826**	**684**	**401**	**4 412**	**46 914**	**44 195**	**2 485**	**2 914**	**4 986**	**314**	**4 111**	**51 566**	**50 349**	**2 815**	**3 308**	**2 363**
	Şehir	125	1 298	11 721	10 840	38	826	684	401	4 412	46 914	44 195	2 485	2 914	4 986	314	4 111	51 566	50 349	2 815	3 308	2 363
	Köy	-	-	-	-	-	-	-	-	-	-	-	-	-	-	-	-	-	-	-	-	-
TR722 Sivas	**Toplam**	**52**	**518**	**4 654**	**4 344**	**24**	**227**	**228**	**318**	**2 222**	**17 779**	**16 865**	**1 222**	**1 117**	**2 516**	**202**	**1 944**	**21 008**	**20 461**	**1 487**	**1 416**	**1 781**
	Şehir	34	377	3 688	3 390	24	180	174	120	1 385	14 461	13 489	939	833	1 674	123	1 530	17 427	16 906	1 178	1 165	1 365
	Köy	18	141	966	954	-	47	54	198	837	3 318	3 376	283	284	842	79	414	3 581	3 555	309	251	416
TR723 Yozgat	**Toplam**	**35**	**326**	**2 759**	**2 486**	**16**	**117**	**133**	**202**	**1 425**	**11 749**	**11 158**	**977**	**708**	**2 327**	**222**	**1 454**	**13 661**	**13 273**	**979**	**852**	**910**
	Şehir	24	229	2 140	1 890	16	91	93	90	939	8 690	8 398	689	501	1 445	106	1 007	10 387	9 963	720	692	634
	Köy	11	97	619	596	-	26	40	112	486	3 059	2 760	288	207	882	116	447	3 274	3 310	259	160	276
TR8 Batı Karadeniz	**Toplam**	**520**	**4 140**	**36 470**	**33 594**	**104**	**1 995**	**1 878**	**1 764**	**13 456**	**114 764**	**108 776**	**7 481**	**8 780**	**14 470**	**1 228**	**12 566**	**136 493**	**133 315**	**9 314**	**10 511**	**12 187**
	Şehir	347	3 230	30 072	27 785	103	1 535	1 420	994	10 042	97 888	92 503	6 030	7 096	10 634	884	10 354	118 660	115 564	7 593	8 953	9 979
	Köy	173	910	6 398	5 809	1	460	458	770	3 414	16 876	16 273	1 451	1 684	3 836	344	2 212	17 833	17 751	1 721	1 558	2 208
TR81	**Toplam**	**143**	**855**	**7 178**	**6 643**	**15**	**446**	**398**	**352**	**2 881**	**24 847**	**23 631**	**1 443**	**2 056**	**2 884**	**251**	**2 738**	**29 179**	**28 085**	**1 784**	**2 243**	**2 928**
	Şehir	53	514	4 665	4 338	14	232	196	150	1 774	17 950	16 920	943	1 401	1 773	144	1 838	21 354	20 468	1 125	1 575	1 841
	Köy	90	341	2 513	2 305	1	214	202	202	1 107	6 897	6 711	500	655	1 111	107	900	7 825	7 617	659	668	1 087
TR811 Zonguldak	**Toplam**	**81**	**490**	**4 210**	**3 781**	**8**	**238**	**231**	**225**	**1 799**	**15 141**	**14 411**	**819**	**1 277**	**1 594**	**128**	**1 581**	**17 391**	**16 950**	**970**	**1 291**	**1 642**
	Şehir	30	285	2 675	2 462	8	113	111	81	1 038	10 682	10 182	488	856	919	62	1 011	12 154	11 778	548	849	956
	Köy	51	205	1 535	1 319	-	125	120	144	761	4 459	4 229	331	421	675	66	570	5 237	5 172	422	442	686
TR812 Karabük	**Toplam**	**44**	**208**	**1 629**	**1 616**	**5**	**143**	**107**	**59**	**541**	**5 291**	**4 969**	**341**	**429**	**616**	**74**	**602**	**6 456**	**6 157**	**430**	**552**	**669**
	Şehir	12	139	1 198	1 111	5	70	51	48	486	4 856	4 528	318	374	556	62	543	6 009	5 770	388	506	597
	Köy	32	69	431	505	-	73	56	11	55	435	441	23	55	60	12	59	447	387	42	46	72
TR813 Bartın	**Toplam**	**18**	**157**	**1 339**	**1 246**	**2**	**65**	**60**	**68**	**541**	**4 415**	**4 251**	**283**	**350**	**674**	**49**	**555**	**5 332**	**4 978**	**384**	**400**	**617**
	Şehir	11	90	792	765	1	49	34	21	250	2 412	2 210	137	171	298	20	284	3 191	2 920	189	220	288
	Köy	7	67	547	481	1	16	26	47	291	2 003	2 041	146	179	376	29	271	2 141	2 058	195	180	329
TR82	**Toplam**	**78**	**618**	**5 290**	**5 075**	**22**	**306**	**285**	**256**	**2 011**	**17 055**	**16 053**	**1 026**	**1 239**	**2 434**	**212**	**2 005**	**20 318**	**20 346**	**1 302**	**1 609**	**1 880**
	Şehir	57	503	4 501	4 346	22	245	225	124	1 423	14 326	13 367	799	986	1 765	155	1 651	17 729	17 670	1 083	1 367	1 576
	Köy	21	115	789	729	-	61	60	132	588	2 729	2 686	227	253	669	57	354	2 589	2 676	219	242	304
TR821 Kastamonu	**Toplam**	**36**	**275**	**2 375**	**2 287**	**5**	**125**	**131**	**126**	**988**	**8 315**	**7 818**	**507**	**616**	**1 124**	**110**	**976**	**9 957**	**10 101**	**650**	**805**	**892**
	Şehir	21	202	1 893	1 840	5	78	84	59	679	6 792	6 284	383	478	791	75	759	8 244	8 409	510	649	708
	Köy	15	73	482	447	-	47	47	67	309	1 523	1 534	124	138	333	35	217	1 713	1 692	140	156	184
TR822 Çankırı	**Toplam**	**18**	**159**	**1 410**	**1 327**	**8**	**91**	**67**	**63**	**486**	**4 196**	**3 912**	**243**	**266**	**589**	**54**	**455**	**4 785**	**4 777**	**281**	**335**	**498**
	Şehir	14	143	1 314	1 236	8	83	59	36	383	3 865	3 618	218	239	480	45	419	4 595	4 537	261	319	464
	Köy	4	16	96	91	-	8	8	27	103	331	294	25	27	109	9	36	190	240	20	16	34
TR823 Sinop	**Toplam**	**24**	**184**	**1 505**	**1 461**	**9**	**90**	**87**	**67**	**537**	**4 544**	**4 323**	**276**	**357**	**721**	**48**	**574**	**5 576**	**5 468**	**371**	**469**	**490**
	Şehir	22	158	1 294	1 270	9	84	82	29	361	3 669	3 465	198	269	494	35	473	4 890	4 724	312	399	404
	Köy	2	26	211	191	-	6	5	38	176	875	858	78	88	227	13	101	686	744	59	70	86
TR83	**Toplam**	**299**	**2 667**	**24 002**	**21 876**	**67**	**1 243**	**1 195**	**1 156**	**8 564**	**72 862**	**69 092**	**5 012**	**5 485**	**9 152**	**765**	**7 823**	**86 996**	**84 884**	**6 228**	**6 659**	**7 379**
	Şehir	237	2 213	20 906	19 101	67	1 058	999	720	6 845	65 612	62 216	4 288	4 709	7 096	585	6 865	79 577	77 426	5 385	6 011	6 562
	Köy	62	454	3 096	2 775	-	185	196	436	1 719	7 250	6 876	724	776	2 056	180	958	7 419	7 458	843	648	817
TR831 Samsun	**Toplam**	**160**	**1 246**	**11 049**	**10 190**	**27**	**627**	**621**	**476**	**3 925**	**35 241**	**33 594**	**2 196**	**2 915**	**3 773**	**315**	**3 598**	**41 972**	**40 726**	**2 725**	**3 366**	**3 446**
	Şehir	160	1 246	11 049	10 190	27	627	621	476	3 925	35 241	33 594	2 196	2 915	3 773	315	3 598	41 972	40 726	2 725	3 366	3 446
	Köy	-	-	-	-	-	-	-	-	-	-	-	-	-	-	-	-	-	-	-	-	-
TR832 Tokat	**Toplam**	**59**	**613**	**5 812**	**5 258**	**15**	**233**	**227**	**331**	**2 030**	**15 394**	**14 592**	**1 246**	**1 065**	**2 330**	**195**	**1 765**	**18 945**	**18 645**	**1 500**	**1 330**	**1 718**
	Şehir	29	379	4 146	3 693	15	152	146	105	1 107	11 548	11 002	856	675	1 346	102	1 247	15 012	14 620	1 023	1 017	1 227
	Köy	30	234	1 666	1 565	-	81	81	226	923	3 846	3 590	390	390	984	93	518	3 933	4 025	477	313	491

Not. İstatistiki bölge birimleri 1., 2. ve 3. düzey için açıklamalara bakınız.

(1) Toplam öğretmen, kadrolu ve sözleşmeli öğretmenleri kapsar.

(2) 38 146 okulöncesi öğretmeni bulunduğu kurumların öğretmen sayılarında, 33 693 anasınıfı derslik sayısı bulunduğu kurumların derslik sayılarında gösterilmiştir. Okul sayılarına anasınıfları dahil değildir. Okulöncesi eğitim kademesi ayrıntılı bilgi için 2.1-2.2 ve 2.3 tablolarına bakınız.

1.17 Number of schools, divisions, students, teachers and classrooms by Statistical Regions Levels 1, 2, and 3 and level of education(continued)

[The educational year 2016/'17]

Ortaöğretim - Upper Secondary Education																									
Ortaöğretim toplamı Total of secondary education							**Genel Ortaöğretim** General Secondary Education							**Mesleki ve Teknik Ortaöğretim** Vocational and Technical Secondary Education								
		Öğrenci Student		**Öğretmen**[1] Teacher[1]					**Öğrenci** Student		**Öğretmen**[1] Teacher[1]					**Öğrenci** Student		**Öğretmen**[1] Teacher[1]				
Okul School	**Şube** Division	**Erkek** Male	**Kadın** Female	**Erkek** Male	**Kadın** Female	**Derslik** Classroom	**Okul** School	**Şube** Division	**Erkek** Male	**Kadın** Female	**Erkek** Male	**Kadın** Female	**Derslik** Class-room	**Okul** School	**Şube** Division	**Erkek** Male	**Kadın** Female	**Erkek** Male	**Kadın** Female	**Derslik** Classroom		SR
58	**1 244**	**12 978**	**12 165**	**885**	**657**	**949**	**22**	**385**	**6 917**	**7 347**	**374**	**256**	**402**	**36**	**859**	**6 061**	**4 818**	**511**	**401**	**547**	**Total**	Niğde TR713
50	1 119	12 524	11 748	821	601	872	21	378	6 881	7 295	372	253	394	29	741	5 643	4 453	449	348	478	City	
8	125	454	417	64	56	77	1	7	36	52	2	3	8	7	118	418	365	62	53	69	Village	
58	**1 003**	**10 977**	**9 637**	**741**	**599**	**828**	**26**	**324**	**5 609**	**5 640**	**302**	**236**	**341**	**32**	**679**	**5 368**	**3 997**	**439**	**363**	**487**	**Total**	Nevşehir TR714
52	944	10 499	9 242	705	568	790	21	269	5 224	5 268	281	212	313	31	675	5 275	3 974	424	356	477	City	
6	59	478	395	36	31	38	5	55	385	372	21	24	28	1	4	93	23	15	7	10	Village	
56	**990**	**8 551**	**7 665**	**813**	**492**	**767**	**22**	**353**	**4 150**	**4 437**	**355**	**190**	**340**	**34**	**637**	**4 401**	**3 228**	**458**	**302**	**427**	**Total**	Kırşehir TR715
56	990	8 551	7 665	813	492	767	22	353	4 150	4 437	355	190	340	34	637	4 401	3 228	458	302	427	City	
-	-	-	-	-	-	-	-	-	-	-	-	-	-	-	-	-	-	-	-	-	Village	
428	**8 535**	**99 731**	**89 789**	**6 614**	**4 600**	**6 926**	**176**	**2 949**	**49 235**	**50 214**	**2 813**	**1 759**	**2 978**	**252**	**5 586**	**50 496**	**39 575**	**3 801**	**2 841**	**3 948**	**Total**	TR72
413	8 365	98 860	89 223	6 537	4 517	6 787	172	2 891	48 969	49 973	2 796	1 741	2 942	241	5 474	49 891	39 250	3 741	2 776	3 845	City	
15	170	871	566	77	83	139	4	58	266	241	17	18	36	11	112	605	325	60	65	103	Village	
211	**4 360**	**58 426**	**52 332**	**3 631**	**2 556**	**3 723**	**92**	**1 488**	**27 933**	**28 383**	**1 531**	**966**	**1 621**	**119**	**2 872**	**30 493**	**23 949**	**2 100**	**1 590**	**2 102**	**Total**	Kayseri TR721
211	4 360	58 426	52 332	3 631	2 556	3 723	92	1 488	27 933	28 383	1 531	966	1 621	119	2 872	30 493	23 949	2 100	1 590	2 102	City	
-	-	-	-	-	-	-	-	-	-	-	-	-	-	-	-	-	-	-	-	-	Village	
110	**2 399**	**25 009**	**22 750**	**1 706**	**1 222**	**1 746**	**47**	**891**	**13 279**	**13 334**	**760**	**499**	**762**	**63**	**1 508**	**11 730**	**9 416**	**946**	**723**	**984**	**Total**	Sivas TR722
102	2 293	24 456	22 302	1 661	1 172	1 665	43	833	13 013	13 093	743	481	726	59	1 460	11 443	9 209	918	691	939	City	
8	106	553	448	45	50	81	4	58	266	241	17	18	36	4	48	287	207	28	32	45	Village	
107	**1 776**	**16 296**	**14 707**	**1 277**	**822**	**1 457**	**37**	**570**	**8 023**	**8 497**	**522**	**294**	**595**	**70**	**1 206**	**8 273**	**6 210**	**755**	**528**	**862**	**Total**	Yozgat TR723
100	1 712	15 978	14 589	1 245	789	1 399	37	570	8 023	8 497	522	294	595	63	1 142	7 955	6 092	723	495	804	City	
7	64	318	118	32	33	58	-	-	-	-	-	-	-	7	64	318	118	32	33	58	Village	
793	**14 727**	**166 116**	**156 627**	**11 778**	**9 328**	**12 126**	**319**	**4 657**	**80 922**	**89 727**	**4 698**	**3 729**	**5 255**	**474**	**10 070**	**85 194**	**66 900**	**7 080**	**5 599**	**6 871**	**Total**	West Black Sea TR8
754	14 204	163 120	154 109	11 461	9 013	11 711	317	4 633	80 649	89 345	4 676	3 695	5 231	437	9 571	82 471	64 764	6 785	5 318	6 480	City	
39	523	2 996	2 518	317	315	415	2	24	273	382	22	34	24	37	499	2 723	2 136	295	281	391	Village	
169	**3 194**	**35 161**	**33 444**	**2 455**	**2 169**	**2 833**	**66**	**987**	**16 503**	**19 016**	**907**	**892**	**1 255**	**103**	**2 207**	**18 658**	**14 428**	**1 548**	**1 277**	**1 578**	**Total**	TR81
144	2 819	33 302	31 422	2 254	1 946	2 550	64	963	16 230	18 634	885	858	1 231	80	1 856	17 072	12 788	1 369	1 088	1 319	City	
25	375	1 859	2 022	201	223	283	2	24	273	382	22	34	24	23	351	1 586	1 640	179	189	259	Village	
93	**1 762**	**20 225**	**19 433**	**1 313**	**1 209**	**1 564**	**39**	**597**	**9 361**	**11 430**	**518**	**543**	**707**	**54**	**1 165**	**10 864**	**8 003**	**795**	**666**	**857**	**Total**	Zonguldak TR811
77	1 540	19 084	18 090	1 195	1 068	1 383	37	573	9 088	11 048	496	509	683	40	967	9 996	7 042	699	559	700	City	
16	222	1 141	1 343	118	141	181	2	24	273	382	22	34	24	14	198	868	961	96	107	157	Village	
44	**691**	**8 541**	**7 574**	**655**	**551**	**740**	**18**	**233**	**4 453**	**4 523**	**262**	**218**	**352**	**26**	**458**	**4 088**	**3 051**	**393**	**333**	**388**	**Total**	Karabük TR812
42	670	8 445	7 451	635	536	720	18	233	4 453	4 523	262	218	352	24	437	3 992	2 928	373	318	368	City	
2	21	96	123	20	15	20	-	-	-	-	-	-	-	2	21	96	123	20	15	20	Village	
32	**741**	**6 395**	**6 437**	**487**	**409**	**529**	**9**	**157**	**2 689**	**3 063**	**127**	**131**	**196**	**23**	**584**	**3 706**	**3 374**	**360**	**278**	**333**	**Total**	Bartın TR813
25	609	5 773	5 881	424	342	447	9	157	2 689	3 063	127	131	196	16	452	3 084	2 818	297	211	251	City	
7	132	622	556	63	67	82	-	-	-	-	-	-	-	7	132	622	556	63	67	82	Village	
164	**2 365**	**24 686**	**23 126**	**1 745**	**1 497**	**1 972**	**51**	**615**	**11 533**	**13 172**	**620**	**499**	**695**	**113**	**1 750**	**13 153**	**9 954**	**1 125**	**998**	**1 277**	**Total**	TR82
161	2 329	24 567	22 990	1 728	1 476	1 939	51	615	11 533	13 172	620	499	695	110	1 714	13 034	9 818	1 108	977	1 244	City	
3	36	119	136	17	21	33	-	-	-	-	-	-	-	3	36	119	136	17	21	33	Village	
81	**1 100**	**11 805**	**11 526**	**825**	**709**	**918**	**21**	**244**	**5 178**	**6 336**	**262**	**210**	**297**	**60**	**856**	**6 627**	**5 190**	**563**	**499**	**621**	**Total**	Kastamonu TR821
78	1 064	11 686	11 390	808	688	885	21	244	5 178	6 336	262	210	297	57	820	6 508	5 054	546	478	588	City	
3	36	119	136	17	21	33	-	-	-	-	-	-	-	3	36	119	136	17	21	33	Village	
38	**527**	**6 000**	**5 185**	**398**	**349**	**535**	**12**	**160**	**2 833**	**3 035**	**157**	**113**	**181**	**26**	**367**	**3 167**	**2 150**	**241**	**236**	**354**	**Total**	Çankırı TR822
38	527	6 000	5 185	398	349	535	12	160	2 833	3 035	157	113	181	26	367	3 167	2 150	241	236	354	City	
-	-	-	-	-	-	-	-	-	-	-	-	-	-	-	-	-	-	-	-	-	Village	
45	**738**	**6 881**	**6 415**	**522**	**439**	**519**	**18**	**211**	**3 522**	**3 801**	**201**	**176**	**217**	**27**	**527**	**3 359**	**2 614**	**321**	**263**	**302**	**Total**	Sinop TR823
45	738	6 881	6 415	522	439	519	18	211	3 522	3 801	201	176	217	27	527	3 359	2 614	321	263	302	City	
-	-	-	-	-	-	-	-	-	-	-	-	-	-	-	-	-	-	-	-	-	Village	
460	**9 168**	**106 269**	**100 057**	**7 578**	**5 662**	**7 321**	**202**	**3 055**	**52 886**	**57 539**	**3 171**	**2 338**	**3 305**	**258**	**6 113**	**53 383**	**42 518**	**4 407**	**3 324**	**4 016**	**Total**	TR83
449	9 056	105 251	99 697	7 479	5 591	7 222	202	3 055	52 886	57 539	3 171	2 338	3 305	247	6 001	52 365	42 158	4 308	3 253	3 917	City	
11	112	1 018	360	99	71	99	-	-	-	-	-	-	-	11	112	1 018	360	99	71	99	Village	
178	**4 122**	**50 797**	**48 692**	**3 304**	**2 805**	**3 093**	**86**	**1 429**	**26 165**	**28 705**	**1 440**	**1 207**	**1 472**	**92**	**2 693**	**24 632**	**19 987**	**1 864**	**1 598**	**1 621**	**Total**	Samsun TR831
178	4 122	50 797	48 692	3 304	2 805	3 093	86	1 429	26 165	28 705	1 440	1 207	1 472	92	2 693	24 632	19 987	1 864	1 598	1 621	City	
-	-	-	-	-	-	-	-	-	-	-	-	-	-	-	-	-	-	-	-	-	Village	
109	**2 047**	**23 741**	**20 896**	**1 759**	**1 029**	**1 568**	**45**	**634**	**10 607**	**11 067**	**652**	**373**	**687**	**64**	**1 413**	**13 134**	**9 829**	**1 107**	**656**	**881**	**Total**	Tokat TR832
103	1 988	23 270	20 698	1 714	996	1 515	45	634	10 607	11 067	652	373	687	58	1 354	12 663	9 631	1 062	623	828	City	
6	59	471	198	45	33	53	-	-	-	-	-	-	-	6	59	471	198	45	33	53	Village	

Note. See explanations for SR 1, SR 2 and SR 3 (Statistical Regions)

(1) Total of teachers includes permanent and contractual teaching staff.

(2) 38 146 pre-primary teachers are included in the number of teachers of institutions of which they are available and 33 693 nursery-classes are included in the number of classroom of institutions of which they are available. The number of nursery-classes are excluded from the number of schools. Please look at table 2.1-2.2 and 2.3 for detailed information about pre-primary education.

1.17 İstatistiki Bölge Birimleri Sınıflaması 1. , 2. ve 3. düzey ve eğitim seviyesine göre okul, şube, öğrenci, öğretmen ve derslik sayısı (devam)

[2016/'17 öğretim yılı]

İBBS		Okul Öncesi (2) - Pre-Primary Education (2)							İlkokul - Primary School							Ortaokul - Junior High School						
				Öğrenci Student		Öğretmen(1) Teacher(1)					Öğrenci Student		Öğretmen(1) Teacher(1)					Öğrenci Student		Öğretmen(1) Teacher(1)		
		Okul School	Şube Division	Erkek Male	Kadın Female	Erkek Male	Kadın Female	Derslik Class-room	Okul School	Şube Division	Erkek Male	Kadın Female	Erkek Male	Kadın Female	Derslik Classroom	Okul School	Şube Division	Erkek Male	Kadın Female	Erkek Male	Kadın Female	Derslik Classroom
TR833 Çorum	**Toplam**	**42**	**431**	**4 027**	**3 603**	**14**	**209**	**165**	**232**	**1 647**	**13 849**	**13 045**	**1 037**	**795**	**1 966**	**155**	**1 522**	**16 416**	**16 121**	**1 233**	**1 112**	**1 183**
	Şehir	27	323	3 345	3 022	14	157	114	82	1 117	11 873	11 045	823	582	1 208	98	1 266	14 448	14 138	1 024	942	1 078
	Köy	15	108	682	581	-	52	51	150	530	1 976	2 000	214	213	758	57	256	1 968	1 983	209	170	105
TR834 Amasya	**Toplam**	**38**	**377**	**3 114**	**2 825**	**11**	**174**	**182**	**117**	**962**	**8 378**	**7 861**	**533**	**710**	**1 083**	**100**	**938**	**9 663**	**9 392**	**770**	**851**	**1 032**
	Şehir	21	265	2 366	2 196	11	122	118	57	696	6 950	6 575	413	537	769	70	754	8 145	7 942	613	686	811
	Köy	17	112	748	629	-	52	64	60	266	1 428	1 286	120	173	314	30	184	1 518	1 450	157	165	221
TR9 Doğu Karadeniz	**Toplam**	**296**	**2 426**	**21 340**	**19 796**	**78**	**1 295**	**1 170**	**767**	**6 993**	**63 834**	**60 358**	**4 208**	**4 635**	**8 550**	**815**	**7 372**	**74 869**	**72 736**	**5 516**	**6 192**	**6 319**
	Şehir	229	2 114	19 214	17 810	78	1 107	973	571	6 131	59 171	55 917	3 739	4 177	7 231	636	6 617	69 401	67 584	4 914	5 637	5 614
	Köy	67	312	2 126	1 986	-	188	197	196	862	4 663	4 441	469	458	1 319	179	755	5 468	5 152	602	555	705
TR90	**Toplam**	**296**	**2 426**	**21 340**	**19 796**	**78**	**1 295**	**1 170**	**767**	**6 993**	**63 834**	**60 358**	**4 208**	**4 635**	**8 550**	**815**	**7 372**	**74 869**	**72 736**	**5 516**	**6 192**	**6 319**
	Şehir	229	2 114	19 214	17 810	78	1 107	973	571	6 131	59 171	55 917	3 739	4 177	7 231	636	6 617	69 401	67 584	4 914	5 637	5 614
	Köy	67	312	2 126	1 986	-	188	197	196	862	4 663	4 441	469	458	1 319	179	755	5 468	5 152	602	555	705
TR901 Trabzon	**Toplam**	**94**	**788**	**6 880**	**6 385**	**29**	**415**	**386**	**215**	**2 161**	**20 678**	**19 523**	**1 314**	**1 553**	**2 712**	**239**	**2 286**	**23 348**	**22 728**	**1 787**	**2 173**	**1 856**
	Şehir	94	788	6 880	6 385	29	415	386	215	2 161	20 678	19 523	1 314	1 553	2 712	239	2 286	23 348	22 728	1 787	2 173	1 856
	Köy	-	-	-	-	-	-	-	-	-	-	-	-	-	-	-	-	-	-	-	-	-
TR902 Ordu	**Toplam**	**70**	**649**	**5 878**	**5 393**	**19**	**348**	**288**	**208**	**1 969**	**19 188**	**17 986**	**1 245**	**1 299**	**2 034**	**210**	**2 025**	**22 072**	**21 401**	**1 610**	**1 568**	**1 803**
	Şehir	70	649	5 878	5 393	19	348	288	208	1 969	19 188	17 986	1 245	1 299	2 034	210	2 025	22 072	21 401	1 610	1 568	1 803
	Köy	-	-	-	-	-	-	-	-	-	-	-	-	-	-	-	-	-	-	-	-	-
TR903 Giresun	**Toplam**	**58**	**403**	**3 582**	**3 404**	**15**	**227**	**212**	**131**	**1 056**	**9 470**	**9 023**	**652**	**608**	**1 416**	**139**	**1 145**	**11 580**	**11 280**	**892**	**933**	**981**
	Şehir	28	277	2 722	2 640	15	155	128	51	724	7 560	7 152	471	408	841	67	853	9 380	9 172	636	708	800
	Köy	30	126	860	764	-	72	84	80	332	1 910	1 871	181	200	575	72	292	2 200	2 108	256	225	181
TR904 Rize	**Toplam**	**44**	**343**	**2 829**	**2 600**	**5**	**193**	**161**	**94**	**897**	**8 155**	**7 589**	**507**	**702**	**1 360**	**104**	**1 035**	**10 063**	**9 764**	**679**	**841**	**833**
	Şehir	15	221	2 078	1 869	5	100	70	50	695	6 877	6 493	377	569	997	60	820	8 414	8 349	507	674	602
	Köy	29	122	751	731	-	93	91	44	202	1 278	1 096	130	133	363	44	215	1 649	1 415	172	167	231
TR905 Artvin	**Toplam**	**21**	**146**	**1 254**	**1 234**	**5**	**70**	**71**	**57**	**484**	**3 589**	**3 445**	**281**	**269**	**682**	**60**	**507**	**4 395**	**4 348**	**267**	**395**	**319**
	Şehir	14	111	974	962	5	54	55	24	330	2 806	2 687	195	206	406	31	367	3 540	3 502	167	301	240
	Köy	7	35	280	272	-	16	16	33	154	783	758	86	63	276	29	140	855	846	100	94	79
TR906 Gümüşhane	**Toplam**	**9**	**97**	**917**	**780**	**5**	**42**	**52**	**62**	**426**	**2 754**	**2 792**	**209**	**204**	**346**	**63**	**374**	**3 411**	**3 215**	**281**	**282**	**527**
	Şehir	8	68	682	561	5	35	46	23	252	2 062	2 076	137	142	241	29	266	2 647	2 432	207	213	313
	Köy	1	29	235	219	-	7	6	39	174	692	716	72	62	105	34	108	764	783	74	69	214
TRA Kuzeydoğu Anadolu	**Toplam**	**235**	**2 270**	**20 109**	**18 209**	**86**	**780**	**834**	**2 071**	**11 424**	**82 991**	**79 255**	**3 987**	**5 836**	**10 486**	**1 003**	**8 580**	**96 295**	**93 780**	**5 144**	**5 801**	**7 231**
	Şehir	177	1 446	13 983	12 622	82	634	672	962	6 606	56 621	54 244	2 757	3 873	6 054	605	6 227	72 154	70 634	3 881	4 433	5 212
	Köy	58	824	6 126	5 587	4	146	162	1 109	4 818	26 370	25 011	1 230	1 963	4 432	398	2 353	24 141	23 146	1 263	1 368	2 019
TRA1	**Toplam**	**153**	**1 062**	**9 671**	**8 776**	**33**	**507**	**533**	**865**	**4 837**	**33 937**	**32 425**	**1 899**	**2 534**	**4 144**	**458**	**3 701**	**40 415**	**40 201**	**2 571**	**2 851**	**3 363**
	Şehir	121	913	8 570	7 789	33	423	442	769	4 394	31 456	30 109	1 685	2 299	3 672	393	3 390	37 781	37 688	2 362	2 597	3 046
	Köy	32	149	1 101	987	-	84	91	96	443	2 481	2 316	214	235	472	65	311	2 634	2 513	209	254	317
TRA11 Erzurum	**Toplam**	**93**	**732**	**6 506**	**5 891**	**26**	**299**	**338**	**714**	**3 861**	**26 179**	**24 913**	**1 321**	**1 884**	**3 099**	**325**	**2 766**	**31 369**	**31 305**	**1 908**	**2 008**	**2 264**
	Şehir	93	732	6 506	5 891	26	299	338	714	3 861	26 179	24 913	1 321	1 884	3 099	325	2 766	31 369	31 305	1 908	2 008	2 264
	Köy	-	-	-	-	-	-	-	-	-	-	-	-	-	-	-	-	-	-	-	-	-
TRA12 Erzincan	**Toplam**	**47**	**257**	**2 568**	**2 380**	**5**	**172**	**151**	**105**	**702**	**5 677**	**5 500**	**434**	**507**	**871**	**74**	**645**	**6 586**	**6 516**	**488**	**627**	**699**
	Şehir	21	140	1 649	1 543	5	103	77	38	387	3 926	3 816	276	318	466	39	427	4 670	4 677	316	429	528
	Köy	26	117	919	837	-	69	74	67	315	1 751	1 684	158	189	405	35	218	1 916	1 839	172	198	171
TRA13 Bayburt	**Toplam**	**13**	**73**	**597**	**505**	**2**	**36**	**44**	**46**	**274**	**2 081**	**2 012**	**144**	**143**	**174**	**59**	**290**	**2 460**	**2 380**	**175**	**216**	**400**
	Şehir	7	41	415	355	2	21	27	17	146	1 351	1 380	88	97	107	29	197	1 742	1 706	138	160	254
	Köy	6	32	182	150	-	15	17	29	128	730	632	56	46	67	30	93	718	674	37	56	146
TRA2	**Toplam**	**82**	**1 208**	**10 438**	**9 433**	**53**	**273**	**301**	**1 206**	**6 587**	**49 054**	**46 830**	**2 088**	**3 302**	**6 342**	**545**	**4 879**	**55 880**	**53 579**	**2 573**	**2 950**	**3 868**
	Şehir	56	533	5 413	4 833	49	211	230	193	2 212	25 165	24 135	1 072	1 574	2 382	212	2 837	34 373	32 946	1 519	1 836	2 166
	Köy	26	675	5 025	4 600	4	62	71	1 013	4 375	23 889	22 695	1 016	1 728	3 960	333	2 042	21 507	20 633	1 054	1 114	1 702
TRA21 Ağrı	**Toplam**	**32**	**552**	**5 060**	**4 550**	**36**	**110**	**130**	**613**	**3 492**	**27 201**	**25 913**	**1 065**	**1 645**	**3 352**	**226**	**2 525**	**30 555**	**29 322**	**1 203**	**1 313**	**1 652**
	Şehir	23	248	2 641	2 355	34	86	106	88	1 220	14 620	13 999	570	818	1 277	94	1 565	19 724	18 750	762	851	1 067
	Köy	9	304	2 419	2 195	2	24	24	525	2 272	12 581	11 914	495	827	2 075	132	960	10 831	10 572	441	462	585
TRA22 Kars	**Toplam**	**24**	**350**	**2 542**	**2 332**	**8**	**85**	**97**	**363**	**1 733**	**11 122**	**10 719**	**484**	**886**	**1 604**	**169**	**1 151**	**12 517**	**12 142**	**650**	**831**	**1 172**
	Şehir	17	137	1 192	1 048	8	69	75	52	441	4 669	4 563	211	359	534	58	572	6 881	6 768	355	503	552
	Köy	7	213	1 350	1 284	-	16	22	311	1 292	6 453	6 156	273	527	1 070	111	579	5 636	5 374	295	328	620
TRA23 Iğdır	**Toplam**	**16**	**210**	**2 037**	**1 863**	**7**	**46**	**45**	**142**	**948**	**7 935**	**7 479**	**379**	**533**	**932**	**94**	**839**	**9 061**	**8 582**	**527**	**548**	**634**
	Şehir	9	107	1 170	1 069	5	31	26	35	422	4 603	4 320	218	299	430	39	499	5 639	5 420	307	339	340
	Köy	7	103	867	794	2	15	19	107	526	3 332	3 159	161	234	502	55	340	3 422	3 162	220	209	294
TRA24 Ardahan	**Toplam**	**10**	**96**	**799**	**688**	**2**	**32**	**29**	**88**	**414**	**2 796**	**2 719**	**160**	**238**	**454**	**56**	**364**	**3 747**	**3 533**	**193**	**258**	**410**
	Şehir	7	41	410	361	2	25	23	18	129	1 273	1 253	73	98	141	21	201	2 129	2 008	95	143	207
	Köy	3	55	389	327	-	7	6	70	285	1 523	1 466	87	140	313	35	163	1 618	1 525	98	115	203

Not. İstatistiki bölge birimleri 1., 2. ve 3. düzey için açıklamalara bakınız.

(1) Toplam öğretmen, kadrolu ve sözleşmeli öğretmenleri kapsar.

(2) 38 146 okulöncesi öğretmeni bulunduğu kurumların öğretmen sayılarında, 33 693 anasınıfı derslik sayısı bulunduğu kurumların derslik sayılarında gösterilmiştir. Okul sayılarına anasınıfları dahil değildir. Okulöncesi eğitim kademesi ayrıntılı bilgi için 2.1-2.2 ve 2.3 tablolarına bakınız.

1.17 Number of schools, divisions, students, teachers and classrooms by Statistical Regions Levels 1, 2, and 3 and level of education(continued)

[The educational year 2016/'17]

Ortaöğretim - Upper Secondary Education																								
Ortaöğretim toplamı Total of secondary education							Genel Ortaöğretim General Secondary Education							Mesleki ve Teknik Ortaöğretim Vocational and Technical Secondary Education										
		Öğrenci Student		Öğretmen[1] Teacher[1]					Öğrenci Student		Öğretmen[1] Teacher[1]					Öğrenci Student		Öğretmen[1] Teacher[1]					
Okul School	Şube Division	Erkek Male	Kadın Female	Erkek Male	Kadın Female	Derslik Classroom	Okul School	Şube Division	Erkek Male	Kadın Female	Erkek Male	Kadın Female	Derslik Class-room	Okul School	Şube Division	Erkek Male	Kadın Female	Erkek Male	Kadın Female	Derslik Classroom		SR
105	**1 615**	**19 321**	**18 770**	**1 557**	**1 071**	**1 664**	**47**	**588**	**10 370**	**11 463**	**683**	**464**	**734**	**58**	**1 027**	**8 951**	**7 307**	**874**	**607**	**930**	**Total**	Çorum TR833
103	1 599	19 189	18 696	1 537	1 056	1 644	47	588	10 370	11 463	683	464	734	56	1 011	8 819	7 233	854	592	910	City	
2	16	132	74	20	15	20	-	-	-	-	-	-	-	2	16	132	74	20	15	20	Village	
68	**1 384**	**12 410**	**11 699**	**958**	**757**	**996**	**24**	**404**	**5 744**	**6 304**	**396**	**294**	**412**	**44**	**980**	**6 666**	**5 395**	**562**	**463**	**584**	**Total**	Amasya TR834
65	1 347	11 995	11 611	924	734	970	24	404	5 744	6 304	396	294	412	41	943	6 251	5 307	528	440	558	City	
3	37	415	88	34	23	26	-	-	-	-	-	-	-	3	37	415	88	34	23	26	Village	
510	**10 089**	**95 737**	**90 169**	**7 308**	**5 899**	**7 667**	**196**	**2 865**	**43 849**	**46 758**	**2 935**	**2 214**	**3 023**	**314**	**7 224**	**51 888**	**43 411**	**4 373**	**3 685**	**4 644**	**Total**	East Black Sea TR9
498	9 910	94 767	89 166	7 177	5 829	7 529	191	2 801	43 300	45 948	2 862	2 176	2 955	307	7 109	51 467	43 218	4 315	3 653	4 574	City	
12	179	970	1 003	131	70	138	5	64	549	810	73	38	68	7	115	421	193	58	32	70	Village	
510	**10 089**	**95 737**	**90 169**	**7 308**	**5 899**	**7 667**	**196**	**2 865**	**43 849**	**46 758**	**2 935**	**2 214**	**3 023**	**314**	**7 224**	**51 888**	**43 411**	**4 373**	**3 685**	**4 644**	**Total**	TR90
498	9 910	94 767	89 166	7 177	5 829	7 529	191	2 801	43 300	45 948	2 862	2 176	2 955	307	7 109	51 467	43 218	4 315	3 653	4 574	City	
12	179	970	1 003	131	70	138	5	64	549	810	73	38	68	7	115	421	193	58	32	70	Village	
136	**3 036**	**29 746**	**28 603**	**2 237**	**1 788**	**2 208**	**56**	**962**	**14 425**	**14 660**	**974**	**685**	**903**	**80**	**2 074**	**15 321**	**13 943**	**1 263**	**1 103**	**1 305**	**Total**	Trabzon TR901
136	3 036	29 746	28 603	2 237	1 788	2 208	56	962	14 425	14 660	974	685	903	80	2 074	15 321	13 943	1 263	1 103	1 305	City	
-	-	-	-	-	-	-	-	-	-	-	-	-	-	-	-	-	-	-	-	-	Village	
124	**2 590**	**26 222**	**25 271**	**2 047**	**1 623**	**1 987**	**48**	**728**	**11 231**	**12 702**	**801**	**603**	**799**	**76**	**1 862**	**14 991**	**12 569**	**1 246**	**1 020**	**1 188**	**Total**	Ordu TR902
124	2 590	26 222	25 271	2 047	1 623	1 987	48	728	11 231	12 702	801	603	799	76	1 862	14 991	12 569	1 246	1 020	1 188	City	
-	-	-	-	-	-	-	-	-	-	-	-	-	-	-	-	-	-	-	-	-	Village	
97	**1 710**	**15 012**	**13 670**	**1 298**	**944**	**1 471**	**33**	**431**	**6 647**	**7 234**	**460**	**328**	**503**	**64**	**1 279**	**8 365**	**6 436**	**838**	**616**	**968**	**Total**	Giresun TR903
95	1 692	14 882	13 534	1 277	924	1 448	32	426	6 602	7 202	451	319	496	63	1 266	8 280	6 332	826	605	952	City	
2	18	130	136	21	20	23	1	5	45	32	9	9	7	1	13	85	104	12	11	16	Village	
74	**1 666**	**14 838**	**13 266**	**947**	**892**	**1 070**	**30**	**411**	**6 167**	**6 788**	**375**	**336**	**487**	**44**	**1 255**	**8 671**	**6 478**	**572**	**556**	**583**	**Total**	Rize TR904
70	1 602	14 455	12 729	890	865	1 024	28	381	5 879	6 274	336	319	455	42	1 221	8 576	6 455	554	546	569	City	
4	64	383	537	57	27	46	2	30	288	514	39	17	32	2	34	95	23	18	10	14	Village	
46	**671**	**5 623**	**5 441**	**447**	**403**	**542**	**17**	**196**	**2 902**	**3 319**	**194**	**167**	**205**	**29**	**475**	**2 721**	**2 122**	**253**	**236**	**337**	**Total**	Artvin TR905
41	589	5 219	5 150	401	388	486	16	182	2 739	3 094	176	163	189	25	407	2 480	2 056	225	225	297	City	
5	82	404	291	46	15	56	1	14	163	225	18	4	16	4	68	241	66	28	11	40	Village	
33	**416**	**4 296**	**3 918**	**332**	**249**	**389**	**12**	**137**	**2 477**	**2 055**	**131**	**95**	**126**	**21**	**279**	**1 819**	**1 863**	**201**	**154**	**263**	**Total**	Gümüşhane TR906
32	401	4 243	3 879	325	241	376	11	122	2 424	2 016	124	87	113	21	279	1 819	1 863	201	154	263	City	
1	15	53	39	7	8	13	1	15	53	39	7	8	13	-	-	-	-	-	-	-	Village	
371	**8 257**	**87 082**	**76 388**	**4 766**	**3 881**	**5 871**	**164**	**2 914**	**48 242**	**43 658**	**2 363**	**1 828**	**2 764**	**207**	**5 343**	**38 840**	**32 730**	**2 403**	**2 053**	**3 107**	**Total**	Northeast
360	8 125	86 508	76 021	4 697	3 833	5 771	163	2 901	48 205	43 628	2 357	1 822	2 753	197	5 224	38 303	32 393	2 340	2 011	3 018	City	Anatolia TRA
11	132	574	367	69	48	100	1	13	37	30	6	6	11	10	119	537	337	63	42	89	Village	
196	**4 014**	**44 387**	**38 325**	**2 645**	**2 094**	**2 999**	**83**	**1 329**	**24 429**	**21 402**	**1 265**	**960**	**1 358**	**113**	**2 685**	**19 958**	**16 923**	**1 380**	**1 134**	**1 641**	**Total**	TRA1
189	3 942	44 104	38 134	2 602	2 069	2 930	82	1 316	24 392	21 372	1 259	954	1 347	107	2 626	19 712	16 762	1 343	1 115	1 583	City	
7	72	283	191	43	25	69	1	13	37	30	6	6	11	6	59	246	161	37	19	58	Village	
128	**2 855**	**32 508**	**27 908**	**1 780**	**1 420**	**2 023**	**57**	**994**	**18 578**	**15 632**	**882**	**686**	**958**	**71**	**1 861**	**13 930**	**12 276**	**898**	**734**	**1 065**	**Total**	Erzurum TRA11
128	2 855	32 508	27 908	1 780	1 420	2 023	57	994	18 578	15 632	882	686	958	71	1 861	13 930	12 276	898	734	1 065	City	
-	-	-	-	-	-	-	-	-	-	-	-	-	-	-	-	-	-	-	-	-	Village	
51	**920**	**8 620**	**7 647**	**661**	**524**	**726**	**21**	**282**	**4 275**	**4 296**	**297**	**222**	**302**	**30**	**638**	**4 345**	**3 351**	**364**	**302**	**424**	**Total**	Erzincan TRA12
45	859	8 372	7 509	625	501	665	20	269	4 238	4 266	291	216	291	25	590	4 134	3 243	334	285	374	City	
6	61	248	138	36	23	61	1	13	37	30	6	6	11	5	48	211	108	30	17	50	Village	
17	**239**	**3 259**	**2 770**	**204**	**150**	**250**	**5**	**53**	**1 576**	**1 474**	**86**	**52**	**98**	**12**	**186**	**1 683**	**1 296**	**118**	**98**	**152**	**Total**	Bayburt TRA13
16	228	3 224	2 717	197	148	242	5	53	1 576	1 474	86	52	98	11	175	1 648	1 243	111	96	144	City	
1	11	35	53	7	2	8	-	-	-	-	-	-	-	1	11	35	53	7	2	8	Village	
175	**4 243**	**42 695**	**38 063**	**2 121**	**1 787**	**2 872**	**81**	**1 585**	**23 813**	**22 256**	**1 098**	**868**	**1 406**	**94**	**2 658**	**18 882**	**15 807**	**1 023**	**919**	**1 466**	**Total**	TRA2
171	4 183	42 404	37 887	2 095	1 764	2 841	81	1 585	23 813	22 256	1 098	868	1 406	90	2 598	18 591	15 631	997	896	1 435	City	
4	60	291	176	26	23	31	-	-	-	-	-	-	-	4	60	291	176	26	23	31	Village	
67	**1 964**	**20 496**	**17 573**	**915**	**673**	**1 138**	**32**	**674**	**11 491**	**10 087**	**501**	**360**	**579**	**35**	**1 290**	**9 005**	**7 486**	**414**	**313**	**559**	**Total**	Ağrı TRA21
67	1 964	20 496	17 573	915	673	1 138	32	674	11 491	10 087	501	360	579	35	1 290	9 005	7 486	414	313	559	City	
-	-	-	-	-	-	-	-	-	-	-	-	-	-	-	-	-	-	-	-	-	Village	
48	**1 003**	**10 663**	**9 181**	**502**	**512**	**737**	**23**	**394**	**6 030**	**5 424**	**253**	**242**	**357**	**25**	**609**	**4 633**	**3 757**	**249**	**270**	**380**	**Total**	Kars TRA22
46	973	10 532	9 083	494	502	722	23	394	6 030	5 424	253	242	357	23	579	4 502	3 659	241	260	365	City	
2	30	131	98	8	10	15	-	-	-	-	-	-	-	2	30	131	98	8	10	15	Village	
34	**759**	**7 794**	**7 891**	**486**	**385**	**573**	**19**	**402**	**4 660**	**5 076**	**282**	**209**	**325**	**15**	**357**	**3 134**	**2 815**	**204**	**176**	**248**	**Total**	Iğdır TRA23
33	748	7 692	7 846	474	377	565	19	402	4 660	5 076	282	209	325	14	346	3 032	2 770	192	168	240	City	
1	11	102	45	12	8	8	-	-	-	-	-	-	-	1	11	102	45	12	8	8	Village	
26	**517**	**3 742**	**3 418**	**218**	**217**	**424**	**7**	**115**	**1 632**	**1 669**	**62**	**57**	**145**	**19**	**402**	**2 110**	**1 749**	**156**	**160**	**279**	**Total**	Ardahan TRA24
25	498	3 684	3 385	212	212	416	7	115	1 632	1 669	62	57	145	18	383	2 052	1 716	150	155	271	City	
1	19	58	33	6	5	8	-	-	-	-	-	-	-	1	19	58	33	6	5	8	Village	

Note. See explanations for SR 1, SR 2 and SR 3 (Statistical Regions)

(1) Total of teachers includes permanent and contractual teaching staff.

(2) 38 146 pre-primary teachers are included in the number of teachers of institutions of which they are available and 33 693 nursery-classes are included in the number of classroom of institutions of which they are available. The number of nursery-classes are excluded from the number of schools. Please look at table 2.1-2.2 and 2.3 for detailed information about pre-primary education.

1.17 İstatistiki Bölge Birimleri Sınıflaması 1. , 2. ve 3. düzey ve eğitim seviyesine göre okul, şube, öğrenci, öğretmen ve derslik sayısı (devam)

[2016/'17 öğretim yılı]

İBBS		Okul Öncesi (2) - Pre-Primary Education (2)							İlkokul - Primary School							Ortaokul - Junior High School						
				Öğrenci Student		Öğretmen(1) Teacher(1)					Öğrenci Student		Öğretmen(1) Teacher(1)					Öğrenci Student		Öğretmen(1) Teacher(1)		
		Okul School	Şube Division	Erkek Male	Kadın Female	Erkek Male	Kadın Female	Derslik Class-room	Okul School	Şube Division	Erkek Male	Kadın Female	Erkek Male	Kadın Female	Derslik Classroom	Okul School	Şube Division	Erkek Male	Kadın Female	Erkek Male	Kadın Female	Derslik Classroom
TRB Orta Doğu Anadolu	**Toplam**	**300**	**4 009**	**37 743**	**34 975**	**231**	**1 262**	**1 335**	**2 756**	**17 725**	**156 200**	**148 726**	**7 971**	**9 702**	**16 815**	**1 276**	**14 011**	**175 907**	**168 686**	**9 822**	**8 976**	**10 024**
	Şehir	258	3 136	30 769	28 200	222	1 131	1 172	1 527	12 339	124 305	118 370	6 482	7 636	12 091	905	11 199	144 095	137 438	8 101	7 446	7 720
	Köy	42	873	6 974	6 775	9	131	163	1 229	5 386	31 895	30 356	1 489	2 066	4 724	371	2 812	31 812	31 248	1 721	1 530	2 304
TRB1	**Toplam**	**173**	**1 570**	**14 822**	**13 632**	**88**	**766**	**803**	**787**	**6 062**	**53 807**	**51 255**	**3 716**	**3 505**	**5 587**	**474**	**5 181**	**62 334**	**60 525**	**4 305**	**4 355**	**4 448**
	Şehir	153	1 336	13 141	12 020	85	696	720	466	4 686	46 858	44 527	3 193	3 022	4 332	371	4 447	54 891	53 113	3 756	3 817	3 788
	Köy	20	234	1 681	1 612	3	70	83	321	1 376	6 949	6 728	523	483	1 255	103	734	7 443	7 412	549	538	660
TRB11 Malatya	**Toplam**	**88**	**723**	**6 900**	**6 349**	**42**	**370**	**398**	**321**	**2 656**	**25 148**	**24 019**	**1 788**	**1 724**	**2 539**	**230**	**2 388**	**29 121**	**28 120**	**2 195**	**2 163**	**2 127**
	Şehir	88	723	6 900	6 349	42	370	398	321	2 656	25 148	24 019	1 788	1 724	2 539	230	2 388	29 121	28 120	2 195	2 163	2 127
	Köy	-	-	-	-	-	-	-	-	-	-	-	-	-	-	-	-	-	-	-	-	-
TRB12 Elazığ	**Toplam**	**54**	**499**	**4 777**	**4 387**	**29**	**266**	**271**	**211**	**1 906**	**17 881**	**16 735**	**1 234**	**1 086**	**1 734**	**130**	**1 618**	**20 477**	**19 844**	**1 276**	**1 395**	**1 145**
	Şehir	40	384	3 962	3 604	26	219	213	86	1 328	14 603	13 621	947	850	1 100	79	1 271	17 043	16 408	1 000	1 096	886
	Köy	14	115	815	783	3	47	58	125	578	3 278	3 114	287	236	634	51	347	3 434	3 436	276	299	259
TRB13 Bingöl	**Toplam**	**20**	**271**	**2 470**	**2 246**	**12**	**85**	**89**	**227**	**1 297**	**9 394**	**9 171**	**579**	**562**	**1 026**	**89**	**980**	**11 173**	**11 070**	**711**	**604**	**997**
	Şehir	15	165	1 688	1 493	12	65	66	43	553	5 937	5 776	363	338	477	45	631	7 390	7 297	461	405	614
	Köy	5	106	782	753	-	20	23	184	744	3 457	3 395	216	224	549	44	349	3 783	3 773	250	199	383
TRB14 Tunceli	**Toplam**	**11**	**77**	**675**	**650**	**5**	**45**	**45**	**28**	**203**	**1 384**	**1 330**	**115**	**133**	**288**	**25**	**195**	**1 563**	**1 491**	**123**	**193**	**179**
	Şehir	10	64	591	574	5	42	43	16	149	1 170	1 111	95	110	216	17	157	1 337	1 288	100	153	161
	Köy	1	13	84	76	-	3	2	12	54	214	219	20	23	72	8	38	226	203	23	40	18
TRB2	**Toplam**	**127**	**2 439**	**22 921**	**21 343**	**143**	**496**	**532**	**1 969**	**11 663**	**102 393**	**97 471**	**4 255**	**6 197**	**11 228**	**802**	**8 830**	**113 573**	**108 161**	**5 517**	**4 621**	**5 576**
	Şehir	105	1 800	17 628	16 180	137	435	452	1 061	7 653	77 447	73 843	3 289	4 614	7 759	534	6 752	89 204	84 325	4 345	3 629	3 932
	Köy	22	639	5 293	5 163	6	61	80	908	4 010	24 946	23 628	966	1 583	3 469	268	2 078	24 369	23 836	1 172	992	1 644
TRB21 Van	**Toplam**	**58**	**1 281**	**12 214**	**11 380**	**78**	**266**	**260**	**879**	**5 675**	**54 883**	**52 744**	**2 240**	**3 263**	**5 433**	**340**	**4 411**	**59 063**	**56 904**	**2 791**	**2 387**	**2 320**
	Şehir	58	1 281	12 214	11 380	78	266	260	879	5 675	54 883	52 744	2 240	3 263	5 433	340	4 411	59 063	56 904	2 791	2 387	2 320
	Köy	-	-	-	-	-	-	-	-	-	-	-	-	-	-	-	-	-	-	-	-	-
TRB22 Muş	**Toplam**	**15**	**457**	**4 258**	**4 093**	**11**	**83**	**86**	**423**	**2 410**	**20 267**	**19 173**	**773**	**1 291**	**2 407**	**192**	**1 829**	**22 749**	**21 199**	**1 067**	**967**	**1 635**
	Şehir	12	176	1 860	1 687	11	65	71	61	679	8 100	7 539	317	508	794	64	849	10 903	10 498	532	463	688
	Köy	3	281	2 398	2 406	-	18	15	362	1 731	12 167	11 634	456	783	1 613	128	980	11 846	10 701	535	504	947
TRB23 Bitlis	**Toplam**	**31**	**417**	**3 836**	**3 462**	**28**	**83**	**110**	**446**	**2 305**	**15 758**	**14 837**	**795**	**1 030**	**2 282**	**174**	**1 534**	**18 180**	**16 878**	**1 068**	**799**	**1 089**
	Şehir	20	197	2 039	1 755	23	58	71	77	736	8 020	7 573	442	508	1 007	83	905	11 686	9 499	662	497	677
	Köy	11	220	1 797	1 707	5	25	39	369	1 569	7 738	7 264	353	522	1 275	91	629	6 494	7 379	406	302	412
TRB24 Hakkari	**Toplam**	**23**	**284**	**2 613**	**2 408**	**26**	**64**	**76**	**221**	**1 273**	**11 485**	**10 717**	**447**	**613**	**1 106**	**96**	**1 056**	**13 581**	**13 180**	**591**	**468**	**532**
	Şehir	15	146	1 515	1 358	25	46	50	44	563	6 444	5 987	290	335	525	47	587	7 552	7 424	360	282	247
	Köy	8	138	1 098	1 050	1	18	26	177	710	5 041	4 730	157	278	581	49	469	6 029	5 756	231	186	285
TRC Güneydoğu Anadolu	**Toplam**	**584**	**9 047**	**91 515**	**84 046**	**465**	**2 753**	**2 557**	**4 960**	**38 638**	**420 068**	**402 946**	**18 622**	**20 288**	**31 985**	**2 571**	**31 208**	**438 898**	**418 990**	**21 445**	**19 438**	**23 059**
	Şehir	528	7 956	83 110	75 840	452	2 598	2 336	3 716	33 236	386 777	371 158	16 812	18 342	27 679	2 102	28 223	404 228	385 968	19 472	17 828	20 340
	Köy	56	1 091	8 405	8 206	13	155	221	1 244	5 402	33 291	31 788	1 810	1 946	4 306	469	2 985	34 670	33 022	1 973	1 610	2 719
TRC1	**Toplam**	**208**	**2 834**	**29 144**	**26 553**	**129**	**1 152**	**1 007**	**1 095**	**10 965**	**123 268**	**118 549**	**5 947**	**6 372**	**8 656**	**597**	**9 109**	**125 845**	**121 066**	**6 250**	**6 665**	**7 679**
	Şehir	181	2 526	26 652	24 132	124	1 059	886	642	9 079	113 395	108 988	5 156	5 848	7 539	469	8 234	116 111	111 799	5 492	6 133	6 754
	Köy	27	308	2 492	2 421	5	93	121	453	1 886	9 873	9 561	791	524	1 117	128	875	9 734	9 267	758	532	925
TRC11 Gaziantep	**Toplam**	**127**	**2 022**	**21 100**	**19 168**	**59**	**785**	**677**	**530**	**7 386**	**92 283**	**89 014**	**3 915**	**4 865**	**6 105**	**351**	**6 500**	**92 751**	**89 473**	**3 885**	**4 949**	**5 195**
	Şehir	127	2 022	21 100	19 168	59	785	677	530	7 386	92 283	89 014	3 915	4 865	6 105	351	6 500	92 751	89 473	3 885	4 949	5 195
	Köy	-	-	-	-	-	-	-	-	-	-	-	-	-	-	-	-	-	-	-	-	-
TRC12 Adıyaman	**Toplam**	**59**	**623**	**6 121**	**5 563**	**59**	**310**	**251**	**469**	**2 948**	**24 612**	**23 645**	**1 778**	**1 143**	**2 027**	**204**	**2 140**	**26 618**	**25 389**	**2 048**	**1 392**	**1 873**
	Şehir	44	391	4 310	3 858	55	234	175	84	1 348	16 401	15 642	1 051	720	1 097	90	1 373	18 255	17 451	1 336	922	1 108
	Köy	15	232	1 811	1 705	4	76	76	385	1 600	8 211	8 003	727	423	930	114	767	8 363	7 938	712	470	765
TRC13 Kilis	**Toplam**	**22**	**189**	**1 923**	**1 822**	**11**	**57**	**79**	**96**	**631**	**6 373**	**5 890**	**254**	**364**	**524**	**42**	**469**	**6 476**	**6 204**	**317**	**324**	**611**
	Şehir	10	113	1 242	1 106	10	40	34	28	345	4 711	4 332	190	263	337	28	361	5 105	4 875	271	262	451
	Köy	12	76	681	716	1	17	45	68	286	1 662	1 558	64	101	187	14	108	1 371	1 329	46	62	160
TRC2	**Toplam**	**227**	**3 653**	**38 403**	**35 333**	**207**	**975**	**933**	**2 257**	**16 781**	**187 822**	**180 111**	**7 723**	**8 638**	**13 596**	**1 092**	**13 189**	**191 631**	**181 613**	**8 897**	**7 858**	**8 893**
	Şehir	227	3 653	38 403	35 333	207	975	933	2 257	16 781	187 822	180 111	7 723	8 638	13 596	1 092	13 189	191 631	181 613	8 897	7 858	8 893
	Köy	-	-	-	-	-	-	-	-	-	-	-	-	-	-	-	-	-	-	-	-	-
TRC21 Şanlıurfa	**Toplam**	**127**	**2 033**	**20 920**	**19 678**	**115**	**533**	**516**	**1 291**	**9 559**	**111 841**	**107 642**	**4 028**	**4 949**	**7 333**	**684**	**7 159**	**109 326**	**102 784**	**4 576**	**4 243**	**5 225**
	Şehir	127	2 033	20 920	19 678	115	533	516	1 291	9 559	111 841	107 642	4 028	4 949	7 333	684	7 159	109 326	102 784	4 576	4 243	5 225
	Köy	-	-	-	-	-	-	-	-	-	-	-	-	-	-	-	-	-	-	-	-	-
TRC22 Diyarbakır	**Toplam**	**100**	**1 620**	**17 483**	**15 655**	**92**	**442**	**417**	**966**	**7 222**	**75 981**	**72 469**	**3 695**	**3 689**	**6 263**	**408**	**6 030**	**82 305**	**78 829**	**4 321**	**3 615**	**3 668**
	Şehir	100	1 620	17 483	15 655	92	442	417	966	7 222	75 981	72 469	3 695	3 689	6 263	408	6 030	82 305	78 829	4 321	3 615	3 668
	Köy	-	-	-	-	-	-	-	-	-	-	-	-	-	-	-	-	-	-	-	-	-
TRC3	**Toplam**	**149**	**2 560**	**23 968**	**22 160**	**129**	**626**	**617**	**1 608**	**10 892**	**108 978**	**104 286**	**4 952**	**5 278**	**9 733**	**882**	**8 910**	**121 422**	**116 311**	**6 298**	**4 915**	**6 487**
	Şehir	120	1 777	18 055	16 375	121	564	517	817	7 376	85 560	82 059	3 933	3 856	6 544	541	6 800	96 486	92 556	5 083	3 837	4 693
	Köy	29	783	5 913	5 785	8	62	100	791	3 516	23 418	22 227	1 019	1 422	3 189	341	2 110	24 936	23 755	1 215	1 078	1 794
TRC31 Mardin	**Toplam**	**44**	**810**	**7 671**	**7 038**	**46**	**159**	**167**	**604**	**4 034**	**38 554**	**37 118**	**1 874**	**1 877**	**3 278**	**326**	**3 183**	**41 656**	**40 461**	**2 422**	**1 778**	**2 037**
	Şehir	44	810	7 671	7 038	46	159	167	604	4 034	38 554	37 118	1 874	1 877	3 278	326	3 183	41 656	40 461	2 422	1 778	2 037
	Köy	-	-	-	-	-	-	-	-	-	-	-	-	-	-	-	-	-	-	-	-	-
TRC32 Batman	**Toplam**	**51**	**743**	**7 100**	**6 460**	**46**	**268**	**215**	**400**	**2 833**	**27 712**	**26 508**	**1 388**	**1 334**	**2 711**	**181**	**2 296**	**32 065**	**30 633**	**1 745**	**1 321**	**1 535**
	Şehir	35	471	5 155	4 652	41	230	178	91	1 568	21 901	20 899	1 024	926	1 503	86	1 707	25 818	24 856	1 387	1 026	1 153
	Köy	16	272	1 945	1 808	5	38	37	309	1 265	5 811	5 609	364	408	1 208	95	589	6 247	5 777	358	295	382
TRC33 Şırnak	**Toplam**	**27**	**545**	**5 174**	**4 899**	**21**	**102**	**132**	**299**	**2 217**	**26 800**	**25 226**	**855**	**1 261**	**1 906**	**237**	**2 130**	**29 576**	**28 096**	**1 256**	**1 054**	**1 891**
	Şehir	21	257	2 802	2 479	21	93	97	65	1 019	15 427	14 638	486	629	869	67	1 103	17 238	16 224	679	545	865
	Köy	6	288	2 372	2 420	-	9	35	234	1 198	11 373	10 588	369	632	1 037	170	1 027	12 338	11 872	577	509	1 026
TRC34 Siirt	**Toplam**	**27**	**462**	**4 023**	**3 763**	**16**	**97**	**103**	**305**	**1 808**	**15 912**	**15 434**	**835**	**806**	**1 838**	**138**	**1 301**	**18 125**	**17 121**	**875**	**762**	**1 024**
	Şehir	20	239	2 427	2 206	13	82	75	57	755	9 678	9 404	549	424	894	62	807	11 774	11 015	595	488	638
	Köy	7	223	1 596	1 557	3	15	28	248	1 053	6 234	6 030	286	382	944	76	494	6 351	6 106	280	274	386

Not. İstatistiki bölge birimleri 1., 2. ve 3. düzey için açıklamalara bakınız.

(1) Toplam öğretmen, kadrolu ve sözleşmeli öğretmenleri kapsar.

(2) 38 146 okulöncesi öğretmeni bulunduğu kurumların öğretmen sayılarında, 33 693 anasınıfı derslik sayısı bulunduğu kurumların derslik sayılarında gösterilmiştir. Okul sayılarına anasınıfları dahil değildir. Okulöncesi eğitim kademesi ayrıntılı bilgi için 2.1-2.2 ve 2.3 tablolarına bakınız.

1.17 Number of schools, divisions, students, teachers and classrooms by Statistical Regions Levels 1, 2, and 3 and level of education(continued)

[The educational year 2016/'17]

Ortaöğretim - Upper Secondary Education																								
Ortaöğretim toplamı Total of secondary education							**Genel Ortaöğretim** General Secondary Education							**Mesleki ve Teknik Ortaöğretim** Vocational and Technical Secondary Education										
		Öğrenci Student		**Öğretmen**(1) Teacher(1)					**Öğrenci** Student		**Öğretmen**(1) Teacher(1)					**Öğrenci** Student		**Öğretmen**(1) Teacher(1)					
Okul School	**Şube** Division	**Erkek** Male	**Kadın** Female	**Erkek** Male	**Kadın** Female	**Derslik** Classroom	**Okul** School	**Şube** Division	**Erkek** Male	**Kadın** Female	**Erkek** Male	**Kadın** Female	**Derslik** Class-room	**Okul** School	**Şube** Division	**Erkek** Male	**Kadın** Female	**Erkek** Male	**Kadın** Female	**Derslik** Classroom		SR
585	**13 802**	**174 987**	**139 834**	**9 879**	**6 334**	**9 586**	**256**	**4 369**	**94 192**	**70 709**	**4 329**	**2 536**	**4 098**	**329**	**9 433**	**80 795**	**69 125**	**5 550**	**3 798**	**5 488**	**Total**	Centraleast
570	13 567	172 857	138 271	9 745	6 218	9 394	253	4 329	93 767	70 348	4 297	2 512	4 058	317	9 238	79 090	67 923	5 448	3 706	5 336	City	Anatolia TRB
15	235	2 130	1 563	134	116	192	3	40	425	361	32	24	40	12	195	1 705	1 202	102	92	152	Village	
299	**6 384**	**75 747**	**64 634**	**5 446**	**3 456**	**4 694**	**143**	**2 334**	**40 530**	**35 578**	**2 452**	**1 530**	**2 187**	**156**	**4 050**	**35 217**	**29 056**	**2 994**	**1 926**	**2 507**	**Total**	TRB1
293	6 302	75 140	64 247	5 383	3 410	4 620	141	2 311	40 385	35 474	2 439	1 519	2 163	152	3 991	34 755	28 773	2 944	1 891	2 457	City	
6	82	607	387	63	46	74	2	23	145	104	13	11	24	4	59	462	283	50	35	50	Village	
137	**3 160**	**36 085**	**31 383**	**2 643**	**1 725**	**2 149**	**70**	**1 151**	**18 058**	**16 540**	**1 176**	**745**	**1 009**	**67**	**2 009**	**18 027**	**14 843**	**1 467**	**980**	**1 140**	**Total**	Malatya TRB11
137	3 160	36 085	31 383	2 643	1 725	2 149	70	1 151	18 058	16 540	1 176	745	1 009	67	2 009	18 027	14 843	1 467	980	1 140	City	
-	-	-	-	-	-	-	-	-	-	-	-	-	-	-	-	-	-	-	-	-	Village	
88	**1 984**	**24 965**	**21 639**	**1 870**	**1 125**	**1 540**	**42**	**754**	**13 491**	**12 439**	**853**	**497**	**738**	**46**	**1 230**	**11 474**	**9 200**	**1 017**	**628**	**802**	**Total**	Elazığ TRB12
84	1 922	24 519	21 361	1 816	1 089	1 482	41	745	13 430	12 380	844	491	730	43	1 177	11 089	8 981	972	598	752	City	
4	62	446	278	54	36	58	1	9	61	59	9	6	8	3	53	385	219	45	30	50	Village	
48	**934**	**12 415**	**9 779**	**761**	**433**	**726**	**20**	**316**	**7 504**	**5 320**	**336**	**200**	**310**	**28**	**618**	**4 911**	**4 459**	**425**	**233**	**416**	**Total**	Bingöl TRB13
47	928	12 338	9 715	756	428	726	20	316	7 504	5 320	336	200	310	27	612	4 834	4 395	420	228	416	City	
1	6	77	64	5	5	-	-	-	-	-	-	-	-	1	6	77	64	5	5	-	Village	
26	**306**	**2 282**	**1 833**	**172**	**173**	**279**	**11**	**113**	**1 477**	**1 279**	**87**	**88**	**130**	**15**	**193**	**805**	**554**	**85**	**85**	**149**	**Total**	Tunceli TRB14
25	292	2 198	1 788	168	168	263	10	99	1 393	1 234	83	83	114	15	193	805	554	85	85	149	City	
1	14	84	45	4	5	16	1	14	84	45	4	5	16	-	-	-	-	-	-	-	Village	
286	**7 418**	**99 240**	**75 200**	**4 433**	**2 878**	**4 892**	**113**	**2 035**	**53 662**	**35 131**	**1 877**	**1 006**	**1 911**	**173**	**5 383**	**45 578**	**40 069**	**2 556**	**1 872**	**2 981**	**Total**	TRB2
277	7 265	97 717	74 024	4 362	2 808	4 774	112	2 018	53 382	34 874	1 858	993	1 895	165	5 247	44 335	39 150	2 504	1 815	2 879	City	
9	153	1 523	1 176	71	70	118	1	17	280	257	19	13	16	8	136	1 243	919	52	57	102	Village	
132	**3 624**	**48 670**	**40 244**	**2 440**	**1 553**	**2 595**	**51**	**938**	**25 790**	**18 192**	**1 081**	**551**	**1 034**	**81**	**2 686**	**22 880**	**22 052**	**1 359**	**1 002**	**1 561**	**Total**	Van TRB21
132	3 624	48 670	40 244	2 440	1 553	2 595	51	938	25 790	18 192	1 081	551	1 034	81	2 686	22 880	22 052	1 359	1 002	1 561	City	
-	-	-	-	-	-	-	-	-	-	-	-	-	-	-	-	-	-	-	-	-	Village	
55	**1 511**	**16 607**	**12 312**	**743**	**514**	**937**	**20**	**330**	**7 859**	**5 572**	**272**	**146**	**275**	**35**	**1 181**	**8 748**	**6 740**	**471**	**368**	**662**	**Total**	Muş TRB22
50	1 414	15 814	11 622	697	469	851	19	313	7 579	5 315	253	133	259	31	1 101	8 235	6 307	444	336	592	City	
5	97	793	690	46	45	86	1	17	280	257	19	13	16	4	80	513	433	27	32	70	Village	
57	**1 301**	**17 044**	**11 664**	**759**	**460**	**810**	**24**	**399**	**10 311**	**6 363**	**323**	**191**	**356**	**33**	**902**	**6 733**	**5 301**	**436**	**269**	**454**	**Total**	Bitlis TRB23
57	1 301	17 044	11 664	759	460	810	24	399	10 311	6 363	323	191	356	33	902	6 733	5 301	436	269	454	City	
-	-	-	-	-	-	-	-	-	-	-	-	-	-	-	-	-	-	-	-	-	Village	
42	**982**	**16 919**	**10 980**	**491**	**351**	**550**	**18**	**368**	**9 702**	**5 004**	**201**	**118**	**246**	**24**	**614**	**7 217**	**5 976**	**290**	**233**	**304**	**Total**	Hakkari TRB24
38	926	16 189	10 494	466	326	518	18	368	9 702	5 004	201	118	246	20	558	6 487	5 490	265	208	272	City	
4	56	730	486	25	25	32	-	-	-	-	-	-	-	4	56	730	486	25	25	32	Village	
1 095	**29 667**	**405 618**	**315 868**	**19 622**	**12 795**	**20 320**	**490**	**10 298**	**227 439**	**174 178**	**9 096**	**5 284**	**9 212**	**605**	**19 369**	**178 179**	**141 690**	**10 526**	**7 511**	**11 108**	**Total**	Southeast
1 062	29 054	400 906	312 115	19 351	12 587	19 930	487	10 244	227 174	173 976	9 075	5 278	9 172	575	18 810	173 732	138 139	10 276	7 309	10 758	City	Anatolia TRC
33	613	4 712	3 753	271	208	390	3	54	265	202	21	6	40	30	559	4 447	3 551	250	202	350	Village	
339	**8 820**	**121 151**	**104 336**	**6 494**	**4 636**	**6 532**	**152**	**3 274**	**66 162**	**59 332**	**3 058**	**1 972**	**3 175**	**187**	**5 546**	**54 989**	**45 004**	**3 436**	**2 664**	**3 357**	**Total**	TRC1
325	8 570	119 645	103 210	6 360	4 549	6 405	150	3 220	65 897	59 130	3 038	1 966	3 159	175	5 350	53 748	44 080	3 322	2 583	3 246	City	
14	250	1 506	1 126	134	87	127	2	54	265	202	20	6	16	12	196	1 241	924	114	81	111	Village	
219	**5 566**	**85 482**	**73 596**	**4 014**	**3 382**	**4 541**	**110**	**2 361**	**48 880**	**44 162**	**2 070**	**1 556**	**2 440**	**109**	**3 205**	**36 602**	**29 434**	**1 944**	**1 826**	**2 101**	**Total**	Gaziantep TRC11
219	5 566	85 482	73 596	4 014	3 382	4 541	110	2 361	48 880	44 162	2 070	1 556	2 440	109	3 205	36 602	29 434	1 944	1 826	2 101	City	
-	-	-	-	-	-	-	-	-	-	-	-	-	-	-	-	-	-	-	-	-	Village	
98	**2 822**	**29 525**	**25 377**	**2 113**	**1 030**	**1 589**	**36**	**804**	**14 596**	**12 422**	**856**	**333**	**616**	**62**	**2 018**	**14 929**	**12 955**	**1 257**	**697**	**973**	**Total**	Adıyaman TRC12
84	2 572	28 019	24 251	1 979	943	1 462	34	750	14 331	12 220	836	327	600	50	1 822	13 688	12 031	1 143	616	862	City	
14	250	1 506	1 126	134	87	127	2	54	265	202	20	6	16	12	196	1 241	924	114	81	111	Village	
22	**432**	**6 144**	**5 363**	**367**	**224**	**402**	**6**	**109**	**2 686**	**2 748**	**132**	**83**	**119**	**16**	**323**	**3 458**	**2 615**	**235**	**141**	**283**	**Total**	Kilis TRC13
22	432	6 144	5 363	367	224	402	6	109	2 686	2 748	132	83	119	16	323	3 458	2 615	235	141	283	City	
-	-	-	-	-	-	-	-	-	-	-	-	-	-	-	-	-	-	-	-	-	Village	
434	**12 532**	**169 739**	**124 837**	**7 735**	**4 979**	**8 262**	**194**	**4 121**	**94 900**	**66 452**	**3 452**	**1 975**	**3 519**	**240**	**8 411**	**74 839**	**58 385**	**4 283**	**3 004**	**4 743**	**Total**	TRC2
434	12 532	169 739	124 837	7 735	4 979	8 262	194	4 121	94 900	66 452	3 452	1 975	3 519	240	8 411	74 839	58 385	4 283	3 004	4 743	City	
-	-	-	-	-	-	-	-	-	-	-	-	-	-	-	-	-	-	-	-	-	Village	
233	**6 795**	**88 904**	**62 249**	**4 090**	**2 684**	**4 663**	**98**	**2 285**	**49 533**	**34 809**	**1 863**	**1 065**	**1 906**	**135**	**4 510**	**39 371**	**27 440**	**2 227**	**1 619**	**2 757**	**Total**	Şanlıurfa TRC21
233	6 795	88 904	62 249	4 090	2 684	4 663	98	2 285	49 533	34 809	1 863	1 065	1 906	135	4 510	39 371	27 440	2 227	1 619	2 757	City	
-	-	-	-	-	-	-	-	-	-	-	-	-	-	-	-	-	-	-	-	-	Village	
201	**5 737**	**80 835**	**62 588**	**3 645**	**2 295**	**3 599**	**96**	**1 836**	**45 367**	**31 643**	**1 589**	**910**	**1 613**	**105**	**3 901**	**35 468**	**30 945**	**2 056**	**1 385**	**1 986**	**Total**	Diyarbakır TRC22
201	5 737	80 835	62 588	3 645	2 295	3 599	96	1 836	45 367	31 643	1 589	910	1 613	105	3 901	35 468	30 945	2 056	1 385	1 986	City	
-	-	-	-	-	-	-	-	-	-	-	-	-	-	-	-	-	-	-	-	-	Village	
322	**8 315**	**114 728**	**86 695**	**5 393**	**3 180**	**5 526**	**144**	**2 903**	**66 377**	**48 394**	**2 586**	**1 337**	**2 518**	**178**	**5 412**	**48 351**	**38 301**	**2 807**	**1 843**	**3 008**	**Total**	TRC3
303	7 952	111 522	84 068	5 256	3 059	5 263	143	2 903	66 377	48 394	2 585	1 337	2 494	160	5 049	45 145	35 674	2 671	1 722	2 769	City	
19	363	3 206	2 627	137	121	263	1	-	-	-	1	-	24	18	363	3 206	2 627	136	121	239	Village	
122	**3 303**	**40 062**	**30 138**	**1 958**	**1 206**	**2 037**	**52**	**1 175**	**23 461**	**17 479**	**916**	**504**	**874**	**70**	**2 128**	**16 601**	**12 659**	**1 042**	**702**	**1 163**	**Total**	Mardin TRC31
122	3 303	40 062	30 138	1 958	1 206	2 037	52	1 175	23 461	17 479	916	504	874	70	2 128	16 601	12 659	1 042	702	1 163	City	
-	-	-	-	-	-	-	-	-	-	-	-	-	-	-	-	-	-	-	-	-	Village	
80	**1 901**	**32 208**	**26 284**	**1 796**	**892**	**1 562**	**46**	**928**	**20 588**	**16 192**	**1 002**	**486**	**875**	**34**	**973**	**11 620**	**10 092**	**794**	**406**	**687**	**Total**	Batman TRC32
78	1 866	31 854	25 691	1 764	873	1 515	46	928	20 588	16 192	1 002	486	875	32	938	11 266	9 499	762	387	640	City	
2	35	354	593	32	19	47	-	-	-	-	-	-	-	2	35	354	593	32	19	47	Village	
65	**1 802**	**24 122**	**18 390**	**839**	**609**	**1 140**	**25**	**471**	**11 707**	**8 866**	**318**	**168**	**450**	**40**	**1 331**	**12 415**	**9 524**	**521**	**441**	**690**	**Total**	Şırnak TRC33
52	1 583	21 948	16 790	776	536	983	24	471	11 707	8 866	317	168	426	28	1 112	10 241	7 924	459	368	557	City	
13	219	2 174	1 600	63	73	157	1	-	-	-	1	-	24	12	219	2 174	1 600	62	73	133	Village	
55	**1 309**	**18 336**	**11 883**	**800**	**473**	**787**	**21**	**329**	**10 621**	**5 857**	**350**	**179**	**319**	**34**	**980**	**7 715**	**6 026**	**450**	**294**	**468**	**Total**	Siirt TRC34
51	1 200	17 658	11 449	758	444	728	21	329	10 621	5 857	350	179	319	30	871	7 037	5 592	408	265	409	City	
4	109	678	434	42	29	59	-	-	-	-	-	-	-	4	109	678	434	42	29	59	Village	

Note. See explanations for SR 1, SR 2 and SR 3 (Statistical Regions)

(1) Total of teachers includes permanent and contractual teaching staff.

(2) 38 146 pre-primary teachers are included in the number of teachers of institutions of which they are available and 33 693 nursery-classes are included in the number of classroom of institutions of which they are available. The number of nursery-classes are excluded from the number of schools. Please look at table 2.1-2.2 and 2.3 for detailed information about pre-primary education.

1.18 Eğitim kurumlarının kademelere göre okul, öğrenci, öğretmen ve derslik sayısı

Number of schools, students, teachers and classrooms in education institutions by level of education

[2016/'17 öğretim yılı - The educational year 2016/'17]

Eğitim kademesi (Level of education)	**Okul/ Kurum** School/ Institution	**Öğrenci Sayısı** Number of Students			**Öğretmen Sayısı** Number of Teachers			**Derslik** Classroom
		Toplam Total	**Erkek** Male	**Kadın** Female	**Toplam** Total	**Kadrolu** Permanent	**Sözleşmeli** Contractual	
Örgün eğitim toplamı Total of formal education	**63 153**	**17 702 938**	**9 197 938**	**8 505 000**	**989 231**	**970 479**	**18 752**	**654 434**
Örgün Eğitim (Resmi) Formal education (Public)	**53 098**	**14 731 376**	**7 557 567**	**7 173 809**	**868 269**	**849 517**	**18752 (5)**	**554 405**
Örgün Eğitim (Özel) Formal education (Private)	**10 053**	**1 217 755**	**661 121**	**556 634**	**120 962**	**120 962**	**-**	**100 029**
Örgün Eğitim (Açıköğretim) Formal education (Open education)	**2**	**1 753 807**	**979 250**	**774 557**	**-**	**-**	**-**	**-**
Okul öncesi eğitim Pre-primary education	**8 719**	**1 326 123**	**693 179**	**632 944**	**38 963**	**38 769**	**194**	**39 277**
Okul öncesi eğitim (resmi) Pre-primary education (public)	**4 089**	**1 124 727**	**585 955**	**538 772**	**22 453**	**22 259**	**194**	**16 727**
Anaokulu - Kindergarten	2 430	337 650	176 886	160 764	18 134	17 940	194	12 180
Anasınıfı (1) -Nursery-Class (1)	19 731 (1)	728 884	380 362	348 522	35 504 (2)	34 774 (2)	730 (2)	29 979 (2)
MEB'e bağlı olmayan kurumlar (resmi) (3) Institutions not affiliated to MoNE (public) (3)	1 659	58 193	28 707	29 486	4 319	4 319	-	4 547
Okul öncesi eğitim (özel) Pre-primary education (private)	**4 630**	**201 396**	**107 224**	**94 172**	**16 510**	**16 510**	**-**	**22 550**
Anaokulu -Kindergarten	2 860	111 975	59 268	52 707	8 369	8 369	-	14 439
Anasınıfı (1) -Nursery-Class (1)	843 (1)	35 179	18 406	16 773	2 642 (2)	2 642 (2)	-	3 714 (2)
MEB'e bağlı olmayan kurumlar (özel) (4) Institutions not affiliated to MoNE (private) (4)	1 770	54 242	29 550	24 692	8 141	8 141	-	8 111
İlkokul Primary school	**25 479**	**4 972 430**	**2 550 915**	**2 421 515**	**292 878**	**287 154**	**5 724**	**248 270**
İlkokul (resmi) Primary school (public)	24 155	4 759 317	2 437 930	2 321 387	269 770	264 046	5 724	225 945
İlkokul (özel) Primary school (private)	1 324	213 113	112 985	100 128	23 108	23 108	-	22 325
Ortaokul Lower secondary school	**17 879**	**5 554 415**	**2 827 822**	**2 726 593**	**324 350**	**317 997**	**6 353**	**177 136**
Ortaokul (resmi) Lower secondary school (public)	16 397	5 066 780	2 594 879	2 471 901	295 575	289 222	6 353	159 464
Ortaokul (özel) Lower secondary school (private)	1 481	288 766	155 819	132 947	28 775	28 775	-	17 672
Açık öğretim ortaokulu Open lower secondary school	1	198 869	77 124	121 745	-	-	-	-
Ortaöğretim (Genel+Mesleki Ortaöğretim+Din Öğretimi) Upper secondary education (General secondary education+Vocational and technical secondary education+Religious education)	**11 076**	**5 849 970**	**3 126 022**	**2 723 948**	**333 040**	**326 559**	**6 481**	**189 751**
Ortaöğretim (resmi) Upper secondary education (public)	**8 457**	**3 780 552**	**1 938 803**	**1 841 749**	**280 471**	**273 990**	**6 481**	**152 269**
Ortaöğretim (özel) Upper secondary education (private)	**2 618**	**514 480**	**285 093**	**229 387**	**52 569**	**52 569**	**-**	**37 482**
Açıköğretim lisesi Open education high school	**1**	**1 554 938**	**902 126**	**652 812**	**-**	**-**	**-**	**-**
Genel ortaöğretim toplamı Total of general secondary education	**5 225**	**3 136 440**	**1 632 329**	**1 504 111**	**147 052**	**144 938**	**2 114**	**88 931**
Genel ortaöğretim (resmi) General secondary education (public)	2 978	1 537 036	704 449	832 587	102 254	100 140	2 114	58 371
Genel ortaöğretim (özel) General secondary education (private)	2 246	402 760	223 497	179 263	44 798	44 798	-	30 560
Açıköğretim lisesi Open education high school	1	1 196 644	704 383	492 261	-	-	-	-
Meslekî ve teknik ortaöğretim toplamı Total of vocational and technical secondary education	**4 399**	**2 068 212**	**1 209 475**	**858 737**	**145 097**	**142 186**	**2 911**	**70 617**
Meslekî ve teknik lise (resmi) Vocational and technical high school (public)	4 027	1 737 000	1 001 853	735 147	137 326	134 415	2 911	63 695
Meslekî ve teknik lise (özel) Vocational and technical high school (private)	372	111 720	61 596	50 124	7 771	7 771	-	6 922
Mesleki açıköğretim lisesi Open upper vocational secondary school	-	219 492	146 026	73 466	-	-	-	-
Din öğretimi toplamı Total of religious education	**1 452**	**645 318**	**284 218**	**361 100**	**40 891**	**39 435**	**1 456**	**30 203**
İmam Hatip Lisesi - Anadolu İmam Hatip Lisesi Imam and Preacher High School - Anatolian Imam and Preacher High School	1 452	506 516	232 501	274 015	40 891	39 435	1 456	30 203
Açıköğretim İmam Hatip Lisesi Open education religious high schools	-	138 802	51 717	87 085	-	-	-	-

Not 1. Açıköğretim öğrenci sayıları 2016-2017 eğitim öğretim yılı 1., 2. ve 3. dönem yeni kayıt yaptıran ve kayıt yenileyen aktif öğrencileri kapsar.

Note 1. The number of open education students include the active students who are new entrants or who have renewed registration as of 1., 2. and 3. semester in the educational year 2016-2017.

Not 2.Öğretmen sayıları sadece Bakanlığımıza bağlı okullardaki öğretmenleri kapsamaktadır. Kadroları Bakanlığımızın diğer birimlerinde (il-ilçe MEM, ASO, v.b.) bulunan öğretmenler, toplam öğretmen sayısına dahil edilmemiştir.

Note 2. The number of teachers includes only the teachers of schools affiliated to our Ministry's. Teachers in other departments (province, district, VTC, EAS, etc.) of our Ministry are not included in the total number of teachers.

(1) Okul öncesi eğitimde 19.731 resmî anasınıfı ile 843 özel anasınıfı okul sayısına dahil edilmemiştir.

(1) 19.731 public and 843 private nursery-classes are not included in the number of schools in pre-primary education.

(2) 38.146 okul öncesi öğretmeni kadrolarının bulunduğu kurumların öğretmen sayılarında, 33.693 anasınıfı derslik sayısı bulunduğu kurumların derslik sayılarında gösterilmiştir. Toplama dahil edilmemiştir

(2) 38.146 pre-primary teachers are included in the number of teachers of institutions of which they are permanent staff, 33.693 nursery-clasess are included in the number of classroom of institutions of which they are available. They are excluded from the total.

(3) 657 Sayılı Kan.191.mad.göre açılan kurumlar, toplum temelli kurumlar.

(3) Institutions opened in accordance with Law No. 657 Article 191, community-based institutions.

(4) T.C. Aile ve Sosyal Politikalar Bakanlığı'na bağlı kurumlar, İş Kanununa göre işletmelerde açılan kreşler.

(4) Affiliated to the Ministry of Family and Social policies, crèches opened in enterprises in accordance with the Labour Law.

(5) Temmuz 2017'de ataması yapılan 20 127 sözleşmeli öğretmen resmi sözleşmeli öğretmen sayılarına kitap yayın hazırlık sürecinde henüz göreve başlamadıkları için dahil edilmemiştir.

(5) 20 127 contractual teaching staff were who appointed in July 2017 are not included in the number of public contractual teachers because they have not begun to work in the book's preparing process.

2.1 Okul öncesi eğitim kurumlarının okul türlerine göre okul, öğrenci, öğretmen ve derslik sayısı
Number of schools, students, teachers and classrooms by types of education in pre-primary education institutions

[2016/'17 öğretim yılı - The educational year 2016/'17]

Okul Türü Type of school	**Okul/ Kurum/ Sınıf** School/ Institution/ Classroom	**Öğrenci sayısı** Number of students			**Öğretmen sayısı** Number of teachers			**Derslik** Classroom
		Toplam Total	**Erkek** Male	**Kadın** Female	**Toplam** Total	**Erkek** Male	**Kadın** Female	
Okul öncesi eğitim (Resmi+Özel) Pre-primary education (Public+Private)	**29 293**	**1 326 123**	**693 179**	**632 944**	**77 109**	**4 429**	**72 680**	**72 970**
Anaokulları toplamı (Resmi+Özel) Total number of kindergartens (Public+Private)	**8 719**	**562 060**	**294 411**	**267 649**	**38 963**	**2 288**	**36 675**	**39 277**
Anasınıfları toplamı (Resmi+Özel) (2) Total number of nursery classes (Public+Private) (2)	**20 574**	**764 063**	**398 768**	**365 295**	**38 146**	**2 141**	**36 005**	**33 693**
Okul öncesi Eğitim (Resmi) Pre-primary education (Public)	**23 820**	**1 124 727**	**585 955**	**538 772**	**57 957**	**3 969**	**53 988**	**46 706**
Milli Eğitim Bakanlığına Bağlı Kurumlar (Resmi) Institutions affiliated to the Ministry of National Education (Public)	**22 161**	**1 066 534**	**557 248**	**509 286**	**53 638**	**3 969**	**49 669**	**42 159**
Anaokulları Kindergartens	2 430	337 650	176 886	160 764	18 134	1 850	16 284	12 180
Anasınıfları (2) Nursery classes (2)	19 731	723 999	377 815	346 184	35 504	2 119	33 385	29 979
Yaz anaokulları Summer kindergartens	-	4 814	2 509	2 305	-	-	-	-
Mobil anaokulları Mobile kindergartens	-	71	38	33	-	-	-	-
Milli Eğitim Bakanlığına Bağlı Olmayan Kurumlar (Resmi) Institutions not affiliated to the Ministry of National Education (Public)	**1 659**	**58 193**	**28 707**	**29 486**	**4 319**		**4 319**	**4 547**
657 Sayılı Kan.191.mad.göre açılan kurumlar Institutons opened in accordance with Law no. 657, article 191	107	6 866	3 580	3 286	666	-	666	538
Toplum Temelli Kurumlar (1) Community- based institutions (1)	1 552	51 327	25 127	26 200	3 653	-	3 653	4 009
Okul öncesi Eğitim (Özel) Pre-primary education (Private)	**5 473**	**201 396**	**107 224**	**94 172**	**19 152**	**460**	**18 692**	**26 264**
Milli Eğitim Bakanlığına Bağlı Kurumlar (Özel) Institutions affiliated to the Ministry of National Education (Private)	**3 703**	**147 154**	**77 674**	**69 480**	**11 011**	**460**	**10 551**	**18 153**
Anaokulları Kindergartens	**2 860**	**111 975**	**59 268**	**52 707**	**8 369**	**438**	**7 931**	**14 439**
Türk Turkish	2 853	111 760	59 162	52 598	8 329	437	7 892	14 419
Azınlık Minority	7	215	106	109	40	1	39	20
Anasınıfları (2) Nursey classes (2)	**843**	**35 179**	**18 406**	**16 773**	**2 642**	**22**	**2 620**	**3 714**
Türk Turkish	830	34 737	18 177	16 560	2 580	21	2 559	3 627
Azınlık Minority	12	393	199	194	59	1	58	83
Yabancı Foreign	1	49	30	19	3	-	3	4
Milli Eğitim Bakanlığına Bağlı Olmayan Kurumlar (Özel) Institutions not affiliated to Ministry of National Education (Private)	**1 770**	**54 242**	**29 550**	**24 692**	**8 141**	-	**8 141**	**8 111**
Aile ve Sosyal Politikalar Bakanlığına Bağlı Kreş ve Bakımevleri Crèches and Care Centers belong to Ministry of Family and Social Policies	1 768	54 024	29 429	24 595	8 121	-	8 121	8 097
İş Kanununa Göre İşletmelerde Açılan Kreşler Crèches opened in enterprises in accordance with the Labour Law	2	218	121	97	20	-	20	14

(1) Diyanet İşleri Başkanlığına bağlı 4-6 yaş kurslar, belediyelerce açılan kreşler, derneklerce açılan kreşler.

(2) 1.17 ve 1.18 tablolarında 38 146 okulöncesi öğretmeni bulunduğu kurumların öğretmen sayılarında, 33 693 anasınıfı derslik sayısı bulunduğu kurumların derslik sayılarında gösterilmiştir. 20 574 anasınıfı okul sayısına dahil edilmemiştir.

(1) 4-6 age group courses dependent to the Presidency of Religious Affairs, the crèches founded by municipalities and the crèches founded by assosiations.

(2) In table 1.17 and table 1.18, 38 146 pre primary teachers are included in the number of teachers of institutions of which they are available and also 33 693 nursery-clasess are included in the number of classroom of institutions of which they are available. 20 574 nursery-clasess are excluded from the number of schools.

2.2 İstatistiki Bölge Birimleri Sınıflaması 3. düzey resmi - özel ayrımında, yerleşim yerine göre okul öncesi eğitim kurumlarında okul, öğrenci, öğretmen ve derslik sayısı

[2016/'17 öğretim yılı]

		Toplam - Total						**MEB'e Bağlı Kurumlar (Resmi)** Institutions affiliated to the MoNE (Public)					
			Öğrenci - Student						**Öğrenci** - Student				
İBBS 3. Düzey		**Okul/ Sınıf** School/ Class-room	**Toplam** Total	**Erkek** Male	**Kadın** Female	**Öğretmen**[1] Teacher[1]	**Derslik** Classroom	**Okul/ Sınıf** School/ Class-room	**Toplam** Total	**Erkek** Male	**Kadın** Female	**Öğretmen**[1] Teacher[1]	**Derslik** Classroom
TR Türkiye	**Toplam**	**29 293**	**1 326 123**	**693 179**	**632 944**	**77 109**	**72 970**	**22 161**	**1 066 534**	**557 248**	**509 286**	**53 638**	**42 159**
	Şehir	**24 601**	**1 234 824**	**645 859**	**588 965**	**71 492**	**65 930**	**18 086**	**992 659**	**519 058**	**473 601**	**49 986**	**37 166**
	Köy	**4 692**	**91 299**	**47 320**	**43 979**	**5 617**	**7 040**	**4 075**	**73 875**	**38 190**	**35 685**	**3 652**	**4 993**
TR100 İstanbul	**Toplam**	**3 407**	**189 552**	**100 040**	**89 512**	**11 902**	**12 718**	**1 525**	**117 750**	**62 437**	**55 313**	**5 720**	**4 093**
	Şehir	3 407	189 552	100 040	89 512	11 902	12 718	1 525	117 750	62 437	55 313	5 720	4 093
	Köy	-	-	-	-	-	-	-	-	-	-	-	-
TR211 Tekirdağ	**Toplam**	**281**	**17 002**	**8 860**	**8 142**	**923**	**807**	**195**	**13 759**	**7 184**	**6 575**	**646**	**446**
	Şehir	281	17 002	8 860	8 142	923	807	195	13 759	7 184	6 575	646	446
	Köy	-	-	-	-	-	-	-	-	-	-	-	-
TR212 Edirne	**Toplam**	**135**	**5 524**	**2 885**	**2 639**	**340**	**318**	**112**	**4 448**	**2 319**	**2 129**	**241**	**203**
	Şehir	83	4 244	2 194	2 050	242	201	73	3 808	1 977	1 831	204	161
	Köy	52	1 280	691	589	98	117	39	640	342	298	37	42
TR213 Kırklareli	**Toplam**	**111**	**4 994**	**2 678**	**2 316**	**253**	**227**	**98**	**4 600**	**2 479**	**2 121**	**204**	**181**
	Şehir	67	4 214	2 250	1 964	203	159	62	3 992	2 142	1 850	180	137
	Köy	44	780	428	352	50	68	36	608	337	271	24	44
TR221 Balıkesir	**Toplam**	**452**	**17 355**	**8 914**	**8 441**	**1 128**	**1 009**	**353**	**13 807**	**7 062**	**6 745**	**830**	**607**
	Şehir	452	17 355	8 914	8 441	1 128	1 009	353	13 807	7 062	6 745	830	607
	Köy	-	-	-	-	-	-	-	-	-	-	-	-
TR222 Çanakkale	**Toplam**	**174**	**7 951**	**4 072**	**3 879**	**546**	**418**	**138**	**6 495**	**3 327**	**3 168**	**397**	**260**
	Şehir	79	5 332	2 729	2 603	325	210	69	4 995	2 545	2 450	296	171
	Köy	95	2 619	1 343	1 276	221	208	69	1 500	782	718	101	89
TR310 İzmir	**Toplam**	**1 329**	**64 270**	**33 333**	**30 937**	**3 994**	**3 841**	**812**	**44 240**	**22 855**	**21 385**	**2 374**	**1 538**
	Şehir	1 329	64 270	33 333	30 937	3 994	3 841	812	44 240	22 855	21 385	2 374	1 538
	Köy	-	-	-	-	-	-	-	-	-	-	-	-
TR321 Aydın	**Toplam**	**423**	**17 164**	**9 029**	**8 135**	**1 151**	**935**	**341**	**14 188**	**7 463**	**6 725**	**809**	**587**
	Şehir	423	17 164	9 029	8 135	1 151	935	341	14 188	7 463	6 725	809	587
	Köy	-	-	-	-	-	-	-	-	-	-	-	-
TR322 Denizli	**Toplam**	**392**	**18 514**	**9 583**	**8 931**	**1 259**	**1 098**	**304**	**15 566**	**8 035**	**7 531**	**929**	**699**
	Şehir	392	18 514	9 583	8 931	1 259	1 098	304	15 566	8 035	7 531	929	699
	Köy	-	-	-	-	-	-	-	-	-	-	-	-
TR323 Muğla	**Toplam**	**413**	**15 088**	**7 902**	**7 186**	**1 062**	**950**	**314**	**11 804**	**6 134**	**5 670**	**696**	**553**
	Şehir	413	15 088	7 902	7 186	1 062	950	314	11 804	6 134	5 670	696	553
	Köy	-	-	-	-	-	-	-	-	-	-	-	-
TR331 Manisa	**Toplam**	**495**	**21 000**	**11 157**	**9 843**	**1 269**	**1 158**	**425**	**17 691**	**9 317**	**8 374**	**986**	**753**
	Şehir	495	21 000	11 157	9 843	1 269	1 158	425	17 691	9 317	8 374	986	753
	Köy	-	-	-	-	-	-	-	-	-	-	-	-
TR332 Afyonkarahisar	**Toplam**	**391**	**11 927**	**6 276**	**5 651**	**752**	**752**	**339**	**10 154**	**5 382**	**4 772**	**603**	**555**
	Şehir	174	7 520	3 967	3 553	453	425	145	6 532	3 471	3 061	386	307
	Köy	217	4 407	2 309	2 098	299	327	194	3 622	1 911	1 711	217	248
TR333 Kütahya	**Toplam**	**237**	**8 384**	**4 401**	**3 983**	**499**	**497**	**194**	**6 899**	**3 619**	**3 280**	**394**	**332**
	Şehir	129	6 530	3 405	3 125	359	352	103	5 544	2 895	2 649	304	235
	Köy	108	1 854	996	858	140	145	91	1 355	724	631	90	97
TR334 Uşak	**Toplam**	**140**	**5 297**	**2 800**	**2 497**	**327**	**295**	**114**	**4 432**	**2 321**	**2 111**	**248**	**179**
	Şehir	72	4 173	2 204	1 969	238	195	54	3 578	1 881	1 697	192	116
	Köy	68	1 124	596	528	89	100	60	854	440	414	56	63
TR411 Bursa	**Toplam**	**797**	**47 167**	**24 768**	**22 399**	**2 521**	**2 654**	**511**	**35 119**	**18 493**	**16 626**	**1 584**	**1 181**
	Şehir	797	47 167	24 768	22 399	2 521	2 654	511	35 119	18 493	16 626	1 584	1 181
	Köy	-	-	-	-	-	-	-	-	-	-	-	-

(1) Toplam öğretmen, kadrolu ve sözleşmeli öğretmenleri kapsar.

2.2 Number of schools, students, teachers and classrooms in public and private pre- primary education institutions by settlement place according to Statistical Regions Level 3

[The educational year 2016/'17]

MEB'e Bağlı Kurumlar (Özel) Institutions affiliated to the MoNE (Private)						MEB Dışı Kurumlar (Resmi) Institutions other than MoNE (Public)						MEB Dışı Kurumlar (Özel) Institutions other than MoNE (Private)							
Okul/Sınıf School/Class-room	Öğrenci - Student Toplam Total	Erkek Male	Kadın Female	Öğretmen(1) Teacher(1)	Derslik Class-room	Okul/Sınıf School/Class-room	Öğrenci - Student Toplam Total	Erkek Male	Kadın Female	Öğretmen(1) Teacher(1)	Derslik Class-room	Okul/Sınıf School/Class-room	Öğrenci - Student Toplam Total	Erkek Male	Kadın Female	Öğretmen(1) Teacher(1)	Derslik Class-room		SR Level 3
3 703	**147 154**	**77 674**	**69 480**	**11 011**	**18 153**	**1 659**	**58 193**	**28 707**	**29 486**	**4 319**	**4 547**	**1 770**	**54 242**	**29 550**	**24 692**	**8 141**	**8 111**	**Total**	Turkey TR
3 697	**146 861**	**77 522**	**69 339**	**10 987**	**18 119**	**1 337**	**49 903**	**24 589**	**25 314**	**3 632**	**3 834**	**1 481**	**45 401**	**24 690**	**20 711**	**6 887**	**6 811**	**City**	
6	**293**	**152**	**141**	**24**	**34**	**322**	**8 290**	**4 118**	**4 172**	**687**	**713**	**289**	**8 841**	**4 860**	**3 981**	**1 254**	**1 300**	**Village**	
1 514	**56 392**	**29 743**	**26 649**	**4 609**	**7 082**	**183**	**9 905**	**4 958**	**4 947**	**676**	**734**	**185**	**5 505**	**2 902**	**2 603**	**897**	**809**	**Total**	İstanbul TR100
1 514	56 392	29 743	26 649	4 609	7 082	183	9 905	4 958	4 947	676	734	185	5 505	2 902	2 603	897	809	City	
-	-	-	-	-	-	-	-	-	-	-	-	-	-	-	-	-	-	Village	
47	**1 887**	**1 000**	**887**	**129**	**225**	**16**	**683**	**315**	**368**	**48**	**36**	**23**	**673**	**361**	**312**	**100**	**100**	**Total**	Tekirdağ TR211
47	1 887	1 000	887	129	225	16	683	315	368	48	36	23	673	361	312	100	100	City	
-	-	-	-	-	-	-	-	-	-	-	-	-	-	-	-	-	-	Village	
10	**436**	**217**	**219**	**38**	**40**	**5**	**166**	**92**	**74**	**8**	**18**	**8**	**474**	**257**	**217**	**53**	**57**	**Total**	Edirne TR212
10	436	217	219	38	40	-	-	-	-	-	-	-	-	-	-	-	-	City	
-	-	-	-	-	-	5	166	92	74	8	18	8	474	257	217	53	57	Village	
5	**222**	**108**	**114**	**23**	**22**	**1**	**11**	**3**	**8**	**1**	**2**	**7**	**161**	**88**	**73**	**25**	**22**	**Total**	Kırklareli TR213
5	222	108	114	23	22	-	-	-	-	-	-	-	-	-	-	-	-	City	
-	-	-	-	-	-	1	11	3	8	1	2	7	161	88	73	25	22	Village	
43	**1 688**	**862**	**826**	**99**	**182**	**17**	**271**	**133**	**138**	**23**	**34**	**39**	**1 589**	**857**	**732**	**176**	**186**	**Total**	Balıkesir TR221
43	1 688	862	826	99	182	17	271	133	138	23	34	39	1 589	857	732	176	186	City	
-	-	-	-	-	-	-	-	-	-	-	-	-	-	-	-	-	-	Village	
8	**346**	**190**	**156**	**25**	**33**	**6**	**379**	**164**	**215**	**36**	**37**	**22**	**731**	**391**	**340**	**88**	**88**	**Total**	Çanakkale TR222
7	243	138	105	19	27	2	59	26	33	5	5	1	35	20	15	5	7	City	
1	103	52	51	6	6	4	320	138	182	31	32	21	696	371	325	83	81	Village	
384	**12 935**	**6 878**	**6 057**	**1 021**	**1 769**	**45**	**4 442**	**2 204**	**2 238**	**137**	**134**	**88**	**2 653**	**1 396**	**1 257**	**462**	**400**	**Total**	İzmir TR310
384	12 935	6 878	6 057	1 021	1 769	45	4 442	2 204	2 238	137	134	88	2 653	1 396	1 257	462	400	City	
-	-	-	-	-	-	-	-	-	-	-	-	-	-	-	-	-	-	Village	
35	**1 610**	**836**	**774**	**154**	**157**	**8**	**205**	**100**	**105**	**14**	**17**	**39**	**1 161**	**630**	**531**	**174**	**174**	**Total**	Aydın TR321
35	1 610	836	774	154	157	8	205	100	105	14	17	39	1 161	630	531	174	174	City	
-	-	-	-	-	-	-	-	-	-	-	-	-	-	-	-	-	-	Village	
35	**1 550**	**820**	**730**	**126**	**222**	**17**	**313**	**161**	**152**	**22**	**21**	**36**	**1 085**	**567**	**518**	**182**	**156**	**Total**	Denizli TR322
35	1 550	820	730	126	222	17	313	161	152	22	21	36	1 085	567	518	182	156	City	
-	-	-	-	-	-	-	-	-	-	-	-	-	-	-	-	-	-	Village	
45	**1 908**	**1 007**	**901**	**134**	**203**	**7**	**188**	**91**	**97**	**15**	**12**	**47**	**1 188**	**670**	**518**	**217**	**182**	**Total**	Muğla TR323
45	1 908	1 007	901	134	203	7	188	91	97	15	12	47	1 188	670	518	217	182	City	
-	-	-	-	-	-	-	-	-	-	-	-	-	-	-	-	-	-	Village	
45	**2 156**	**1 186**	**970**	**167**	**278**	**8**	**237**	**123**	**114**	**22**	**22**	**17**	**916**	**531**	**385**	**94**	**105**	**Total**	Manisa TR331
45	2 156	1 186	970	167	278	8	237	123	114	22	22	17	916	531	385	94	105	City	
-	-	-	-	-	-	-	-	-	-	-	-	-	-	-	-	-	-	Village	
17	**811**	**410**	**401**	**52**	**104**	**25**	**727**	**356**	**371**	**66**	**57**	**10**	**235**	**128**	**107**	**31**	**36**	**Total**	AfyonkarahisarTR332
17	811	410	401	52	104	12	177	86	91	15	14	-	-	-	-	-	-	City	
-	-	-	-	-	-	13	550	270	280	51	43	10	235	128	107	31	36	Village	
19	**823**	**410**	**413**	**40**	**96**	**17**	**371**	**200**	**171**	**25**	**30**	**7**	**291**	**172**	**119**	**40**	**39**	**Total**	Kütahya TR333
19	823	410	413	40	96	4	53	37	16	4	8	3	110	63	47	11	13	City	
-	-	-	-	-	-	13	318	163	155	21	22	4	181	109	72	29	26	Village	
18	**595**	**323**	**272**	**46**	**79**	-	-	-	-	-	-	**8**	**270**	**156**	**114**	**33**	**37**	**Total**	Uşak TR334
18	595	323	272	46	79	-	-	-	-	-	-	-	-	-	-	-	-	City	
-	-	-	-	-	-	-	-	-	-	-	-	8	270	156	114	33	37	Village	
185	**8 587**	**4 490**	**4 097**	**548**	**1 069**	**52**	**1 528**	**724**	**804**	**118**	**145**	**49**	**1 933**	**1 061**	**872**	**271**	**259**	**Total**	Bursa TR411
185	8 587	4 490	4 097	548	1 069	52	1 528	724	804	118	145	49	1 933	1 061	872	271	259	City	
-	-	-	-	-	-	-	-	-	-	-	-	-	-	-	-	-	-	Village	

(1) Total of teachers includes permanent and contractual teaching staff.

2.2 İstatistiki Bölge Birimleri Sınıflaması 3. düzey resmi - özel ayrımında, yerleşim yerine göre okul öncesi eğitim kurumlarında okul, öğrenci, öğretmen ve derslik sayısı (devam)

[2016/'17 öğretim yılı]

		Toplam - Total						**MEB'e Bağlı Kurumlar (Resmi)** Institutions affiliated to the MoNE (Public)					
		Okul/ Sınıf School/ Class-room	**Öğrenci** - Student					**Okul/ Sınıf** School/ Class-room	**Öğrenci** - Student				
İBBS 3. Düzey			**Toplam** Total	**Erkek** Male	**Kadın** Female	**Öğretmen**[1] Teacher[1]	**Derslik** Classroom		**Toplam** Total	**Erkek** Male	**Kadın** Female	**Öğretmen**[1] Teacher[1]	**Derslik** Classroom
TR412 Eskişehir	**Toplam**	**214**	**12 989**	**6 860**	**6 129**	**826**	**649**	**153**	**10 455**	**5 519**	**4 936**	**592**	**374**
	Şehir	214	12 989	6 860	6 129	826	649	153	10 455	5 519	4 936	592	374
	Köy	-	-	-	-	-	-	-	-	-	-	-	-
TR413 Bilecik	**Toplam**	**66**	**3 425**	**1 715**	**1 710**	**216**	**223**	**53**	**2 969**	**1 510**	**1 459**	**160**	**159**
	Şehir	47	2 936	1 484	1 452	159	172	41	2 787	1 419	1 368	148	146
	Köy	19	489	231	258	57	51	12	182	91	91	12	13
TR421 Kocaeli	**Toplam**	**674**	**38 415**	**19 931**	**18 484**	**2 139**	**2 059**	**376**	**28 245**	**14 738**	**13 507**	**1 258**	**842**
	Şehir	674	38 415	19 931	18 484	2 139	2 059	376	28 245	14 738	13 507	1 258	842
	Köy	-	-	-	-	-	-	-	-	-	-	-	-
TR422 Sakarya	**Toplam**	**402**	**16 023**	**8 413**	**7 610**	**963**	**998**	**285**	**11 988**	**6 280**	**5 708**	**639**	**504**
	Şehir	402	16 023	8 413	7 610	963	998	285	11 988	6 280	5 708	639	504
	Köy	-	-	-	-	-	-	-	-	-	-	-	-
TR423 Düzce	**Toplam**	**174**	**6 453**	**3 382**	**3 071**	**430**	**436**	**135**	**5 207**	**2 728**	**2 479**	**318**	**304**
	Şehir	94	4 442	2 327	2 115	280	290	76	3 836	2 010	1 826	234	225
	Köy	80	2 011	1 055	956	150	146	59	1 371	718	653	84	79
TR424 Bolu	**Toplam**	**89**	**4 257**	**2 246**	**2 011**	**303**	**267**	**76**	**3 744**	**1 955**	**1 789**	**246**	**202**
	Şehir	60	3 438	1 803	1 635	224	189	55	3 288	1 717	1 571	215	170
	Köy	29	819	443	376	79	78	21	456	238	218	31	32
TR425 Yalova	**Toplam**	**88**	**3 846**	**2 014**	**1 832**	**228**	**234**	**65**	**3 008**	**1 557**	**1 451**	**169**	**136**
	Şehir	57	2 951	1 556	1 395	162	162	38	2 347	1 229	1 118	129	91
	Köy	31	895	458	437	66	72	27	661	328	333	40	45
TR510 Ankara	**Toplam**	**1 549**	**81 162**	**42 559**	**38 603**	**5 903**	**5 449**	**818**	**52 619**	**27 446**	**25 173**	**3 320**	**1 916**
	Şehir	1 549	81 162	42 559	38 603	5 903	5 449	818	52 619	27 446	25 173	3 320	1 916
	Köy	-	-	-	-	-	-	-	-	-	-	-	-
TR521 Konya	**Toplam**	**937**	**35 905**	**18 691**	**17 214**	**2 281**	**2 025**	**685**	**27 888**	**14 589**	**13 299**	**1 633**	**1 189**
	Şehir	937	35 905	18 691	17 214	2 281	2 025	685	27 888	14 589	13 299	1 633	1 189
	Köy	-	-	-	-	-	-	-	-	-	-	-	-
TR522 Karaman	**Toplam**	**110**	**4 384**	**2 340**	**2 044**	**285**	**257**	**96**	**3 606**	**1 919**	**1 687**	**223**	**182**
	Şehir	61	3 306	1 764	1 542	195	170	55	2 943	1 573	1 370	176	137
	Köy	49	1 078	576	502	90	87	41	663	346	317	47	45
TR611 Antalya	**Toplam**	**879**	**48 160**	**25 238**	**22 922**	**3 024**	**2 816**	**520**	**35 175**	**18 378**	**16 797**	**1 648**	**1 195**
	Şehir	879	48 160	25 238	22 922	3 024	2 816	520	35 175	18 378	16 797	1 648	1 195
	Köy	-	-	-	-	-	-	-	-	-	-	-	-
TR612 Isparta	**Toplam**	**192**	**7 038**	**3 635**	**3 403**	**498**	**438**	**164**	**6 121**	**3 157**	**2 964**	**393**	**318**
	Şehir	93	5 170	2 648	2 522	337	252	82	4 782	2 449	2 333	296	213
	Köy	99	1 868	987	881	161	186	82	1 339	708	631	97	105
TR613 Burdur	**Toplam**	**124**	**4 622**	**2 431**	**2 191**	**281**	**272**	**109**	**4 308**	**2 262**	**2 046**	**251**	**220**
	Şehir	68	3 591	1 882	1 709	214	202	59	3 374	1 765	1 609	195	162
	Köy	56	1 031	549	482	67	70	50	934	497	437	56	58
TR621 Adana	**Toplam**	**670**	**40 800**	**21 386**	**19 414**	**2 199**	**1 701**	**528**	**35 183**	**18 464**	**16 719**	**1 607**	**1 043**
	Şehir	670	40 800	21 386	19 414	2 199	1 701	528	35 183	18 464	16 719	1 607	1 043
	Köy	-	-	-	-	-	-	-	-	-	-	-	-
TR622 Mersin	**Toplam**	**622**	**39 509**	**20 665**	**18 844**	**2 060**	**1 585**	**495**	**34 899**	**18 199**	**16 700**	**1 552**	**1 010**
	Şehir	622	39 509	20 665	18 844	2 060	1 585	495	34 899	18 199	16 700	1 552	1 010
	Köy	-	-	-	-	-	-	-	-	-	-	-	-
TR631 Hatay	**Toplam**	**672**	**37 270**	**19 445**	**17 825**	**1 636**	**1 474**	**572**	**34 471**	**17 934**	**16 537**	**1 303**	**1 068**
	Şehir	672	37 270	19 445	17 825	1 636	1 474	572	34 471	17 934	16 537	1 303	1 068
	Köy	-	-	-	-	-	-	-	-	-	-	-	-
TR632 Kahramanmaraş	**Toplam**	**456**	**20 157**	**10 514**	**9 643**	**967**	**846**	**422**	**18 912**	**9 864**	**9 048**	**870**	**715**
	Şehir	456	20 157	10 514	9 643	967	846	422	18 912	9 864	9 048	870	715
	Köy	-	-	-	-	-	-	-	-	-	-	-	-

(1) Toplam öğretmen, kadrolu ve sözleşmeli öğretmenleri kapsar.

2.2 Number of schools, students, teachers and classrooms in public and private pre- primary education institutions by settlement place according to Statististical Regions Level 3 (continued)

[The educational year 2016/'17]

MEB'e Bağlı Kurumlar (Özel) Institutions affiliated to the MoNE (Private)						MEB Dışı Kurumlar (Resmi) Institutions other than MoNE (Public)						MEB Dışı Kurumlar (Özel) Institutions other than MoNE (Private)							
Okul/Sınıf School/Class-room	Öğrenci - Student Toplam Total	Erkek Male	Kadın Female	Öğretmen(1) Teacher(1)	Derslik Class-room	Okul/Sınıf School/Class-room	Öğrenci - Student Toplam Total	Erkek Male	Kadın Female	Öğretmen(1) Teacher(1)	Derslik Class-room	Okul/Sınıf School/Class-room	Öğrenci - Student Toplam Total	Erkek Male	Kadın Female	Öğretmen(1) Teacher(1)	Derslik Class-room		SR Level 3
33	**1 453**	**781**	**672**	**106**	**158**	**16**	**654**	**321**	**333**	**64**	**58**	**12**	**427**	**239**	**188**	**64**	**59**	**Total**	Eskişehir TR412
33	1 453	781	672	106	158	16	654	321	333	64	58	12	427	239	188	64	59	City	
-	-	-	-	-	-	-	-	-	-	-	-	-	-	-	-	-	-	Village	
5	**97**	**39**	**58**	**9**	**24**	**4**	**272**	**117**	**155**	**27**	**20**	**4**	**87**	**49**	**38**	**20**	**20**	**Total**	Bilecik TR413
5	97	39	58	9	24	1	52	26	26	2	2	-	-	-	-	-	-	City	
-	-	-	-	-	-	3	220	91	129	25	18	4	87	49	38	20	20	Village	
83	**3 878**	**2 019**	**1 859**	**244**	**500**	**162**	**4 752**	**2 305**	**2 447**	**372**	**483**	**53**	**1 540**	**869**	**671**	**265**	**234**	**Total**	Kocaeli TR421
83	3 878	2 019	1 859	244	500	162	4 752	2 305	2 447	372	483	53	1 540	869	671	265	234	City	
-	-	-	-	-	-	-	-	-	-	-	-	-	-	-	-	-	-	Village	
26	**1 762**	**917**	**845**	**117**	**187**	**56**	**1 289**	**663**	**626**	**103**	**125**	**35**	**984**	**553**	**431**	**104**	**182**	**Total**	Sakarya TR422
26	1 762	917	845	117	187	56	1 289	663	626	103	125	35	984	553	431	104	182	City	
-	-	-	-	-	-	-	-	-	-	-	-	-	-	-	-	-	-	Village	
10	**462**	**245**	**217**	**34**	**52**	**23**	**614**	**315**	**299**	**42**	**56**	**6**	**170**	**94**	**76**	**36**	**24**	**Total**	Düzce TR423
8	414	223	191	30	41	9	177	87	90	13	21	1	15	7	8	3	3	City	
2	48	22	26	4	11	14	437	228	209	29	35	5	155	87	68	33	21	Village	
6	**199**	**112**	**87**	**16**	**26**	**2**	**128**	**76**	**52**	**15**	**10**	**5**	**186**	**103**	**83**	**26**	**29**	**Total**	Bolu TR424
5	150	86	64	9	19	-	-	-	-	-	-	-	-	-	-	-	-	City	
1	49	26	23	7	7	2	128	76	52	15	10	5	186	103	83	26	29	Village	
15	**524**	**285**	**239**	**19**	**57**	**1**	**15**	**7**	**8**	**1**	**1**	**7**	**299**	**165**	**134**	**39**	**40**	**Total**	Yalova TR425
15	524	285	239	19	57	1	15	7	8	1	1	3	65	35	30	13	13	City	
-	-	-	-	-	-	-	-	-	-	-	-	4	234	130	104	26	27	Village	
442	**17 034**	**9 108**	**7 926**	**1 176**	**2 242**	**105**	**5 820**	**2 976**	**2 844**	**438**	**416**	**184**	**5 689**	**3 029**	**2 660**	**969**	**875**	**Total**	Ankara TR510
442	17 034	9 108	7 926	1 176	2 242	105	5 820	2 976	2 844	438	416	184	5 689	3 029	2 660	969	875	City	
-	-	-	-	-	-	-	-	-	-	-	-	-	-	-	-	-	-	Village	
56	**2 546**	**1 333**	**1 213**	**146**	**289**	**119**	**2 919**	**1 394**	**1 525**	**222**	**258**	**77**	**2 552**	**1 375**	**1 177**	**280**	**289**	**Total**	Konya TR521
56	2 546	1 333	1 213	146	289	119	2 919	1 394	1 525	222	258	77	2 552	1 375	1 177	280	289	City	
-	-	-	-	-	-	-	-	-	-	-	-	-	-	-	-	-	-	Village	
5	**326**	**171**	**155**	**16**	**27**	**4**	**210**	**101**	**109**	**14**	**22**	**5**	**242**	**149**	**93**	**32**	**26**	**Total**	Karaman TR522
5	326	171	155	16	27	1	37	20	17	3	6	-	-	-	-	-	-	City	
-	-	-	-	-	-	3	173	81	92	11	16	5	242	149	93	32	26	Village	
88	**4 608**	**2 458**	**2 150**	**313**	**474**	**121**	**3 388**	**1 660**	**1 728**	**305**	**252**	**150**	**4 989**	**2 742**	**2 247**	**758**	**895**	**Total**	Antalya TR611
88	4 608	2 458	2 150	313	474	121	3 388	1 660	1 728	305	252	150	4 989	2 742	2 247	758	895	City	
-	-	-	-	-	-	-	-	-	-	-	-	-	-	-	-	-	-	Village	
7	**269**	**134**	**135**	**22**	**27**	**5**	**127**	**68**	**59**	**6**	**9**	**16**	**521**	**276**	**245**	**77**	**84**	**Total**	Isparta TR612
7	269	134	135	22	27	1	17	11	6	2	2	3	102	54	48	17	10	City	
-	-	-	-	-	-	4	110	57	53	4	7	13	419	222	197	60	74	Village	
6	**169**	**94**	**75**	**12**	**32**	**5**	**84**	**42**	**42**	**6**	**7**	**4**	**61**	**33**	**28**	**12**	**13**	**Total**	Burdur TR613
6	169	94	75	12	32	1	12	6	6	1	1	2	36	17	19	6	7	City	
-	-	-	-	-	-	4	72	36	36	5	6	2	25	16	9	6	6	Village	
57	**2 855**	**1 482**	**1 373**	**213**	**278**	**26**	**1 067**	**502**	**565**	**105**	**102**	**59**	**1 695**	**938**	**757**	**274**	**278**	**Total**	Adana TR621
57	2 855	1 482	1 373	213	278	26	1 067	502	565	105	102	59	1 695	938	757	274	278	City	
-	-	-	-	-	-	-	-	-	-	-	-	-	-	-	-	-	-	Village	
35	**2 043**	**1 103**	**940**	**186**	**242**	**35**	**894**	**422**	**472**	**64**	**74**	**57**	**1 673**	**941**	**732**	**258**	**259**	**Total**	Mersin TR622
35	2 043	1 103	940	186	242	35	894	422	472	64	74	57	1 673	941	732	258	259	City	
-	-	-	-	-	-	-	-	-	-	-	-	-	-	-	-	-	-	Village	
27	**1 263**	**675**	**588**	**76**	**142**	**18**	**405**	**198**	**207**	**33**	**37**	**55**	**1 131**	**638**	**493**	**224**	**227**	**Total**	Hatay TR631
27	1 263	675	588	76	142	18	405	198	207	33	37	55	1 131	638	493	224	227	City	
-	-	-	-	-	-	-	-	-	-	-	-	-	-	-	-	-	-	Village	
10	**397**	**211**	**186**	**29**	**42**	**10**	**366**	**167**	**199**	**28**	**27**	**14**	**482**	**272**	**210**	**40**	**62**	**Total**	Kahramanmaraş TR632
10	397	211	186	29	42	10	366	167	199	28	27	14	482	272	210	40	62	City	
-	-	-	-	-	-	-	-	-	-	-	-	-	-	-	-	-	-	Village	

(1) Total of teachers includes permanent and contractual teaching staff.

2.2 İstatistiki Bölge Birimleri Sınıflaması 3. düzey resmi - özel ayrımında, yerleşim yerine göre okul öncesi eğitim kurumlarında okul, öğrenci, öğretmen ve derslik sayısı (devam)

[2016/'17 öğretim yılı]

		Toplam - Total						**MEB'e Bağlı Kurumlar (Resmi)** Institutions affiliated to the MoNE (Public)					
			Öğrenci - Student						**Öğrenci** - Student				
İBBS 3. Düzey		**Okul/ Sınıf** School/ Class-room	**Toplam** Total	**Erkek** Male	**Kadın** Female	**Öğretmen**[1] Teacher[1]	**Derslik** Classroom	**Okul/ Sınıf** School/ Class-room	**Toplam** Total	**Erkek** Male	**Kadın** Female	**Öğretmen**[1] Teacher[1]	**Derslik** Classroom
TR633 Osmaniye	**Toplam**	**217**	**9 893**	**5 286**	**4 607**	**555**	**484**	**191**	**9 173**	**4 898**	**4 275**	**478**	**388**
	Şehir	116	7 935	4 203	3 732	395	335	104	7 607	4 045	3 562	382	291
	Köy	101	1 958	1 083	875	160	149	87	1 566	853	713	96	97
TR711 Kırıkkale	**Toplam**	**104**	**3 758**	**2 006**	**1 752**	**237**	**247**	**75**	**3 065**	**1 613**	**1 452**	**182**	**162**
	Şehir	72	3 133	1 642	1 491	179	175	64	2 921	1 535	1 386	171	149
	Köy	32	625	364	261	58	72	11	144	78	66	11	13
TR712 Aksaray	**Toplam**	**216**	**7 152**	**3 656**	**3 496**	**438**	**404**	**187**	**6 296**	**3 220**	**3 076**	**364**	**304**
	Şehir	93	4 946	2 520	2 426	288	230	78	4 550	2 323	2 227	260	192
	Köy	123	2 206	1 136	1 070	150	174	109	1 746	897	849	104	112
TR713 Niğde	**Toplam**	**194**	**6 188**	**3 150**	**3 038**	**378**	**378**	**167**	**5 360**	**2 703**	**2 657**	**311**	**298**
	Şehir	74	3 615	1 827	1 788	213	203	61	3 186	1 589	1 597	188	161
	Köy	120	2 573	1 323	1 250	165	175	106	2 174	1 114	1 060	123	137
TR714 Nevşehir	**Toplam**	**160**	**5 589**	**2 931**	**2 658**	**346**	**370**	**141**	**5 091**	**2 685**	**2 406**	**287**	**272**
	Şehir	73	3 820	1 988	1 832	217	223	65	3 512	1 843	1 669	197	175
	Köy	87	1 769	943	826	129	147	76	1 579	842	737	90	97
TR715 Kırşehir	**Toplam**	**82**	**3 338**	**1 676**	**1 662**	**260**	**202**	**75**	**3 034**	**1 530**	**1 504**	**238**	**161**
	Şehir	59	2 952	1 481	1 471	220	163	56	2 785	1 400	1 385	213	133
	Köy	23	386	195	191	40	39	19	249	130	119	25	28
TR721 Kayseri	**Toplam**	**420**	**22 561**	**11 721**	**10 840**	**1 421**	**1 115**	**338**	**17 106**	**8 970**	**8 136**	**969**	**698**
	Şehir	420	22 561	11 721	10 840	1 421	1 115	338	17 106	8 970	8 136	969	698
	Köy	-	-	-	-	-	-	-	-	-	-	-	-
TR722 Sivas	**Toplam**	**245**	**8 998**	**4 654**	**4 344**	**490**	**494**	**217**	**8 007**	**4 163**	**3 844**	**403**	**374**
	Şehir	135	7 078	3 688	3 390	386	330	125	6 630	3 458	3 172	346	264
	Köy	110	1 920	966	954	104	164	92	1 377	705	672	57	110
TR723 Yozgat	**Toplam**	**184**	**5 245**	**2 759**	**2 486**	**328**	**342**	**170**	**4 907**	**2 587**	**2 320**	**297**	**289**
	Şehir	102	4 030	2 140	1 890	251	224	98	3 924	2 084	1 840	244	206
	Köy	82	1 215	619	596	77	118	72	983	503	480	53	83
TR811 Zonguldak	**Toplam**	**264**	**7 991**	**4 210**	**3 781**	**512**	**468**	**196**	**6 279**	**3 299**	**2 980**	**341**	**294**
	Şehir	116	5 137	2 675	2 462	292	242	96	4 552	2 366	2 186	236	178
	Köy	148	2 854	1 535	1 319	220	226	100	1 727	933	794	105	116
TR812 Karabük	**Toplam**	**99**	**3 245**	**1 629**	**1 616**	**245**	**193**	**64**	**2 362**	**1 217**	**1 145**	**166**	**132**
	Şehir	57	2 309	1 198	1 111	162	127	54	2 231	1 154	1 077	156	122
	Köy	42	936	431	505	83	66	10	131	63	68	10	10
TR813 Bartın	**Toplam**	**83**	**2 585**	**1 339**	**1 246**	**163**	**147**	**71**	**2 286**	**1 179**	**1 107**	**140**	**111**
	Şehir	31	1 557	792	765	101	71	24	1 388	701	687	86	54
	Köy	52	1 028	547	481	62	76	47	898	478	420	54	57
TR821 Kastamonu	**Toplam**	**126**	**4 662**	**2 375**	**2 287**	**307**	**280**	**104**	**4 005**	**2 043**	**1 962**	**246**	**211**
	Şehir	78	3 733	1 893	1 840	226	192	71	3 523	1 802	1 721	212	170
	Köy	48	929	482	447	81	88	33	482	241	241	34	41
TR822 Çankırı	**Toplam**	**61**	**2 737**	**1 410**	**1 327**	**177**	**147**	**55**	**2 553**	**1 311**	**1 242**	**164**	**133**
	Şehir	47	2 550	1 314	1 236	161	125	45	2 448	1 258	1 190	156	119
	Köy	14	187	96	91	16	22	10	105	53	52	8	14
TR823 Sinop	**Toplam**	**73**	**2 966**	**1 505**	**1 461**	**210**	**172**	**60**	**2 488**	**1 274**	**1 214**	**178**	**130**
	Şehir	55	2 564	1 294	1 270	182	144	44	2 155	1 098	1 057	156	107
	Köy	18	402	211	191	28	28	16	333	176	157	22	23
TR831 Samsun	**Toplam**	**557**	**21 239**	**11 049**	**10 190**	**1 398**	**1 197**	**421**	**17 091**	**8 872**	**8 219**	**990**	**702**
	Şehir	557	21 239	11 049	10 190	1 398	1 197	421	17 091	8 872	8 219	990	702
	Köy	-	-	-	-	-	-	-	-	-	-	-	-

(1) Toplam öğretmen, kadrolu ve sözleşmeli öğretmenleri kapsar.

2.2 Number of schools, students, teachers and classrooms in public and private pre- primary education institutions by settlement place according to Statistical Regions Level 3 (continued)

[The educational year 2016/'17]

MEB'e Bağlı Kurumlar (Özel) Institutions affiliated to the MoNE (Private)						MEB Dışı Kurumlar (Resmi) Institutions other than MoNE (Public)						MEB Dışı Kurumlar (Özel) Institutions other than MoNE (Private)							
Okul/Sınıf School/Class-room	**Öğrenci** - Student **Toplam** Total	**Erkek** Male	**Kadın** Female	**Öğretmen**(1) Teacher(1)	**Derslik** Class-room	**Okul/Sınıf** School/Class-room	**Öğrenci** - Student **Toplam** Total	**Erkek** Male	**Kadın** Female	**Öğretmen**(1) Teacher(1)	**Derslik** Class-room	**Okul/Sınıf** School/Class-room	**Öğrenci** - Student **Toplam** Total	**Erkek** Male	**Kadın** Female	**Öğretmen**(1) Teacher(1)	**Derslik** Class-room		SR Level 3
12	**328**	**158**	**170**	**13**	**44**	**1**	**36**	**21**	**15**	**4**	**3**	**13**	**356**	**209**	**147**	**60**	**49**	**Total**	Osmaniye TR633
12	328	158	170	13	44	-	-	-	-	-	-	-	-	-	-	-	-	City	
-	-	-	-	-	-	1	36	21	15	4	3	13	356	209	147	60	49	Village	
9	**251**	**131**	**120**	**12**	**29**	**13**	**246**	**147**	**99**	**20**	**26**	**7**	**196**	**115**	**81**	**23**	**30**	**Total**	Kırıkkale TR711
8	212	107	105	8	26	-	-	-	-	-	-	-	-	-	-	-	-	City	
1	39	24	15	4	3	13	246	147	99	20	26	7	196	115	81	23	30	Village	
7	**290**	**142**	**148**	**19**	**26**	**14**	**329**	**158**	**171**	**24**	**31**	**8**	**237**	**136**	**101**	**31**	**43**	**Total**	Aksaray TR712
7	290	142	148	19	26	8	106	55	51	9	12	-	-	-	-	-	-	City	
-	-	-	-	-	-	6	223	103	120	15	19	8	237	136	101	31	43	Village	
4	**249**	**142**	**107**	**10**	**25**	**17**	**337**	**156**	**181**	**24**	**25**	**6**	**242**	**149**	**93**	**33**	**30**	**Total**	Niğde TR713
4	249	142	107	10	25	7	89	41	48	7	8	2	91	55	36	8	9	City	
-	-	-	-	-	-	10	248	115	133	17	17	4	151	94	57	25	21	Village	
6	**271**	**128**	**143**	**15**	**42**	**5**	**117**	**53**	**64**	**13**	**9**	**8**	**110**	**65**	**45**	**31**	**47**	**Total**	Nevşehir TR714
6	271	128	143	15	42	1	25	9	16	3	2	1	12	8	4	2	4	City	
-	-	-	-	-	-	4	92	44	48	10	7	7	98	57	41	29	43	Village	
3	**167**	**81**	**86**	**7**	**30**	**3**	**74**	**38**	**36**	**9**	**6**	**1**	**63**	**27**	**36**	**6**	**5**	**Total**	Kırşehir TR715
3	167	81	86	7	30	-	-	-	-	-	-	-	-	-	-	-	-	City	
-	-	-	-	-	-	3	74	38	36	9	6	1	63	27	36	6	5	Village	
27	**1 529**	**796**	**733**	**112**	**131**	**16**	**2 820**	**1 366**	**1 454**	**183**	**142**	**39**	**1 106**	**589**	**517**	**157**	**144**	**Total**	Kayseri TR721
27	1 529	796	733	112	131	16	2 820	1 366	1 454	183	142	39	1 106	589	517	157	144	City	
-	-	-	-	-	-	-	-	-	-	-	-	-	-	-	-	-	-	Village	
10	**448**	**230**	**218**	**40**	**66**	**12**	**259**	**130**	**129**	**22**	**20**	**6**	**284**	**131**	**153**	**25**	**34**	**Total**	Sivas TR722
10	448	230	218	40	66	-	-	-	-	-	-	-	-	-	-	-	-	City	
-	-	-	-	-	-	12	259	130	129	22	20	6	284	131	153	25	34	Village	
4	**106**	**56**	**50**	**7**	**18**	**4**	**77**	**39**	**38**	**7**	**9**	**6**	**155**	**77**	**78**	**17**	**26**	**Total**	Yozgat TR723
4	106	56	50	7	18	-	-	-	-	-	-	-	-	-	-	-	-	City	
-	-	-	-	-	-	4	77	39	38	7	9	6	155	77	78	17	26	Village	
9	**386**	**212**	**174**	**36**	**38**	**47**	**933**	**478**	**455**	**72**	**84**	**12**	**393**	**221**	**172**	**63**	**52**	**Total**	Zonguldak TR811
9	386	212	174	36	38	9	136	60	76	10	17	2	63	37	26	10	9	City	
-	-	-	-	-	-	38	797	418	379	62	67	10	330	184	146	53	43	Village	
3	**78**	**44**	**34**	**6**	**5**	**28**	**532**	**239**	**293**	**45**	**37**	**4**	**273**	**129**	**144**	**28**	**19**	**Total**	Karabük TR812
3	78	44	34	6	5	-	-	-	-	-	-	-	-	-	-	-	-	City	
-	-	-	-	-	-	28	532	239	293	45	37	4	273	129	144	28	19	Village	
5	**147**	**78**	**69**	**13**	**13**	**6**	**92**	**55**	**37**	**7**	**17**	**1**	**60**	**27**	**33**	**3**	**6**	**Total**	Bartın TR813
5	147	78	69	13	13	2	22	13	9	2	4	-	-	-	-	-	-	City	
-	-	-	-	-	-	4	70	42	28	5	13	1	60	27	33	3	6	Village	
6	**200**	**87**	**113**	**13**	**18**	**8**	**204**	**111**	**93**	**15**	**23**	**8**	**253**	**134**	**119**	**33**	**28**	**Total**	Kastamonu TR821
6	200	87	113	13	18	1	10	4	6	1	4	-	-	-	-	-	-	City	
-	-	-	-	-	-	7	194	107	87	14	19	8	253	134	119	33	28	Village	
2	**102**	**56**	**46**	**5**	**6**	**2**	**25**	**16**	**9**	**2**	**2**	**2**	**57**	**27**	**30**	**6**	**6**	**Total**	Çankırı TR822
2	102	56	46	5	6	-	-	-	-	-	-	-	-	-	-	-	-	City	
-	-	-	-	-	-	2	25	16	9	2	2	2	57	27	30	6	6	Village	
7	**214**	**110**	**104**	**14**	**24**	**6**	**264**	**121**	**143**	**18**	**18**	-	-	-	-	-	-	**Total**	Sinop TR823
7	214	110	104	14	24	4	195	86	109	12	13	-	-	-	-	-	-	City	
-	-	-	-	-	-	2	69	35	34	6	5	-	-	-	-	-	-	Village	
44	**1 563**	**839**	**724**	**101**	**183**	**53**	**1 478**	**746**	**732**	**140**	**145**	**39**	**1 107**	**592**	**515**	**167**	**167**	**Total**	Samsun TR831
44	1 563	839	724	101	183	53	1 478	746	732	140	145	39	1 107	592	515	167	167	City	
-	-	-	-	-	-	-	-	-	-	-	-	-	-	-	-	-	-	Village	

(1) Total of teachers includes permanent and contractual teaching staff.

2.2 İstatistiki Bölge Birimleri Sınıflaması 3. düzey resmi - özel ayrımında, yerleşim yerine göre okul öncesi eğitim kurumlarında okul, öğrenci, öğretmen ve derslik sayısı (devam)

[2016/'17 öğretim yılı]

		Toplam - Total						**MEB'e Bağlı Kurumlar (Resmi)** Institutions affiliated to the MoNE (Public)					
			Öğrenci - Student						**Öğrenci** - Student				
İBBS 3. Düzey		**Okul/ Sınıf** School/ Class-room	**Toplam** Total	**Erkek** Male	**Kadın** Female	**Öğretmen**[1] Teacher[1]	**Derslik** Classroom	**Okul/ Sınıf** School/ Class-room	**Toplam** Total	**Erkek** Male	**Kadın** Female	**Öğretmen**[1] Teacher[1]	**Derslik** Classroom
TR832 Tokat	**Toplam**	**333**	**11 070**	**5 812**	**5 258**	**612**	**564**	**294**	**10 050**	**5 286**	**4 764**	**503**	**436**
	Şehir	137	7 839	4 146	3 693	396	297	126	7 388	3 915	3 473	365	245
	Köy	196	3 231	1 666	1 565	216	267	168	2 662	1 371	1 291	138	191
TR833 Çorum	**Toplam**	**184**	**7 630**	**4 027**	**3 603**	**486**	**365**	**158**	**6 777**	**3 582**	**3 195**	**409**	**274**
	Şehir	108	6 367	3 345	3 022	366	248	97	5 982	3 155	2 827	341	208
	Köy	76	1 263	682	581	120	117	61	795	427	368	68	66
TR834 Amasya	**Toplam**	**162**	**5 939**	**3 114**	**2 825**	**400**	**357**	**133**	**5 067**	**2 652**	**2 415**	**319**	**242**
	Şehir	89	4 562	2 366	2 196	292	231	77	4 225	2 186	2 039	263	180
	Köy	73	1 377	748	629	108	126	56	842	466	376	56	62
TR901 Trabzon	**Toplam**	**309**	**13 265**	**6 880**	**6 385**	**818**	**718**	**244**	**11 223**	**5 844**	**5 379**	**626**	**471**
	Şehir	309	13 265	6 880	6 385	818	718	244	11 223	5 844	5 379	626	471
	Köy	-	-	-	-	-	-	-	-	-	-	-	-
TR902 Ordu	**Toplam**	**260**	**11 271**	**5 878**	**5 393**	**719**	**573**	**208**	**8 930**	**4 668**	**4 262**	**503**	**376**
	Şehir	260	11 271	5 878	5 393	719	573	208	8 930	4 668	4 262	503	376
	Köy	-	-	-	-	-	-	-	-	-	-	-	-
TR903 Giresun	**Toplam**	**189**	**6 986**	**3 582**	**3 404**	**430**	**396**	**154**	**6 239**	**3 190**	**3 049**	**346**	**290**
	Şehir	93	5 362	2 722	2 640	300	236	89	5 298	2 686	2 612	291	221
	Köy	96	1 624	860	764	130	160	65	941	504	437	55	69
TR904 Rize	**Toplam**	**134**	**5 429**	**2 829**	**2 600**	**362**	**308**	**102**	**4 427**	**2 327**	**2 100**	**258**	**202**
	Şehir	64	3 947	2 078	1 869	230	170	60	3 833	2 019	1 814	217	151
	Köy	70	1 482	751	731	132	138	42	594	308	286	41	51
TR905 Artvin	**Toplam**	**70**	**2 488**	**1 254**	**1 234**	**135**	**132**	**61**	**2 297**	**1 159**	**1 138**	**116**	**113**
	Şehir	41	1 936	974	962	103	91	39	1 885	945	940	100	88
	Köy	29	552	280	272	32	41	22	412	214	198	16	25
TR906 Gümüşhane	**Toplam**	**51**	**1 697**	**917**	**780**	**82**	**103**	**49**	**1 593**	**861**	**732**	**74**	**95**
	Şehir	23	1 243	682	561	62	69	22	1 228	674	554	61	67
	Köy	28	454	235	219	20	34	27	365	187	178	13	28
TRA11 Erzurum	**Toplam**	**409**	**12 397**	**6 506**	**5 891**	**678**	**745**	**345**	**10 679**	**5 582**	**5 097**	**518**	**519**
	Şehir	409	12 397	6 506	5 891	678	745	345	10 679	5 582	5 097	518	519
	Köy	-	-	-	-	-	-	-	-	-	-	-	-
TRA12 Erzincan	**Toplam**	**122**	**4 948**	**2 568**	**2 380**	**263**	**249**	**92**	**4 248**	**2 208**	**2 040**	**186**	**171**
	Şehir	48	3 192	1 649	1 543	154	119	43	3 098	1 602	1 496	141	109
	Köy	74	1 756	919	837	109	130	49	1 150	606	544	45	62
TRA13 Bayburt	**Toplam**	**40**	**1 102**	**597**	**505**	**63**	**75**	**33**	**952**	**513**	**439**	**47**	**58**
	Şehir	18	770	415	355	40	42	16	740	399	341	38	39
	Köy	22	332	182	150	23	33	17	212	114	98	9	19
TRA21 Ağrı	**Toplam**	**368**	**9 610**	**5 060**	**4 550**	**452**	**587**	**360**	**9 459**	**4 988**	**4 471**	**432**	**572**
	Şehir	98	4 996	2 641	2 355	246	217	96	4 921	2 602	2 319	242	213
	Köy	270	4 614	2 419	2 195	206	370	264	4 538	2 386	2 152	190	359
TRA22 Kars	**Toplam**	**243**	**4 874**	**2 542**	**2 332**	**283**	**345**	**233**	**4 699**	**2 458**	**2 241**	**261**	**320**
	Şehir	53	2 240	1 192	1 048	136	126	48	2 113	1 135	978	123	110
	Köy	190	2 634	1 350	1 284	147	219	185	2 586	1 323	1 263	138	210
TRA23 Iğdır	**Toplam**	**118**	**3 900**	**2 037**	**1 863**	**170**	**192**	**112**	**3 729**	**1 951**	**1 778**	**157**	**166**
	Şehir	38	2 239	1 170	1 069	96	87	36	2 161	1 129	1 032	94	71
	Köy	80	1 661	867	794	74	105	76	1 568	822	746	63	95
TRA24 Ardahan	**Toplam**	**72**	**1 487**	**799**	**688**	**88**	**109**	**69**	**1 416**	**762**	**654**	**81**	**103**
	Şehir	19	771	410	361	46	43	19	771	410	361	46	43
	Köy	53	716	389	327	42	66	50	645	352	293	35	60

(1) Toplam öğretmen, kadrolu ve sözleşmeli öğretmenleri kapsar.

2.2 Number of schools, students, teachers and classrooms in public and private pre- primary education institutions by settlement place according to Statistical Regions Level 3 (continued)

[The educational year 2016/'17]

MEB'e Bağlı Kurumlar (Özel) Institutions affiliated to the MoNE (Private)						MEB Dışı Kurumlar (Resmi) Institutions other than MoNE (Public)						MEB Dışı Kurumlar (Özel) Institutions other than MoNE (Private)							
Okul/Sınıf School/Class-room	Öğrenci - Student Toplam Total	Erkek Male	Kadın Female	Öğretmen[1] Teacher[1]	Derslik Class-room	Okul/Sınıf School/Class-room	Öğrenci - Student Toplam Total	Erkek Male	Kadın Female	Öğretmen[1] Teacher[1]	Derslik Class-room	Okul/Sınıf School/Class-room	Öğrenci - Student Toplam Total	Erkek Male	Kadın Female	Öğretmen[1] Teacher[1]	Derslik Class-room		SR Level 3
9	**421**	**216**	**205**	**28**	**48**	**20**	**385**	**195**	**190**	**38**	**33**	**10**	**214**	**115**	**99**	**43**	**47**	**Total**	Tokat TR832
9	421	216	205	28	48	2	30	15	15	3	4	-	-	-	-	-	-	City	
-	-	-	-	-	-	18	355	180	175	35	29	10	214	115	99	43	47	Village	
9	**333**	**168**	**165**	**22**	**37**	**9**	**207**	**101**	**106**	**14**	**13**	**8**	**313**	**176**	**137**	**41**	**41**	**Total**	Çorum TR833
9	333	168	165	22	37	2	52	22	30	3	3	-	-	-	-	-	-	City	
-	-	-	-	-	-	7	155	79	76	11	10	8	313	176	137	41	41	Village	
4	**135**	**71**	**64**	**8**	**22**	**16**	**388**	**197**	**191**	**38**	**49**	**9**	**349**	**194**	**155**	**35**	**44**	**Total**	Amasya TR834
4	135	71	64	8	22	8	202	109	93	21	29	-	-	-	-	-	-	City	
-	-	-	-	-	-	8	186	88	98	17	20	9	349	194	155	35	44	Village	
24	**733**	**371**	**362**	**55**	**98**	**25**	**737**	**351**	**386**	**69**	**62**	**16**	**572**	**314**	**258**	**68**	**87**	**Total**	Trabzon TR901
24	733	371	362	55	98	25	737	351	386	69	62	16	572	314	258	68	87	City	
-	-	-	-	-	-	-	-	-	-	-	-	-	-	-	-	-	-	Village	
10	**459**	**249**	**210**	**37**	**43**	**15**	**969**	**471**	**498**	**66**	**53**	**27**	**913**	**490**	**423**	**113**	**101**	**Total**	Ordu TR902
10	459	249	210	37	43	15	969	471	498	66	53	27	913	490	423	113	101	City	
-	-	-	-	-	-	-	-	-	-	-	-	-	-	-	-	-	-	Village	
1	**54**	**28**	**26**	**3**	**7**	**21**	**409**	**194**	**215**	**38**	**44**	**13**	**284**	**170**	**114**	**43**	**55**	**Total**	Giresun TR903
-	-	-	-	-	-	-	-	-	-	-	-	4	64	36	28	9	15	City	
1	54	28	26	3	7	21	409	194	215	38	44	9	220	134	86	34	40	Village	
3	**102**	**51**	**51**	**11**	**18**	**20**	**682**	**329**	**353**	**54**	**54**	**9**	**218**	**122**	**96**	**39**	**34**	**Total**	Rize TR904
3	102	51	51	11	18	1	12	8	4	2	1	-	-	-	-	-	-	City	
-	-	-	-	-	-	19	670	321	349	52	53	9	218	122	96	39	34	Village	
-	-	-	-	-	-	**5**	**131**	**61**	**70**	**10**	**9**	**4**	**60**	**34**	**26**	**9**	**10**	**Total**	Artvin TR905
-	-	-	-	-	-	2	51	29	22	3	3	-	-	-	-	-	-	City	
-	-	-	-	-	-	3	80	32	48	7	6	4	60	34	26	9	10	Village	
1	**15**	**8**	**7**	**1**	**2**	**1**	**89**	**48**	**41**	**7**	**6**	-	-	-	-	-	-	**Total**	Gümüşhane TR906
1	15	8	7	1	2	-	-	-	-	-		-	-	-	-	-	-	City	
-	-	-	-	-	-	1	89	48	41	7	6	-	-	-	-	-	-	Village	
19	**564**	**300**	**264**	**40**	**98**	**27**	**653**	**351**	**302**	**48**	**60**	**18**	**501**	**273**	**228**	**72**	**68**	**Total**	Erzurum TRA11
19	564	300	264	40	98	27	653	351	302	48	60	18	501	273	228	72	68	City	
-	-	-	-	-	-	-	-	-	-	-	-	-	-	-	-	-	-	Village	
3	**78**	**39**	**39**	**11**	**6**	**20**	**409**	**206**	**203**	**39**	**45**	**7**	**213**	**115**	**98**	**27**	**27**	**Total**	Erzincan TRA12
3	78	39	39	11	6	2	16	8	8	2	4	-	-	-	-	-	-	City	
-	-	-	-	-	-	18	393	198	195	37	41	7	213	115	98	27	27	Village	
1	**15**	**8**	**7**	**1**	**2**	**5**	**107**	**62**	**45**	**10**	**10**	**1**	**28**	**14**	**14**	**5**	**5**	**Total**	BayburtTRA13
1	15	8	7	1	2	1	15	8	7	1	1	-	-	-	-	-	-	City	
-	-	-	-	-	-	4	92	54	38	9	9	1	28	14	14	5	5	Village	
2	**75**	**39**	**36**	**4**	**4**	**3**	**23**	**11**	**12**	**3**	**3**	**3**	**53**	**22**	**31**	**13**	**8**	**Total**	Ağrı TRA21
2	75	39	36	4	4	-	-	-	-	-	-	-	-	-	-	-	-	City	
-	-	-	-	-	-	3	23	11	12	3	3	3	53	22	31	13	8	Village	
5	**127**	**57**	**70**	**13**	**16**	**2**	**30**	**15**	**15**	**2**	**2**	**3**	**18**	**12**	**6**	**7**	**7**	**Total**	Kars TRA22
5	127	57	70	13	16	-	-	-	-	-	-	-	-	-	-	-	-	City	
-	-	-	-	-	-	2	30	15	15	2	2	3	18	12	6	7	7	Village	
2	**78**	**41**	**37**	**2**	**16**	**2**	**59**	**28**	**31**	**5**	**4**	**2**	**34**	**17**	**17**	**6**	**6**	**Total**	Iğdır TRA23
2	78	41	37	2	16	-	-	-	-	-	-	-	-	-	-	-	-	City	
-	-	-	-	-	-	2	59	28	31	5	4	2	34	17	17	6	6	Village	
-	-	-	-	-	-	**2**	**26**	**14**	**12**	**2**	**2**	**1**	**45**	**23**	**22**	**5**	**4**	**Total**	Ardahan TRA24
-	-	-	-	-	-	-	-	-	-	-	-	-	-	-	-	-	-	City	
-	-	-	-	-	-	2	26	14	12	2	2	1	45	23	22	5	4	Village	

(1) Total of teachers includes permanent and contractual teaching staff.

2.2 İstatistiki Bölge Birimleri Sınıflaması 3. düzey resmi - özel ayrımında, yerleşim yerine göre okul öncesi eğitim kurumlarında okul, öğrenci, öğretmen ve derslik sayısı (devam)

[2016/'17 öğretim yılı]

		Toplam - Total						**MEB'e Bağlı Kurumlar (Resmi)** Institutions affiliated to the MoNE (Public)					
			Öğrenci - Student						**Öğrenci** - Student				
İBBS 3. Düzey		**Okul/ Sınıf** School/ Class-room	**Toplam** Total	**Erkek** Male	**Kadın** Female	**Öğretmen**[(1)] Teacher[(1)]	**Derslik** Classroom	**Okul/ Sınıf** School/ Class-room	**Toplam** Total	**Erkek** Male	**Kadın** Female	**Öğretmen**[(1)] Teacher[(1)]	**Derslik** Classroom
TRB11 Malatya	**Toplam**	**298**	**13 249**	**6 900**	**6 349**	**768**	**691**	**244**	**11 631**	**6 052**	**5 579**	**623**	**457**
	Şehir	298	13 249	6 900	6 349	768	691	244	11 631	6 052	5 579	623	457
	Köy	-	-	-	-	-	-	-	-	-	-	-	-
TRB12 Elazığ	**Toplam**	**200**	**9 164**	**4 777**	**4 387**	**514**	**481**	**168**	**8 105**	**4 217**	**3 888**	**415**	**323**
	Şehir	113	7 566	3 962	3 604	400	336	94	6 788	3 565	3 223	343	232
	Köy	87	1 598	815	783	114	145	74	1 317	652	665	72	91
TRB13 Bingöl	**Toplam**	**135**	**4 716**	**2 470**	**2 246**	**237**	**242**	**129**	**4 499**	**2 359**	**2 140**	**216**	**218**
	Şehir	48	3 181	1 688	1 493	160	126	47	3 165	1 680	1 485	159	125
	Köy	87	1 535	782	753	77	116	82	1 334	679	655	57	93
TRB14 Tunceli	**Toplam**	**27**	**1 325**	**675**	**650**	**81**	**71**	**26**	**1 220**	**623**	**597**	**74**	**65**
	Şehir	16	1 165	591	574	72	58	15	1 060	539	521	65	52
	Köy	11	160	84	76	9	13	11	160	84	76	9	13
TRB21 Van	**Toplam**	**700**	**23 594**	**12 214**	**11 380**	**1 071**	**1 090**	**679**	**22 807**	**11 801**	**11 006**	**1 009**	**1 013**
	Şehir	700	23 594	12 214	11 380	1 071	1 090	679	22 807	11 801	11 006	1 009	1 013
	Köy	-	-	-	-	-	-	-	-	-	-	-	-
TRB22 Muş	**Toplam**	**300**	**8 351**	**4 258**	**4 093**	**351**	**466**	**298**	**8 278**	**4 219**	**4 059**	**337**	**455**
	Şehir	73	3 547	1 860	1 687	166	157	73	3 547	1 860	1 687	166	157
	Köy	227	4 804	2 398	2 406	185	309	225	4 731	2 359	2 372	171	298
TRB23 Bitlis	**Toplam**	**264**	**7 298**	**3 836**	**3 462**	**323**	**402**	**258**	**7 194**	**3 776**	**3 418**	**309**	**383**
	Şehir	85	3 794	2 039	1 755	184	171	83	3 736	2 006	1 730	180	165
	Köy	179	3 504	1 797	1 707	139	231	175	3 458	1 770	1 688	129	218
TRB24 Hakkari	**Toplam**	**136**	**5 021**	**2 613**	**2 408**	**185**	**230**	**133**	**4 929**	**2 573**	**2 356**	**176**	**220**
	Şehir	48	2 873	1 515	1 358	124	100	47	2 873	1 515	1 358	120	96
	Köy	88	2 148	1 098	1 050	61	130	86	2 056	1 058	998	56	124
TRC11 Gaziantep	**Toplam**	**562**	**40 268**	**21 100**	**19 168**	**1 810**	**1 551**	**483**	**36 916**	**19 352**	**17 564**	**1 488**	**1 168**
	Şehir	562	40 268	21 100	19 168	1 810	1 551	483	36 916	19 352	17 564	1 488	1 168
	Köy	-	-	-	-	-	-	-	-	-	-	-	-
TRC12 Adıyaman	**Toplam**	**294**	**11 684**	**6 121**	**5 563**	**675**	**539**	**275**	**11 090**	**5 792**	**5 298**	**579**	**436**
	Şehir	112	8 168	4 310	3 858	450	287	107	7 943	4 188	3 755	426	257
	Köy	182	3 516	1 811	1 705	225	252	168	3 147	1 604	1 543	153	179
TRC13 Kilis	**Toplam**	**83**	**3 745**	**1 923**	**1 822**	**153**	**171**	**72**	**3 635**	**1 870**	**1 765**	**136**	**140**
	Şehir	38	2 348	1 242	1 106	108	89	37	2 345	1 240	1 105	107	84
	Köy	45	1 397	681	716	45	82	35	1 290	630	660	29	56
TRC21 Şanlıurfa	**Toplam**	**913**	**40 598**	**20 920**	**19 678**	**1 765**	**1 599**	**853**	**39 373**	**20 259**	**19 114**	**1 610**	**1 423**
	Şehir	913	40 598	20 920	19 678	1 765	1 599	853	39 373	20 259	19 114	1 610	1 423
	Köy	-	-	-	-	-	-	-	-	-	-	-	-
TRC22 Diyarbakır	**Toplam**	**860**	**33 138**	**17 483**	**15 655**	**1 475**	**1 462**	**797**	**31 203**	**16 459**	**14 744**	**1 317**	**1 261**
	Şehir	860	33 138	17 483	15 655	1 475	1 462	797	31 203	16 459	14 744	1 317	1 261
	Köy	-	-	-	-	-	-	-	-	-	-	-	-
TRC31 Mardin	**Toplam**	**453**	**14 709**	**7 671**	**7 038**	**702**	**674**	**443**	**14 419**	**7 526**	**6 893**	**671**	**631**
	Şehir	453	14 709	7 671	7 038	702	674	443	14 419	7 526	6 893	671	631
	Köy	-	-	-	-	-	-	-	-	-	-	-	-
TRC32 Batman	**Toplam**	**331**	**13 560**	**7 100**	**6 460**	**591**	**606**	**309**	**12 890**	**6 734**	**6 156**	**528**	**547**
	Şehir	103	9 807	5 155	4 652	436	334	94	9 425	4 945	4 480	408	302
	Köy	228	3 753	1 945	1 808	155	272	215	3 465	1 789	1 676	120	245
TRC33 Şırnak	**Toplam**	**263**	**10 073**	**5 174**	**4 899**	**374**	**442**	**261**	**10 036**	**5 156**	**4 880**	**369**	**437**
	Şehir	73	5 281	2 802	2 479	214	178	71	5 244	2 784	2 460	209	173
	Köy	190	4 792	2 372	2 420	160	264	190	4 792	2 372	2 420	160	264
TRC34 Siirt	**Toplam**	**230**	**7 786**	**4 023**	**3 763**	**363**	**389**	**227**	**7 671**	**3 959**	**3 712**	**348**	**371**
	Şehir	66	4 633	2 427	2 206	215	168	64	4 535	2 374	2 161	203	154
	Köy	164	3 153	1 596	1 557	148	221	163	3 136	1 585	1 551	145	217

(1) Toplam öğretmen, kadrolu ve sözleşmeli öğretmenleri kapsar.

2.2 Number of schools, students, teachers and classrooms in public and private pre- primary education institutions by settlement place according to Statistical Regions Level 3 (continued)

[The educational year 2016/'17]

MEB'e Bağlı Kurumlar (Özel) Institutions affiliated to the MoNE (Private)						MEB Dışı Kurumlar (Resmi) Institutions other than MoNE (Public)						MEB Dışı Kurumlar (Özel) Institutions other than MoNE (Private)							
Okul/ Sınıf School/ Class-room	**Öğrenci** - Student **Toplam** Total	**Erkek** Male	**Kadın** Female	**Öğretmen**(1) Teacher(1)	**Derslik** Class-room	**Okul/ Sınıf** School/ Class-room	**Öğrenci** - Student **Toplam** Total	**Erkek** Male	**Kadın** Female	**Öğretmen**(1) Teacher(1)	**Derslik** Class-room	**Okul/ Sınıf** School/ Class-room	**Öğrenci** - Student **Toplam** Total	**Erkek** Male	**Kadın** Female	**Öğretmen**(1) Teacher(1)	**Derslik** Class-room		SR Level 3
32	**1 022**	**544**	**478**	**86**	**159**	**11**	**342**	**152**	**190**	**21**	**28**	**11**	**254**	**152**	**102**	**38**	**47**	**Total**	Malatya TRB11
32	1 022	544	478	86	159	11	342	152	190	21	28	11	254	152	102	38	47	City	
-	-	-	-	-	-	-	-	-	-	-	-	-	-	-	-	-	-	Village	
18	**761**	**390**	**371**	**56**	**103**	**1**	**17**	**7**	**10**	**1**	**1**	**13**	**281**	**163**	**118**	**42**	**54**	**Total**	Elazığ TRB12
18	761	390	371	56	103	1	17	7	10	1	1	-	-	-	-	-	-	City	
-	-	-	-	-	-	-	-	-	-	-	-	13	281	163	118	42	54	Village	
1	**16**	**8**	**8**	**1**	**1**	**2**	**58**	**29**	**29**	**5**	**4**	**3**	**143**	**74**	**69**	**15**	**19**	**Total**	Bingöl TRB13
1	16	8	8	1	1	-	-	-	-	-	-	-	-	-	-	-	-	City	
-	-	-	-	-	-	2	58	29	29	5	4	3	143	74	69	15	19	Village	
1	**105**	**52**	**53**	**7**	**6**	-	-	-	-	-	-	-	-	-	-	-	-	**Total**	Tunceli TRB14
1	105	52	53	7	6	-	-	-	-	-	-	-	-	-	-	-	-	City	
-	-	-	-	-	-	-	-	-	-	-	-	-	-	-	-	-	-	Village	
5	**235**	**132**	**103**	**9**	**28**	**7**	**147**	**72**	**75**	**11**	**12**	**9**	**405**	**209**	**196**	**42**	**37**	**Total**	Van TRB21
5	235	132	103	9	28	7	147	72	75	11	12	9	405	209	196	42	37	City	
-	-	-	-	-	-	-	-	-	-	-	-	-	-	-	-	-	-	Village	
-	-	-	-	-	-	-	-	-	-	-	-	**2**	**73**	**39**	**34**	**14**	**11**	**Total**	Muş TRB22
-	-	-	-	-	-	-	-	-	-	-	-	-	-	-	-	-	-	City	
-	-	-	-	-	-	-	-	-	-	-	-	2	73	39	34	14	11	Village	
1	**48**	**27**	**21**	**3**	**5**	**1**	**10**	**6**	**4**	**1**	**1**	**4**	**46**	**27**	**19**	**10**	**13**	**Total**	Bitlis TRB23
1	48	27	21	3	5	1	10	6	4	1	1	-	-	-	-	-	-	City	
-	-	-	-	-	-	-	-	-	-	-	-	4	46	27	19	10	13	Village	
1	-	-	-	**4**	**4**	**2**	**92**	**40**	**52**	**5**	**6**	-	-	-	-	-	-	**Total**	Hakkari TRB24
1	-	-	-	4	4	-	-	-	-	-	-	-	-	-	-	-	-	City	
-	-	-	-	-	-	2	92	40	52	5	6	-	-	-	-	-	-	Village	
16	**1 264**	**650**	**614**	**62**	**137**	**28**	**786**	**377**	**409**	**60**	**51**	**35**	**1 302**	**721**	**581**	**200**	**195**	**Total**	Gaziantep TRC11
16	1 264	650	614	62	137	28	786	377	409	60	51	35	1 302	721	581	200	195	City	
-	-	-	-	-	-	-	-	-	-	-	-	-	-	-	-	-	-	Village	
4	**211**	**119**	**92**	**23**	**29**	**2**	**42**	**15**	**27**	**2**	**2**	**13**	**341**	**195**	**146**	**71**	**72**	**Total**	Adıyaman TRC12
4	211	119	92	23	29	1	14	3	11	1	1	-	-	-	-	-	-	City	
-	-	-	-	-	-	1	28	12	16	1	1	13	341	195	146	71	72	Village	
1	**3**	**2**	**1**	**1**	**5**	**7**	**72**	**35**	**37**	**10**	**12**	**3**	**35**	**16**	**19**	**6**	**14**	**Total**	Kilis TRC13
1	3	2	1	1	5	-	-	-	-	-	-	-	-	-	-	-	-	City	
-	-	-	-	-	-	7	72	35	37	10	12	3	35	16	19	6	14	Village	
8	**288**	**159**	**129**	**29**	**24**	**23**	**361**	**172**	**189**	**33**	**41**	**29**	**576**	**330**	**246**	**93**	**111**	**Total**	Şanlıurfa TRC21
8	288	159	129	29	24	23	361	172	189	33	41	29	576	330	246	93	111	City	
-	-	-	-	-	-	-	-	-	-	-	-	-	-	-	-	-	-	Village	
25	**1 127**	**621**	**506**	**60**	**103**	**24**	**628**	**301**	**327**	**58**	**71**	**14**	**180**	**102**	**78**	**40**	**27**	**Total**	Diyarbakır TRC22
25	1 127	621	506	60	103	24	628	301	327	58	71	14	180	102	78	40	27	City	
-	-	-	-	-	-	-	-	-	-	-	-	-	-	-	-	-	-	Village	
5	**208**	**106**	**102**	**21**	**23**	**2**	**55**	**24**	**31**	**6**	**14**	**3**	**27**	**15**	**12**	**4**	**6**	**Total**	Mardin TRC31
5	208	106	102	21	23	2	55	24	31	6	14	3	27	15	12	4	6	City	
-	-	-	-	-	-	-	-	-	-	-	-	-	-	-	-	-	-	Village	
9	**382**	**210**	**172**	**28**	**32**	**2**	**26**	**11**	**15**	**2**	**2**	**11**	**262**	**145**	**117**	**33**	**25**	**Total**	Batman TRC32
9	382	210	172	28	32	-	-	-	-	-	-	-	-	-	-	-	-	City	
-	-	-	-	-	-	2	26	11	15	2	2	11	262	145	117	33	25	Village	
2	**37**	**18**	**19**	**5**	**5**	-	-	-	-	-	-	-	-	-	-	-	-	**Total**	Şırnak TRC33
2	37	18	19	5	5	-	-	-	-	-	-	-	-	-	-	-	-	City	
-	-	-	-	-	-	-	-	-	-	-	-	-	-	-	-	-	-	Village	
2	**98**	**53**	**45**	**12**	**14**	-	-	-	-	-	-	**1**	**17**	**11**	**6**	**3**	**4**	**Total**	Siirt TRC34
2	98	53	45	12	14	-	-	-	-	-	-	-	-	-	-	-	-	City	
-	-	-	-	-	-	-	-	-	-	-	-	1	17	11	6	3	4	Village	

(1) Total of teachers includes permanent and contractual teaching staff.

2.3 İstatistiki Bölge Birimleri Sınıflaması 3. düzey, yerleşim yerine göre okul öncesi eğitim kurumlarında okul, şube, öğrenci ve öğretmen sayısı

Number of schools, divisions, students and teachers in pre-primary education institutions by settlement place according to Statistical Regions Level 3

[2016/'17 öğretim yılı - The educational year 2016/'17]

		Toplam - Total					**Doğum Yılları** - Year of Birth						**Öğretmen**[1] Teacher[1]		
				Öğrenci - Student			**2013**		**2012**		**2011**				
İBBS 3. Düzey SR Level 3		**Okul/ Sınıf** School/ Classroom	**Şube** Division	**Toplam** Total	**Erkek** Male	**Kadın** Female	**Erkek** Male	**Kadın** Female	**Erkek** Male	**Kadın** Female	**Erkek** Male	**Kadın** Female	**Toplam** Total	**Erkek** Male	**Kadın** Female
TR Türkiye	**Toplam - Total**	**29 293**	**76 783**	**1 326 123**	**693 179**	**632 944**	**66 465**	**63 135**	**239 443**	**228 200**	**387 271**	**341 609**	**77 109**	**4 429**	**72 680**
TR Turkey	**Şehir - City**	**24 601**	**70 364**	**1 234 824**	**645 859**	**588 965**	**61 157**	**58 035**	**219 169**	**208 193**	**365 533**	**322 737**	**71 492**	**3 961**	**67 531**
	Köy - Village	**4 692**	**6 419**	**91 299**	**47 320**	**43 979**	**5 308**	**5 100**	**20 274**	**20 007**	**21 738**	**18 872**	**5 617**	**468**	**5 149**
TR100 İstanbul	**Toplam - Total**	**3 407**	**12 096**	**189 552**	**100 040**	**89 512**	**11 068**	**10 325**	**34 379**	**32 035**	**54 593**	**47 152**	**11 902**	**416**	**11 486**
	Şehir - City	3 407	12 096	189 552	100 040	89 512	11 068	10 325	34 379	32 035	54 593	47 152	11 902	416	11 486
	Köy - Village	-	-	-	-	-	-	-	-	-	-	-	-	-	-
TR211 Tekirdağ	**Toplam - Total**	**281**	**944**	**17 002**	**8 860**	**8 142**	**928**	**858**	**2 884**	**2 645**	**5 048**	**4 639**	**923**	**38**	**885**
	Şehir - City	281	944	17 002	8 860	8 142	928	858	2 884	2 645	5 048	4 639	923	38	885
	Köy - Village	-	-	-	-	-	-	-	-	-	-	-	-	-	-
TR212 Edirne	**Toplam - Total**	**135**	**328**	**5 524**	**2 885**	**2 639**	**354**	**298**	**889**	**870**	**1 642**	**1 471**	**340**	**11**	**329**
	Şehir - City	83	230	4 244	2 194	2 050	227	186	658	659	1 309	1 205	242	9	233
	Köy - Village	52	98	1 280	691	589	127	112	231	211	333	266	98	2	96
TR213 Kırklareli	**Toplam - Total**	**111**	**272**	**4 994**	**2 678**	**2 316**	**316**	**269**	**831**	**776**	**1 531**	**1 271**	**253**	**12**	**241**
	Şehir - City	67	212	4 214	2 250	1 964	270	228	674	657	1 306	1 079	203	11	192
	Köy - Village	44	60	780	428	352	46	41	157	119	225	192	50	1	49
TR221 Balıkesir	**Toplam - Total**	**452**	**1 091**	**17 355**	**8 914**	**8 441**	**1 033**	**990**	**2 803**	**2 700**	**5 078**	**4 751**	**1 128**	**42**	**1 086**
	Şehir - City	452	1 091	17 355	8 914	8 441	1 033	990	2 803	2 700	5 078	4 751	1 128	42	1 086
	Köy - Village	-	-	-	-	-	-	-	-	-	-	-	-	-	-
TR222 Çanakkale	**Toplam - Total**	**174**	**475**	**7 951**	**4 072**	**3 879**	**528**	**526**	**1 259**	**1 261**	**2 285**	**2 092**	**546**	**17**	**529**
	Şehir - City	79	287	5 332	2 729	2 603	329	307	781	799	1 619	1 497	325	11	314
	Köy - Village	95	188	2 619	1 343	1 276	199	219	478	462	666	595	221	6	215
TR310 İzmir	**Toplam - Total**	**1 329**	**3 915**	**64 270**	**33 333**	**30 937**	**3 957**	**3 889**	**10 753**	**10 438**	**18 623**	**16 610**	**3 994**	**111**	**3 883**
	Şehir - City	1 329	3 915	64 270	33 333	30 937	3 957	3 889	10 753	10 438	18 623	16 610	3 994	111	3 883
	Köy - Village	-	-	-	-	-	-	-	-	-	-	-	-	-	-
TR321 Aydın	**Toplam - Total**	**423**	**1 012**	**17 164**	**9 029**	**8 135**	**944**	**848**	**3 071**	**2 816**	**5 014**	**4 471**	**1 151**	**48**	**1 103**
	Şehir - City	423	1 012	17 164	9 029	8 135	944	848	3 071	2 816	5 014	4 471	1 151	48	1 103
	Köy - Village	-	-	-	-	-	-	-	-	-	-	-	-	-	-
TR322 Denizli	**Toplam - Total**	**392**	**1 100**	**18 514**	**9 583**	**8 931**	**1 121**	**1 040**	**2 860**	**2 702**	**5 602**	**5 189**	**1 259**	**56**	**1 203**
	Şehir - City	392	1 100	18 514	9 583	8 931	1 121	1 040	2 860	2 702	5 602	5 189	1 259	56	1 203
	Köy - Village	-	-	-	-	-	-	-	-	-	-	-	-	-	-
TR323 Muğla	**Toplam - Total**	**413**	**965**	**15 088**	**7 902**	**7 186**	**834**	**705**	**2 316**	**2 140**	**4 752**	**4 341**	**1 062**	**31**	**1 031**
	Şehir - City	413	965	15 088	7 902	7 186	834	705	2 316	2 140	4 752	4 341	1 062	31	1 031
	Köy - Village	-	-	-	-	-	-	-	-	-	-	-	-	-	-
TR331 Manisa	**Toplam - Total**	**495**	**1 219**	**21 000**	**11 157**	**9 843**	**1 009**	**881**	**3 289**	**2 866**	**6 859**	**6 096**	**1 269**	**60**	**1 209**
	Şehir - City	495	1 219	21 000	11 157	9 843	1 009	881	3 289	2 866	6 859	6 096	1 269	60	1 209
	Köy - Village	-	-	-	-	-	-	-	-	-	-	-	-	-	-
TR332 Afyonkarahisar	**Toplam - Total**	**391**	**734**	**11 927**	**6 276**	**5 651**	**452**	**421**	**1 999**	**1 908**	**3 825**	**3 322**	**752**	**47**	**705**
	Şehir - City	174	427	7 520	3 967	3 553	318	295	1 101	1 022	2 548	2 236	453	24	429
	Köy - Village	217	307	4 407	2 309	2 098	134	126	898	886	1 277	1 086	299	23	276
TR333 Kütahya	**Toplam - Total**	**237**	**479**	**8 384**	**4 401**	**3 983**	**376**	**314**	**1 454**	**1 389**	**2 571**	**2 280**	**499**	**29**	**470**
	Şehir - City	129	345	6 530	3 405	3 125	293	254	1 042	1 031	2 070	1 840	359	20	339
	Köy - Village	108	134	1 854	996	858	83	60	412	358	501	440	140	9	131
TR334 Uşak	**Toplam - Total**	**140**	**320**	**5 297**	**2 800**	**2 497**	**223**	**159**	**779**	**717**	**1 798**	**1 621**	**327**	**18**	**309**
	Şehir - City	72	236	4 173	2 204	1 969	150	105	575	544	1 479	1 320	238	14	224
	Köy - Village	68	84	1 124	596	528	73	54	204	173	319	301	89	4	85
TR411 Bursa	**Toplam - Total**	**797**	**2 766**	**47 167**	**24 768**	**22 399**	**2 249**	**2 177**	**8 049**	**7 539**	**14 470**	**12 683**	**2 521**	**82**	**2 439**
	Şehir - City	797	2 766	47 167	24 768	22 399	2 249	2 177	8 049	7 539	14 470	12 683	2 521	82	2 439
	Köy - Village	-	-	-	-	-	-	-	-	-	-	-	-	-	-
TR412 Eskişehir	**Toplam - Total**	**214**	**753**	**12 989**	**6 860**	**6 129**	**771**	**776**	**2 153**	**1 949**	**3 936**	**3 404**	**826**	**33**	**793**
	Şehir - City	214	753	12 989	6 860	6 129	771	776	2 153	1 949	3 936	3 404	826	33	793
	Köy - Village	-	-	-	-	-	-	-	-	-	-	-	-	-	-
TR413 Bilecik	**Toplam - Total**	**66**	**196**	**3 425**	**1 715**	**1 710**	**139**	**173**	**547**	**598**	**1 029**	**939**	**216**	**7**	**209**
	Şehir - City	47	150	2 936	1 484	1 452	120	153	445	463	919	836	159	6	153
	Köy - Village	19	46	489	231	258	19	20	102	135	110	103	57	1	56
TR421 Kocaeli	**Toplam - Total**	**674**	**2 102**	**38 415**	**19 931**	**18 484**	**1 530**	**1 466**	**7 116**	**6 939**	**11 285**	**10 079**	**2 139**	**68**	**2 071**
	Şehir - City	674	2 102	38 415	19 931	18 484	1 530	1 466	7 116	6 939	11 285	10 079	2 139	68	2 071
	Köy - Village	-	-	-	-	-	-	-	-	-	-	-	-	-	-
TR422 Sakarya	**Toplam - Total**	**402**	**984**	**16 023**	**8 413**	**7 610**	**800**	**775**	**3 045**	**2 847**	**4 568**	**3 988**	**963**	**32**	**931**
	Şehir - City	402	984	16 023	8 413	7 610	800	775	3 045	2 847	4 568	3 988	963	32	931
	Köy - Village	-	-	-	-	-	-	-	-	-	-	-	-	-	-
TR423 Düzce	**Toplam - Total**	**174**	**418**	**6 453**	**3 382**	**3 071**	**408**	**377**	**1 229**	**1 143**	**1 745**	**1 551**	**430**	**20**	**410**
	Şehir - City	94	280	4 442	2 327	2 115	303	277	788	766	1 236	1 072	280	14	266
	Köy - Village	80	138	2 011	1 055	956	105	100	441	377	509	479	150	6	144
TR424 Bolu	**Toplam - Total**	**89**	**276**	**4 257**	**2 246**	**2 011**	**213**	**243**	**707**	**606**	**1 326**	**1 162**	**303**	**15**	**288**
	Şehir - City	60	208	3 438	1 803	1 635	147	178	538	475	1 118	982	224	14	210
	Köy - Village	29	68	819	443	376	66	65	169	131	208	180	79	1	78

(1) Kadrolu ve sözleşmeli öğretmenleri kapsar.

(1) Includes permanent and contractual teaching staff

2.3 İstatistiki Bölge Birimleri Sınıflaması 3. düzey, yerleşim yerine göre okul öncesi eğitim kurumlarında okul, şube, öğrenci ve öğretmen sayısı (devam)

Number of schools, divisions, students and teachers in pre-primary education institutions by settlement place according to Statistical Regions Level 3 (continued)

[2016/'17 öğretim yılı - The educational year 2016/'17]

İBBS 3. Düzey / SR Level 3		Okul/ Sınıf School/ Classroom	Şube Division	**Toplam** - Total: Öğrenci - Student: Toplam Total	Erkek Male	Kadın Female	Doğum Yılları - Year of Birth: 2013: Erkek Male	2013: Kadın Female	2012: Erkek Male	2012: Kadın Female	2011: Erkek Male	2011: Kadın Female	Öğretmen[1] Teacher[1]: Toplam Total	Erkek Male	Kadın Female
TR425 Yalova	**Toplam - Total**	**88**	**251**	**3 846**	**2 014**	**1 832**	**226**	**205**	**677**	**641**	**1 111**	**986**	**228**	**8**	**220**
	Şehir - City	57	188	2 951	1 556	1 395	170	157	510	487	876	751	162	5	157
	Köy - Village	31	63	895	458	437	56	48	167	154	235	235	66	3	63
TR510 Ankara	**Toplam - Total**	**1 549**	**5 307**	**81 162**	**42 559**	**38 603**	**5 089**	**4 649**	**12 961**	**12 042**	**24 509**	**21 912**	**5 903**	**95**	**5 808**
	Şehir - City	1 549	5 307	81 162	42 559	38 603	5 089	4 649	12 961	12 042	24 509	21 912	5 903	95	5 808
	Köy - Village	-	-	-	-	-	-	-	-	-	-	-	-	-	-
TR521 Konya	**Toplam - Total**	**937**	**2 099**	**35 905**	**18 691**	**17 214**	**1 206**	**1 094**	**5 589**	**5 600**	**11 896**	**10 520**	**2 281**	**105**	**2 176**
	Şehir - City	937	2 099	35 905	18 691	17 214	1 206	1 094	5 589	5 600	11 896	10 520	2 281	105	2 176
	Köy - Village	-	-	-	-	-	-	-	-	-	-	-	-	-	-
TR522 Karaman	**Toplam - Total**	**110**	**255**	**4 384**	**2 340**	**2 044**	**206**	**161**	**648**	**601**	**1 486**	**1 282**	**285**	**26**	**259**
	Şehir - City	61	169	3 306	1 764	1 542	125	107	463	416	1 176	1 019	195	19	176
	Köy - Village	49	86	1 078	576	502	81	54	185	185	310	263	90	7	83
TR611 Antalya	**Toplam - Total**	**879**	**2 744**	**48 160**	**25 238**	**22 922**	**2 605**	**2 365**	**8 066**	**7 502**	**14 567**	**13 055**	**3 024**	**91**	**2 933**
	Şehir - City	879	2 744	48 160	25 238	22 922	2 605	2 365	8 066	7 502	14 567	13 055	3 024	91	2 933
	Köy - Village	-	-	-	-	-	-	-	-	-	-	-	-	-	-
TR612 Isparta	**Toplam - Total**	**192**	**443**	**7 038**	**3 635**	**3 403**	**364**	**364**	**1 063**	**1 030**	**2 208**	**2 009**	**498**	**29**	**469**
	Şehir - City	93	293	5 170	2 648	2 522	236	231	710	700	1 702	1 591	337	21	316
	Köy - Village	99	150	1 868	987	881	128	133	353	330	506	418	161	8	153
TR613 Burdur	**Toplam - Total**	**124**	**260**	**4 622**	**2 431**	**2 191**	**206**	**208**	**732**	**626**	**1 493**	**1 357**	**281**	**19**	**262**
	Şehir - City	68	191	3 591	1 882	1 709	169	174	533	468	1 180	1 067	214	16	198
	Köy - Village	56	69	1 031	549	482	37	34	199	158	313	290	67	3	64
TR621 Adana	**Toplam - Total**	**670**	**2 047**	**40 800**	**21 386**	**19 414**	**2 039**	**1 866**	**7 419**	**7 008**	**11 928**	**10 540**	**2 199**	**138**	**2 061**
	Şehir - City	670	2 047	40 800	21 386	19 414	2 039	1 866	7 419	7 008	11 928	10 540	2 199	138	2 061
	Köy - Village	-	-	-	-	-	-	-	-	-	-	-	-	-	-
TR622 Mersin	**Toplam - Total**	**622**	**1 915**	**39 509**	**20 665**	**18 844**	**2 132**	**1 991**	**7 312**	**6 841**	**11 221**	**10 012**	**2 060**	**94**	**1 966**
	Şehir - City	622	1 915	39 509	20 665	18 844	2 132	1 991	7 312	6 841	11 221	10 012	2 060	94	1 966
	Köy - Village	-	-	-	-	-	-	-	-	-	-	-	-	-	-
TR631 Hatay	**Toplam - Total**	**672**	**1 865**	**37 270**	**19 445**	**17 825**	**1 462**	**1 295**	**6 546**	**6 078**	**11 437**	**10 452**	**1 636**	**132**	**1 504**
	Şehir - City	672	1 865	37 270	19 445	17 825	1 462	1 295	6 546	6 078	11 437	10 452	1 636	132	1 504
	Köy - Village	-	-	-	-	-	-	-	-	-	-	-	-	-	-
TR632 K.Maraş	**Toplam - Total**	**456**	**1 014**	**20 157**	**10 514**	**9 643**	**566**	**506**	**2 938**	**2 878**	**7 010**	**6 259**	**967**	**130**	**837**
	Şehir - City	456	1 014	20 157	10 514	9 643	566	506	2 938	2 878	7 010	6 259	967	130	837
	Köy - Village	-	-	-	-	-	-	-	-	-	-	-	-	-	-
TR633 Osmaniye	**Toplam - Total**	**217**	**543**	**9 893**	**5 286**	**4 607**	**309**	**293**	**1 186**	**1 137**	**3 791**	**3 177**	**555**	**59**	**496**
	Şehir - City	116	388	7 935	4 203	3 732	207	213	917	894	3 079	2 625	395	42	353
	Köy - Village	101	155	1 958	1 083	875	102	80	269	243	712	552	160	17	143
TR711 Kırıkkale	**Toplam - Total**	**104**	**244**	**3 758**	**2 006**	**1 752**	**169**	**153**	**576**	**558**	**1 261**	**1 041**	**237**	**7**	**230**
	Şehir - City	72	189	3 133	1 642	1 491	83	93	427	437	1 132	961	179	6	173
	Köy - Village	32	55	625	364	261	86	60	149	121	129	80	58	1	57
TR712 Aksaray	**Toplam - Total**	**216**	**421**	**7 152**	**3 656**	**3 496**	**279**	**263**	**1 164**	**1 157**	**2 213**	**2 076**	**438**	**34**	**404**
	Şehir - City	93	270	4 946	2 520	2 426	195	190	766	763	1 559	1 473	288	21	267
	Köy - Village	123	151	2 206	1 136	1 070	84	73	398	394	654	603	150	13	137
TR713 Niğde	**Toplam - Total**	**194**	**364**	**6 188**	**3 150**	**3 038**	**197**	**186**	**980**	**1 009**	**1 973**	**1 843**	**378**	**21**	**357**
	Şehir - City	74	198	3 615	1 827	1 788	129	128	512	522	1 186	1 138	213	9	204
	Köy - Village	120	166	2 573	1 323	1 250	68	58	468	487	787	705	165	12	153
TR714 Nevşehir	**Toplam - Total**	**160**	**325**	**5 589**	**2 931**	**2 658**	**257**	**249**	**1 028**	**930**	**1 646**	**1 479**	**346**	**20**	**326**
	Şehir - City	73	206	3 820	1 988	1 832	182	183	662	584	1 144	1 065	217	14	203
	Köy - Village	87	119	1 769	943	826	75	66	366	346	502	414	129	6	123
TR715 Kırşehir	**Toplam - Total**	**82**	**207**	**3 338**	**1 676**	**1 662**	**104**	**111**	**444**	**465**	**1 128**	**1 086**	**260**	**21**	**239**
	Şehir - City	59	173	2 952	1 481	1 471	82	90	361	393	1 038	988	220	16	204
	Köy - Village	23	34	386	195	191	22	21	83	72	90	98	40	5	35
TR721 Kayseri	**Toplam - Total**	**420**	**1 298**	**22 561**	**11 721**	**10 840**	**580**	**592**	**3 485**	**3 401**	**7 656**	**6 847**	**1 421**	**62**	**1 359**
	Şehir - City	420	1 298	22 561	11 721	10 840	580	592	3 485	3 401	7 656	6 847	1 421	62	1 359
	Köy - Village	-	-	-	-	-	-	-	-	-	-	-	-	-	-
TR722 Sivas	**Toplam - Total**	**245**	**518**	**8 998**	**4 654**	**4 344**	**381**	**404**	**1 605**	**1 546**	**2 668**	**2 394**	**490**	**34**	**456**
	Şehir - City	135	377	7 078	3 688	3 390	282	279	1 179	1 086	2 227	2 025	386	26	360
	Köy - Village	110	141	1 920	966	954	99	125	426	460	441	369	104	8	96
TR723 Yozgat	**Toplam - Total**	**184**	**326**	**5 245**	**2 759**	**2 486**	**209**	**198**	**857**	**784**	**1 693**	**1 504**	**328**	**26**	**302**
	Şehir - City	102	229	4 030	2 140	1 890	148	139	599	519	1 393	1 232	251	18	233
	Köy - Village	82	97	1 215	619	596	61	59	258	265	300	272	77	8	69
TR811 Zonguldak	**Toplam - Total**	**264**	**490**	**7 991**	**4 210**	**3 781**	**372**	**332**	**1 275**	**1 248**	**2 563**	**2 201**	**512**	**21**	**491**
	Şehir - City	116	285	5 137	2 675	2 462	212	192	692	724	1 771	1 546	292	9	283
	Köy - Village	148	205	2 854	1 535	1 319	160	140	583	524	792	655	220	12	208
TR812 Karabük	**Toplam - Total**	**99**	**208**	**3 245**	**1 629**	**1 616**	**143**	**159**	**511**	**553**	**975**	**904**	**245**	**5**	**240**
	Şehir - City	57	139	2 309	1 198	1 111	93	113	307	295	798	703	162	5	157
	Köy - Village	42	69	936	431	505	50	46	204	258	177	201	83	-	83

(1) Kadrolu ve sözleşmeli öğretmenleri kapsar.

(1) Includes permanent and contractual teaching staff

2.3 İstatistiki Bölge Birimleri Sınıflaması 3. düzey, yerleşim yerine göre okul öncesi eğitim kurumlarında okul, şube, öğrenci ve öğretmen sayısı (devam)

Number of schools, divisions, students and teachers in pre-primary education institutions by settlement place according to Statistical Regions Level 3 (continued)

[2016/'17 öğretim yılı - The educational year 2016/'17]

İBBS 3. Düzey SR Level 3		Okul/ Sınıf School/ Classroom	Şube Division	**Toplam** - Total: Öğrenci - Student: Toplam Total	Erkek Male	Kadın Female	Doğum Yılları - Year of Birth: 2013: Erkek Male	2013: Kadın Female	2012: Erkek Male	2012: Kadın Female	2011: Erkek Male	2011: Kadın Female	Öğretmen[1] Teacher[1]: Toplam Total	Erkek Male	Kadın Female
TR813 Bartın	**Toplam - Total**	**83**	**157**	**2 585**	**1 339**	**1 246**	**114**	**130**	**427**	**404**	**798**	**712**	**163**	**4**	**159**
	Şehir - City	31	90	1 557	792	765	67	90	252	243	473	432	101	2	99
	Köy - Village	52	67	1 028	547	481	47	40	175	161	325	280	62	2	60
TR821 Kastamonu	**Toplam - Total**	**126**	**275**	**4 662**	**2 375**	**2 287**	**249**	**259**	**779**	**799**	**1 347**	**1 229**	**307**	**10**	**297**
	Şehir - City	78	202	3 733	1 893	1 840	161	169	586	604	1 146	1 067	226	10	216
	Köy - Village	48	73	929	482	447	88	90	193	195	201	162	81	-	81
TR822 Çankırı	**Toplam - Total**	**61**	**159**	**2 737**	**1 410**	**1 327**	**171**	**166**	**479**	**424**	**760**	**737**	**177**	**10**	**167**
	Şehir - City	47	143	2 550	1 314	1 236	154	147	430	369	730	720	161	9	152
	Köy - Village	14	16	187	96	91	17	19	49	55	30	17	16	1	15
TR823 Sinop	**Toplam - Total**	**73**	**184**	**2 966**	**1 505**	**1 461**	**157**	**173**	**538**	**513**	**810**	**775**	**210**	**14**	**196**
	Şehir - City	55	158	2 564	1 294	1 270	144	165	448	425	702	680	182	14	168
	Köy - Village	18	26	402	211	191	13	8	90	88	108	95	28	-	28
TR831 Samsun	**Toplam - Total**	**557**	**1 246**	**21 239**	**11 049**	**10 190**	**1 050**	**979**	**4 016**	**3 959**	**5 983**	**5 252**	**1 398**	**52**	**1 346**
	Şehir - City	557	1 246	21 239	11 049	10 190	1 050	979	4 016	3 959	5 983	5 252	1 398	52	1 346
	Köy - Village	-	-	-	-	-	-	-	-	-	-	-	-	-	-
TR832 Tokat	**Toplam - Total**	**333**	**613**	**11 070**	**5 812**	**5 258**	**658**	**664**	**2 046**	**2 020**	**3 108**	**2 574**	**612**	**44**	**568**
	Şehir - City	137	379	7 839	4 146	3 693	432	420	1 340	1 327	2 374	1 946	396	24	372
	Köy - Village	196	234	3 231	1 666	1 565	226	244	706	693	734	628	216	20	196
TR833 Çorum	**Toplam - Total**	**184**	**431**	**7 630**	**4 027**	**3 603**	**358**	**378**	**1 247**	**1 144**	**2 422**	**2 081**	**486**	**21**	**465**
	Şehir - City	108	323	6 367	3 345	3 022	246	274	954	884	2 145	1 864	366	15	351
	Köy - Village	76	108	1 263	682	581	112	104	293	260	277	217	120	6	114
TR834 Amasya	**Toplam - Total**	**162**	**377**	**5 939**	**3 114**	**2 825**	**352**	**312**	**1 108**	**1 046**	**1 654**	**1 467**	**400**	**20**	**380**
	Şehir - City	89	265	4 562	2 366	2 196	233	216	808	777	1 325	1 203	292	15	277
	Köy - Village	73	112	1 377	748	629	119	96	300	269	329	264	108	5	103
TR901 Trabzon	**Toplam - Total**	**309**	**788**	**13 265**	**6 880**	**6 385**	**678**	**630**	**2 388**	**2 378**	**3 814**	**3 377**	**818**	**47**	**771**
	Şehir - City	309	788	13 265	6 880	6 385	678	630	2 388	2 378	3 814	3 377	818	47	771
	Köy - Village	-	-	-	-	-	-	-	-	-	-	-	-	-	-
TR902 Ordu	**Toplam - Total**	**260**	**649**	**11 271**	**5 878**	**5 393**	**485**	**451**	**2 068**	**1 975**	**3 325**	**2 967**	**719**	**31**	**688**
	Şehir - City	260	649	11 271	5 878	5 393	485	451	2 068	1 975	3 325	2 967	719	31	688
	Köy - Village	-	-	-	-	-	-	-	-	-	-	-	-	-	-
TR903 Giresun	**Toplam - Total**	**189**	**403**	**6 986**	**3 582**	**3 404**	**476**	**432**	**1 319**	**1 326**	**1 787**	**1 646**	**430**	**31**	**399**
	Şehir - City	93	277	5 362	2 722	2 640	380	349	936	977	1 406	1 314	300	22	278
	Köy - Village	96	126	1 624	860	764	96	83	383	349	381	332	130	9	121
TR904 Rize	**Toplam - Total**	**134**	**343**	**5 429**	**2 829**	**2 600**	**323**	**303**	**1 003**	**952**	**1 503**	**1 345**	**362**	**11**	**351**
	Şehir - City	64	221	3 947	2 078	1 869	229	220	701	614	1 148	1 035	230	7	223
	Köy - Village	70	122	1 482	751	731	94	83	302	338	355	310	132	4	128
TR905 Artvin	**Toplam - Total**	**70**	**146**	**2 488**	**1 254**	**1 234**	**136**	**152**	**437**	**458**	**681**	**624**	**135**	**6**	**129**
	Şehir - City	41	111	1 936	974	962	110	128	330	334	534	500	103	5	98
	Köy - Village	29	35	552	280	272	26	24	107	124	147	124	32	1	31
TR906 Gümüşhane	**Toplam - Total**	**51**	**97**	**1 697**	**917**	**780**	**101**	**103**	**329**	**287**	**487**	**390**	**82**	**10**	**72**
	Şehir - City	23	68	1 243	682	561	79	73	235	182	368	306	62	7	55
	Köy - Village	28	29	454	235	219	22	30	94	105	119	84	20	3	17
TRA11 Erzurum	**Toplam - Total**	**409**	**732**	**12 397**	**6 506**	**5 891**	**634**	**583**	**2 511**	**2 379**	**3 361**	**2 929**	**678**	**53**	**625**
	Şehir - City	409	732	12 397	6 506	5 891	634	583	2 511	2 379	3 361	2 929	678	53	625
	Köy - Village	-	-	-	-	-	-	-	-	-	-	-	-	-	-
TRA12 Erzincan	**Toplam - Total**	**122**	**257**	**4 948**	**2 568**	**2 380**	**284**	**267**	**943**	**901**	**1 341**	**1 212**	**263**	**10**	**253**
	Şehir - City	48	140	3 192	1 649	1 543	204	194	577	561	868	788	154	5	149
	Köy - Village	74	117	1 756	919	837	80	73	366	340	473	424	109	5	104
TRA13 Bayburt	**Toplam - Total**	**40**	**73**	**1 102**	**597**	**505**	**81**	**73**	**203**	**193**	**313**	**239**	**63**	**2**	**61**
	Şehir - City	18	41	770	415	355	70	58	133	139	212	158	40	2	38
	Köy - Village	22	32	332	182	150	11	15	70	54	101	81	23	-	23
TRA21 Ağrı	**Toplam - Total**	**368**	**552**	**9 610**	**5 060**	**4 550**	**470**	**497**	**2 293**	**2 168**	**2 297**	**1 885**	**452**	**90**	**362**
	Şehir - City	98	248	4 996	2 641	2 355	256	261	1 040	989	1 345	1 105	246	50	196
	Köy - Village	270	304	4 614	2 419	2 195	214	236	1 253	1 179	952	780	206	40	166
TRA22 Kars	**Toplam - Total**	**243**	**350**	**4 874**	**2 542**	**2 332**	**233**	**285**	**1 069**	**1 034**	**1 240**	**1 013**	**283**	**30**	**253**
	Şehir - City	53	137	2 240	1 192	1 048	107	130	416	372	669	546	136	8	128
	Köy - Village	190	213	2 634	1 350	1 284	126	155	653	662	571	467	147	22	125
TRA23 Iğdır	**Toplam - Total**	**118**	**210**	**3 900**	**2 037**	**1 863**	**190**	**162**	**822**	**820**	**1 025**	**881**	**170**	**20**	**150**
	Şehir - City	38	107	2 239	1 170	1 069	109	90	446	409	615	570	96	8	88
	Köy - Village	80	103	1 661	867	794	81	72	376	411	410	311	74	12	62
TRA24 Ardahan	**Toplam - Total**	**72**	**96**	**1 487**	**799**	**688**	**109**	**99**	**354**	**286**	**336**	**303**	**88**	**8**	**80**
	Şehir - City	19	41	771	410	361	59	57	155	125	196	179	46	3	43
	Köy - Village	53	55	716	389	327	50	42	199	161	140	124	42	5	37
TRB11 Malatya	**Toplam - Total**	**298**	**723**	**13 249**	**6 900**	**6 349**	**478**	**470**	**2 119**	**2 070**	**4 303**	**3 809**	**768**	**79**	**689**
	Şehir - City	298	723	13 249	6 900	6 349	478	470	2 119	2 070	4 303	3 809	768	79	689
	Köy - Village	-	-	-	-	-	-	-	-	-	-	-	-	-	-

(1) Kadrolu ve sözleşmeli öğretmenleri kapsar.

(1) Includes permanent and contractual teaching staff

2.3 İstatistiki Bölge Birimleri Sınıflaması 3. düzey, yerleşim yerine göre okul öncesi eğitim kurumlarında okul, şube, öğrenci ve öğretmen sayısı (devam)

Number of schools, divisions, students and teachers in pre-primary education institutions by settlement place according to Statistical Regions Level 3 (continued)

[2016/'17 öğretim yılı - The educational year 2016/'17]

İBBS 3. Düzey / SR Level 3		Okul/ Sınıf School/ Classroom	Şube Division	Toplam - Total: Öğrenci - Student: Toplam Total	Erkek Male	Kadın Female	Doğum Yılları - Year of Birth: 2013: Erkek Male	2013: Kadın Female	2012: Erkek Male	2012: Kadın Female	2011: Erkek Male	2011: Kadın Female	Öğretmen[1] Teacher[1]: Toplam Total	Erkek Male	Kadın Female
TRB12 Elazığ	**Toplam - Total**	**200**	**499**	**9 164**	**4 777**	**4 387**	**453**	**412**	**1 709**	**1 703**	**2 615**	**2 272**	**514**	**45**	**469**
	Şehir - City	113	384	7 566	3 962	3 604	329	326	1 379	1 337	2 254	1 941	400	33	367
	Köy - Village	87	115	1 598	815	783	124	86	330	366	361	331	114	12	102
TRB13 Bingöl	**Toplam - Total**	**135**	**271**	**4 716**	**2 470**	**2 246**	**198**	**181**	**926**	**912**	**1 346**	**1 153**	**237**	**32**	**205**
	Şehir - City	48	165	3 181	1 688	1 493	85	91	577	521	1 026	881	160	22	138
	Köy - Village	87	106	1 535	782	753	113	90	349	391	320	272	77	10	67
TRB14 Tunceli	**Toplam - Total**	**27**	**77**	**1 325**	**675**	**650**	**112**	**108**	**251**	**275**	**312**	**267**	**81**	**7**	**74**
	Şehir - City	16	64	1 165	591	574	105	96	220	240	266	238	72	6	66
	Köy - Village	11	13	160	84	76	7	12	31	35	46	29	9	1	8
TRB21 Van	**Toplam - Total**	**700**	**1 281**	**23 594**	**12 214**	**11 380**	**1 171**	**1 160**	**5 581**	**5 521**	**5 462**	**4 699**	**1 071**	**195**	**876**
	Şehir - City	700	1 281	23 594	12 214	11 380	1 171	1 160	5 581	5 521	5 462	4 699	1 071	195	876
	Köy - Village	-	-	-	-	-	-	-	-	-	-	-	-	-	-
TRB22 Muş	**Toplam - Total**	**300**	**457**	**8 351**	**4 258**	**4 093**	**363**	**370**	**1 911**	**1 915**	**1 984**	**1 808**	**351**	**49**	**302**
	Şehir - City	73	176	3 547	1 860	1 687	180	199	726	666	954	822	166	21	145
	Köy - Village	227	281	4 804	2 398	2 406	183	171	1 185	1 249	1 030	986	185	28	157
TRB23 Bitlis	**Toplam - Total**	**264**	**417**	**7 298**	**3 836**	**3 462**	**413**	**434**	**1 708**	**1 615**	**1 715**	**1 413**	**323**	**57**	**266**
	Şehir - City	85	197	3 794	2 039	1 755	186	195	787	709	1 066	851	184	35	149
	Köy - Village	179	220	3 504	1 797	1 707	227	239	921	906	649	562	139	22	117
TRB24 Hakkari	**Toplam - Total**	**136**	**284**	**5 021**	**2 613**	**2 408**	**409**	**420**	**1 222**	**1 122**	**982**	**866**	**185**	**43**	**142**
	Şehir - City	48	146	2 873	1 515	1 358	235	222	663	635	617	501	124	37	87
	Köy - Village	88	138	2 148	1 098	1 050	174	198	559	487	365	365	61	6	55
TRC11 Gaziantep	**Toplam - Total**	**562**	**2 022**	**40 268**	**21 100**	**19 168**	**1 290**	**1 243**	**7 280**	**6 793**	**12 530**	**11 132**	**1 810**	**140**	**1 670**
	Şehir - City	562	2 022	40 268	21 100	19 168	1 290	1 243	7 280	6 793	12 530	11 132	1 810	140	1 670
	Köy - Village	-	-	-	-	-	-	-	-	-	-	-	-	-	-
TRC12 Adıyaman	**Toplam - Total**	**294**	**623**	**11 684**	**6 121**	**5 563**	**394**	**395**	**2 039**	**1 951**	**3 688**	**3 217**	**675**	**92**	**583**
	Şehir - City	112	391	8 168	4 310	3 858	221	209	1 250	1 175	2 839	2 474	450	64	386
	Köy - Village	182	232	3 516	1 811	1 705	173	186	789	776	849	743	225	28	197
TRC13 Kilis	**Toplam - Total**	**83**	**189**	**3 745**	**1 923**	**1 822**	**136**	**140**	**695**	**694**	**1 092**	**988**	**153**	**17**	**136**
	Şehir - City	38	113	2 348	1 242	1 106	92	103	435	396	715	607	108	13	95
	Köy - Village	45	76	1 397	681	716	44	37	260	298	377	381	45	4	41
TRC21 Şanlıurfa	**Toplam - Total**	**913**	**2 033**	**40 598**	**20 920**	**19 678**	**1 600**	**1 702**	**9 770**	**9 841**	**9 550**	**8 135**	**1 765**	**283**	**1 482**
	Şehir - City	913	2 033	40 598	20 920	19 678	1 600	1 702	9 770	9 841	9 550	8 135	1 765	283	1 482
	Köy - Village	-	-	-	-	-	-	-	-	-	-	-	-	-	-
TRC22 Diyarbakır	**Toplam - Total**	**860**	**1 620**	**33 138**	**17 483**	**15 655**	**1 503**	**1 499**	**7 354**	**7 050**	**8 626**	**7 106**	**1 475**	**214**	**1 261**
	Şehir - City	860	1 620	33 138	17 483	15 655	1 503	1 499	7 354	7 050	8 626	7 106	1 475	214	1 261
	Köy - Village	-	-	-	-	-	-	-	-	-	-	-	-	-	-
TRC31 Mardin	**Toplam - Total**	**453**	**810**	**14 709**	**7 671**	**7 038**	**530**	**563**	**3 482**	**3 387**	**3 659**	**3 088**	**702**	**109**	**593**
	Şehir - City	453	810	14 709	7 671	7 038	530	563	3 482	3 387	3 659	3 088	702	109	593
	Köy - Village	-	-	-	-	-	-	-	-	-	-	-	-	-	-
TRC32 Batman	**Toplam - Total**	**331**	**743**	**13 560**	**7 100**	**6 460**	**728**	**715**	**3 067**	**2 964**	**3 305**	**2 781**	**591**	**74**	**517**
	Şehir - City	103	471	9 807	5 155	4 652	364	382	2 130	2 018	2 661	2 252	436	53	383
	Köy - Village	228	272	3 753	1 945	1 808	364	333	937	946	644	529	155	21	134
TRC33 Şırnak	**Toplam - Total**	**263**	**545**	**10 073**	**5 174**	**4 899**	**657**	**695**	**2 743**	**2 679**	**1 774**	**1 525**	**374**	**56**	**318**
	Şehir - City	73	257	5 281	2 802	2 479	339	344	1 441	1 269	1 022	866	214	29	185
	Köy - Village	190	288	4 792	2 372	2 420	318	351	1 302	1 410	752	659	160	27	133
TRC34 Siirt	**Toplam - Total**	**230**	**462**	**7 786**	**4 023**	**3 763**	**367**	**376**	**1 733**	**1 723**	**1 923**	**1 664**	**363**	**43**	**320**
	Şehir - City	66	239	4 633	2 427	2 206	169	187	931	873	1 327	1 146	215	25	190
	Köy - Village	164	223	3 153	1 596	1 557	198	189	802	850	596	518	148	18	130

(1) Kadrolu ve sözleşmeli öğretmenleri kapsar.

(1) Includes permanent and contractual teaching staff

2.4.a İlkokullarda okul türlerine göre okul, öğrenci, öğretmen ve derslik sayısı

Number of schools, students, teachers and classrooms in primary schools by types of school

[2016/'17 öğretim yılı - The educational year 2016/'17]

Okul Türü Type of school	Okul/ Kurum School/ Institution	Öğrenci Sayısı Number of Students Toplam Total	Erkek Male	Kadın Female	Öğretmen Sayısı Number of Teachers Toplam Total	Erkek Male	Kadın Female	Derslik Classroom
İlkokul Primary School	**25 479**	**4 972 430**	**2 550 915**	**2 421 515**	**292 878**	**113 842**	**179 036**	**248 270**
İlkokul (Resmi) Primary School (Public)	**24 155**	**4 759 317**	**2 437 930**	**2 321 387**	**269 770**	**109 421**	**160 349**	**225 945**
İlkokul (Özel) Primary School (Private)	**1 324**	**213 113**	**112 985**	**100 128**	**23 108**	**4 421**	**18 687**	**22 325**
Temel Eğitim Genel Müdürlüğü (İlkokul) (Resmi) General Directorate of Basic Education (Primary School) (Public)	**23 758**	**4 748 562**	**2 431 096**	**2 317 466**	**267 260**	**108 475**	**158 785**	**222 804**
İlkokul Primary School	23 758	4 748 562	2 431 096	2 317 466	267 260	108 475	158 785	222 804
Özel Eğitim ve Rehberlik Hizmetleri Genel Müdürlüğü (Resmi) General Directorate of Special Education and Guidance Services (Public)	**392**	**10 724**	**6 822**	**3 902**	**2 510**	**946**	**1 564**	**3 137**
İlkokul (İşitme Engelliler) Primary School (Hearing-Impaired)	42	740	445	295	203	77	126	339
İlkokul (Görme Engelliler) Primary School (Visually-Impaired)	17	508	296	212	162	49	113	77
İlkokul (Ortopedik Engelliler) Primary School (Orthopedic-Impaired)	3	295	161	134	45	7	38	58
İlkokul (Hafif Düzeyde Zihinsel Engelliler) Primary School (Light Levels of Educable Mentally-Impaired)	36	761	485	276	168	55	113	243
Özel Eğitim Uygulama Merkezi (I. Kademe) Training Center of Special Education (I. Grade)	294	8 420	5 435	2 985	1 932	758	1 174	2 420
Müzik ve Bale İlkokulu (Konservatuar) Music and Ballet Primary School (Conservatory)	5	31	12	19	-	-	-	4
İlkokul (Özel) Primary School (Private)	**1 324**	**213 113**	**112 985**	**100 128**	**23 108**	**4 421**	**18 687**	**22 325**
Özel Türk İlkokulu Private Turkish Primary School	1 267	211 983	112 414	99 569	22 367	4 252	18 115	21 649
Özel Özel Eğitim İlkokulu Private Special Education Primary School	18	68	39	29	204	50	154	246
Özel Milletlerarası İlkokulu Private International Primary School	14	-	-	-	285	83	202	260
Özel Azınlık İlkokulu Private Minority Primary School	24	1 055	527	528	245	36	209	163
Özel Yabancı İlkokulu Private Foreign Primary School	1	7	5	2	7	-	7	7

2.4.b Ortaokullarda okul türlerine göre okul, öğrenci, öğretmen ve derslik sayısı

Number of schools, students, teachers and classrooms in lower secondary schools by types of school

[2016/'17 öğretim yılı - The educational year 2016/'17]

Okul Türü Type of school	Okul/ Kurum School/ Institution	Öğrenci Sayısı Number of Students Toplam Total	Erkek Male	Kadın Female	Öğretmen Sayısı Number of Teachers Toplam Total	Erkek Male	Kadın Female	Derslik Classroom
Ortaokul Lower Secondary School	**17 879**	**5 554 415**	**2 827 822**	**2 726 593**	**324 350**	**140 919**	**183 431**	**177 136**
Açıköğretim Ortaokulu Open Lower Secondary School	**1**	**198 869**	**77 124**	**121 745**	**-**	**-**	**-**	**-**
Ortaokul (Resmi) Lower Secondary School (Public)	**16 397**	**5 066 780**	**2 594 879**	**2 471 901**	**295 575**	**131 634**	**163 941**	**159 464**
Ortaokul (Özel) Lower Secondary School (Private)	**1 481**	**288 766**	**155 819**	**132 947**	**28 775**	**9 285**	**19 490**	**17 672**
Temel Eğitim Genel Müdürlüğü (Ortaokul) (Resmi) General Directorate of Basic Education (Lower Secondary School) (Public)	**13 319**	**4 402 372**	**2 279 423**	**2 122 949**	**257 077**	**114 247**	**142 830**	**134 991**
Ortaokul Lower Secondary School	12 994	4 312 393	2 232 925	2 079 468	251 355	110 764	140 591	129 517
Yatılı Bölge Ortaokulu Regional Boarding Lower Secondary School	325	89 979	46 498	43 481	5 722	3 483	2 239	5 474
Din Öğretimi Genel Müdürlüğü (Ortaokul) (Resmi) General Directorate of Religious Education (Lower Secondary School) (Public)	**2 671**	**651 954**	**307 795**	**344 159**	**35 184**	**15 867**	**19 317**	**23 101**
İmam Hatip Ortaokulu Imams and Preachers Lower Secondary School	2 326	589 638	282 476	307 162	35 184	15 867	19 317	23 101
İmam Hatip Lisesi Bünyesinde İmam Hatip Ortaokulu Imams and Preachers Lower Secondary School physically dependent to Imams and Preachers Upper Secondary School	345	62 316	25 319	36 997	-	-	-	-
Özel Eğitim ve Rehberlik Hizmetleri Genel Müdürlüğü (Resmi) General Directorate of Special Education and Guidance Services (Public)	**394**	**11 697**	**7 459**	**4 238**	**3 314**	**1 520**	**1 794**	**1 275**
Ortaokul (İşitme Engelliler) Lower Secondary School (Hearing-Impaired)	42	1 543	930	613	578	319	259	254
Ortaokul (Görme Engelliler) Lower Secondary School (Visually-Impaired)	17	700	419	281	262	148	114	224
Ortaokul (Ortopedik Engelliler) Lower Secondary School (Orthopedic-Impaired)	3	382	209	173	52	14	38	25
Ortaokul (Hafif Düzeyde Zihinsel Engelliler) Lower Secondary School (Light Levels of Educable Mentally-Impaired)	43	1 523	962	561	475	194	281	106
Özel Eğitim Uygulama Merkezi (II. Kademe) Training Center of Special Education (II. Grade)	289	7 549	4 939	2 610	1 947	845	1 102	666
Müzik ve Bale Ortaokulu (Konservatuar) Music and Ballet Lower Secondary School (Conservatory)	13	757	202	555	-	-	-	97
Ortaokul (Özel) Lower Secondary School (Private)	**1 481**	**288 766**	**155 819**	**132 947**	**28 775**	**9 285**	**19 490**	**17 672**
Özel Türk Ortaokulu Private Turkish Lower Secondary School	1 435	287 586	155 260	132 326	28 267	9 128	19 139	17 430
Özel Özel Eğitim Ortaokulu Private Special Education Lower Secondary School	9	44	17	27	26	8	18	49
Özel Milletlerarası Ortaokulu Private International Primary School	16	-	-	-	223	86	137	123
Özel Azınlık Ortaokulu Private Minority Lower Secondary School	21	1 136	542	594	259	63	196	70

Not. Açıköğretim öğrenci sayıları 2016-2017 eğitim öğretim yılı 1., 2. ve 3. dönem yeni kayıt yaptıran ve kayıt yenileyen aktif öğrencileri kapsar.

Note. The number of open education students include the active students who are new entrants or who have renewed registration as of 1., 2. and 3. semester in the educational year 2016-2017.

2.5.a İstatistiki Bölge Birimleri Sınıflaması 3. düzey resmi - özel ayrımında, yerleşim yerine göre ilkokullarda, okul, öğrenci, öğretmen ve derslik sayısı

[2016/'17 öğretim yılı]

		Toplam - Total						**Resmi** -			
			Öğrenci - Student						**Öğrenci** - Student		
İBBS 3. Düzey		**Okul** School	**Toplam** Total	**Erkek** Male	**Kadın** Female	**Öğretmen**[1] Teacher[1]	**Derslik** Classroom	**Okul** School	**Toplam** Total	**Erkek** Male	**Kadın** Female
TR Türkiye	**Toplam**	**25 479**	**4 972 430**	**2 550 915**	**2 421 515**	**292 878**	**248 270**	**24 155**	**4 759 317**	**2 437 930**	**2 321 387**
	Şehir	**19 153**	**4 649 231**	**2 385 536**	**2 263 695**	**268 829**	**219 068**	**17 837**	**4 437 398**	**2 273 241**	**2 164 157**
	Köy	**6 326**	**323 199**	**165 379**	**157 820**	**24 049**	**29 202**	**6 318**	**321 919**	**164 689**	**157 230**
TR100 İstanbul	**Toplam**	**1 467**	**863 609**	**443 213**	**420 396**	**41 792**	**32 315**	**1 046**	**793 828**	**406 407**	**387 421**
	Şehir	1 467	863 609	443 213	420 396	41 792	32 315	1 046	793 828	406 407	387 421
	Köy	-	-	-	-	-	-	-	-	-	-
TR211 Tekirdağ	**Toplam**	**169**	**54 109**	**27 875**	**26 234**	**3 017**	**2 673**	**155**	**52 531**	**27 017**	**25 514**
	Şehir	169	54 109	27 875	26 234	3 017	2 673	155	52 531	27 017	25 514
	Köy	-	-	-	-	-	-	-	-	-	-
TR212 Edirne	**Toplam**	**111**	**15 883**	**8 179**	**7 704**	**1 237**	**1 266**	**106**	**15 107**	**7 780**	**7 327**
	Şehir	63	13 497	6 953	6 544	976	970	58	12 721	6 554	6 167
	Köy	48	2 386	1 226	1 160	261	296	48	2 386	1 226	1 160
TR213 Kırklareli	**Toplam**	**83**	**13 870**	**7 104**	**6 766**	**925**	**996**	**81**	**13 588**	**6 953**	**6 635**
	Şehir	44	11 720	5 996	5 724	713	718	42	11 438	5 845	5 593
	Köy	39	2 150	1 108	1 042	212	278	39	2 150	1 108	1 042
TR221 Balıkesir	**Toplam**	**353**	**51 726**	**26 666**	**25 060**	**3 946**	**3 327**	**341**	**50 041**	**25 816**	**24 225**
	Şehir	353	51 726	26 666	25 060	3 946	3 327	341	50 041	25 816	24 225
	Köy	-	-	-	-	-	-	-	-	-	-
TR222 Çanakkale	**Toplam**	**136**	**21 326**	**10 837**	**10 489**	**1 546**	**1 557**	**131**	**20 569**	**10 461**	**10 108**
	Şehir	58	15 310	7 757	7 553	995	895	54	14 767	7 498	7 269
	Köy	78	6 016	3 080	2 936	551	662	77	5 802	2 963	2 839
TR310 İzmir	**Toplam**	**778**	**212 781**	**109 332**	**103 449**	**14 177**	**9 795**	**687**	**198 495**	**101 868**	**96 627**
	Şehir	778	212 781	109 332	103 449	14 177	9 795	687	198 495	101 868	96 627
	Köy	-	-	-	-	-	-	-	-	-	-
TR321 Aydın	**Toplam**	**347**	**52 565**	**26 981**	**25 584**	**3 951**	**3 553**	**328**	**49 836**	**25 519**	**24 317**
	Şehir	347	52 565	26 981	25 584	3 951	3 553	328	49 836	25 519	24 317
	Köy	-	-	-	-	-	-	-	-	-	-
TR322 Denizli	**Toplam**	**296**	**52 533**	**26 987**	**25 546**	**3 854**	**3 339**	**281**	**50 579**	**25 954**	**24 625**
	Şehir	296	52 533	26 987	25 546	3 854	3 339	281	50 579	25 954	24 625
	Köy	-	-	-	-	-	-	-	-	-	-
TR323 Muğla	**Toplam**	**328**	**44 488**	**22 964**	**21 524**	**3 459**	**3 104**	**308**	**41 776**	**21 551**	**20 225**
	Şehir	328	44 488	22 964	21 524	3 459	3 104	308	41 776	21 551	20 225
	Köy	-	-	-	-	-	-	-	-	-	-
TR331 Manisa	**Toplam**	**494**	**73 247**	**37 683**	**35 564**	**5 027**	**4 346**	**481**	**70 980**	**36 444**	**34 536**
	Şehir	494	73 247	37 683	35 564	5 027	4 346	481	70 980	36 444	34 536
	Köy	-	-	-	-	-	-	-	-	-	-
TR332 Afyonkarahisar	**Toplam**	**376**	**40 760**	**20 903**	**19 857**	**3 000**	**3 080**	**369**	**39 945**	**20 457**	**19 488**
	Şehir	132	24 905	12 871	12 034	1 699	1 628	125	24 090	12 425	11 665
	Köy	244	15 855	8 032	7 823	1 301	1 452	244	15 855	8 032	7 823
TR333 Kütahya	**Toplam**	**224**	**26 278**	**13 441**	**12 837**	**1 980**	**1 975**	**213**	**24 781**	**12 658**	**12 123**
	Şehir	96	20 837	10 691	10 146	1 401	1 392	85	19 340	9 908	9 432
	Köy	128	5 441	2 750	2 691	579	583	128	5 441	2 750	2 691
TR334 Uşak	**Toplam**	**120**	**17 559**	**9 078**	**8 481**	**1 331**	**1 142**	**119**	**17 290**	**8 935**	**8 355**
	Şehir	47	14 004	7 240	6 764	879	741	46	13 735	7 097	6 638
	Köy	73	3 555	1 838	1 717	452	401	73	3 555	1 838	1 717
TR411 Bursa	**Toplam**	**478**	**172 276**	**88 484**	**83 792**	**9 442**	**7 469**	**424**	**162 494**	**83 323**	**79 171**
	Şehir	478	172 276	88 484	83 792	9 442	7 469	424	162 494	83 323	79 171
	Köy	-	-	-	-	-	-	-	-	-	-

(1) Toplam öğretmen, kadrolu ve sözleşmeli öğretmenleri kapsar.

2.5.a Number of schools, students, teachers and classrooms in public and private primary schools by settlement place according to Statistical Regions Level 3

[The educational year 2016/'17]

Public		Özel - Private							
			Öğrenci - Student						
Öğretmen[1] Teacher[1]	**Derslik** Classroom	**Okul** School	**Toplam** Total	**Erkek** Male	**Kadın** Female	**Öğretmen**[1] Teacher[1]	**Derslik** Classroom		SR Level 3
269 770	**225 945**	**1 324**	**213 113**	**112 985**	**100 128**	**23 108**	**22 325**	**Total**	Turkey TR
245 853	**196 880**	**1 316**	**211 833**	**112 295**	**99 538**	**22 976**	**22 188**	**City**	
23 917	**29 065**	**8**	**1 280**	**690**	**590**	**132**	**137**	**Village**	
33 724	**24 557**	**421**	**69 781**	**36 806**	**32 975**	**8 068**	**7 758**	**Total**	İstanbul TR100
33 724	24 557	421	69 781	36 806	32 975	8 068	7 758	City	
-	-	-	-	-	-	-	-	Village	
2 848	**2 454**	**14**	**1 578**	**858**	**720**	**169**	**219**	**Total**	Tekirdağ TR211
2 848	2 454	14	1 578	858	720	169	219	City	
-	-	-	-	-	-	-	-	Village	
1 151	**1 153**	**5**	**776**	**399**	**377**	**86**	**113**	**Total**	Edirne TR212
890	857	5	776	399	377	86	113	City	
261	296	-	-	-	-	-	-	Village	
894	**952**	**2**	**282**	**151**	**131**	**31**	**44**	**Total**	Kırklareli TR213
682	674	2	282	151	131	31	44	City	
212	278	-	-	-	-	-	-	Village	
3 745	**3 150**	**12**	**1 685**	**850**	**835**	**201**	**177**	**Total**	Balıkesir TR221
3 745	3 150	12	1 685	850	835	201	177	City	
-	-	-	-	-	-	-	-	Village	
1 442	**1 484**	**5**	**757**	**376**	**381**	**104**	**73**	**Total**	Çanakkale TR222
936	852	4	543	259	284	59	43	City	
506	632	1	214	117	97	45	30	Village	
12 389	**8 151**	**91**	**14 286**	**7 464**	**6 822**	**1 788**	**1 644**	**Total**	İzmir TR310
12 389	8 151	91	14 286	7 464	6 822	1 788	1 644	City	
-	-	-	-	-	-	-	-	Village	
3 636	**3 272**	**19**	**2 729**	**1 462**	**1 267**	**315**	**281**	**Total**	Aydın TR321
3 636	3 272	19	2 729	1 462	1 267	315	281	City	
-	-	-	-	-	-	-	-	Village	
3 617	**3 130**	**15**	**1 954**	**1 033**	**921**	**237**	**209**	**Total**	Denizli TR322
3 617	3 130	15	1 954	1 033	921	237	209	City	
-	-	-	-	-	-	-	-	Village	
3 167	**2 837**	**20**	**2 712**	**1 413**	**1 299**	**292**	**267**	**Total**	Muğla TR323
3 167	2 837	20	2 712	1 413	1 299	292	267	City	
-	-	-	-	-	-	-	-	Village	
4 797	**4 099**	**13**	**2 267**	**1 239**	**1 028**	**230**	**247**	**Total**	Manisa TR331
4 797	4 099	13	2 267	1 239	1 028	230	247	City	
-	-	-	-	-	-	-	-	Village	
2 914	**3 027**	**7**	**815**	**446**	**369**	**86**	**53**	**Total**	AfyonkarahisarTR332
1 613	1 575	7	815	446	369	86	53	City	
1 301	1 452	-	-	-	-	-	-	Village	
1 841	**1 847**	**11**	**1 497**	**783**	**714**	**139**	**128**	**Total**	Kütahya TR333
1 262	1 264	11	1 497	783	714	139	128	City	
579	583	-	-	-	-	-	-	Village	
1 331	**1 127**	**1**	**269**	**143**	**126**	**-**	**15**	**Total**	Uşak TR334
879	726	1	269	143	126	-	15	City	
452	401	-	-	-	-	-	-	Village	
8 337	**6 334**	**54**	**9 782**	**5 161**	**4 621**	**1 105**	**1 135**	**Total**	Bursa TR411
8 337	6 334	54	9 782	5 161	4 621	1 105	1 135	City	
-	-	-	-	-	-	-	-	Village	

(1) Total of teachers includes permanent and contractual teaching staff.

2.5.a İstatistiki Bölge Birimleri Sınıflaması 3. düzey resmi - özel ayrımında, yerleşim yerine göre ilkokullarda, okul, öğrenci, öğretmen ve derslik sayısı (devam)

[2016/'17 öğretim yılı]

		Toplam - Total						**Resmi** -			
			Öğrenci - Student						**Öğrenci** - Student		
İBBS 3. Düzey		**Okul** School	**Toplam** Total	**Erkek** Male	**Kadın** Female	**Öğretmen**[1] Teacher[1]	**Derslik** Classroom	**Okul** School	**Toplam** Total	**Erkek** Male	**Kadın** Female
TR412 Eskişehir	**Toplam**	**153**	**38 436**	**19 764**	**18 672**	**2 793**	**2 256**	**145**	**36 748**	**18 912**	**17 836**
	Şehir	153	38 436	19 764	18 672	2 793	2 256	145	36 748	18 912	17 836
	Köy	-	-	-	-	-	-	-	-	-	-
TR413 Bilecik	**Toplam**	**59**	**9 985**	**5 114**	**4 871**	**624**	**783**	**57**	**9 897**	**5 068**	**4 829**
	Şehir	40	9 035	4 649	4 386	534	634	38	8 947	4 603	4 344
	Köy	19	950	465	485	90	149	19	950	465	485
TR421 Kocaeli	**Toplam**	**324**	**112 682**	**57 813**	**54 869**	**6 463**	**5 640**	**289**	**107 312**	**54 977**	**52 335**
	Şehir	324	112 682	57 813	54 869	6 463	5 640	289	107 312	54 977	52 335
	Köy	-	-	-	-	-	-	-	-	-	-
TR422 Sakarya	**Toplam**	**299**	**54 515**	**28 040**	**26 475**	**3 439**	**2 422**	**288**	**51 715**	**26 523**	**25 192**
	Şehir	299	54 515	28 040	26 475	3 439	2 422	288	51 715	26 523	25 192
	Köy	-	-	-	-	-	-	-	-	-	-
TR423 Düzce	**Toplam**	**113**	**19 946**	**10 147**	**9 799**	**1 355**	**1 497**	**108**	**19 357**	**9 832**	**9 525**
	Şehir	50	14 351	7 308	7 043	873	882	48	14 175	7 215	6 960
	Köy	63	5 595	2 839	2 756	482	615	60	5 182	2 617	2 565
TR424 Bolu	**Toplam**	**75**	**13 711**	**7 109**	**6 602**	**966**	**1 125**	**72**	**13 391**	**6 937**	**6 454**
	Şehir	49	11 856	6 103	5 753	801	905	46	11 536	5 931	5 605
	Köy	26	1 855	1 006	849	165	220	26	1 855	1 006	849
TR425 Yalova	**Toplam**	**59**	**12 442**	**6 415**	**6 027**	**809**	**805**	**54**	**11 804**	**6 074**	**5 730**
	Şehir	32	9 643	4 990	4 653	601	542	27	9 005	4 649	4 356
	Köy	27	2 799	1 425	1 374	208	263	27	2 799	1 425	1 374
TR510 Ankara	**Toplam**	**806**	**295 811**	**152 394**	**143 417**	**18 348**	**12 869**	**632**	**267 351**	**137 495**	**129 856**
	Şehir	806	295 811	152 394	143 417	18 348	12 869	632	267 351	137 495	129 856
	Köy	-	-	-	-	-	-	-	-	-	-
TR521 Konya	**Toplam**	**762**	**137 406**	**70 663**	**66 743**	**9 031**	**7 369**	**734**	**132 438**	**68 054**	**64 384**
	Şehir	762	137 406	70 663	66 743	9 031	7 369	734	132 438	68 054	64 384
	Köy	-	-	-	-	-	-	-	-	-	-
TR522 Karaman	**Toplam**	**91**	**14 047**	**7 188**	**6 859**	**1 015**	**1 057**	**87**	**13 279**	**6 783**	**6 496**
	Şehir	40	11 016	5 673	5 343	741	732	36	10 248	5 268	4 980
	Köy	51	3 031	1 515	1 516	274	325	51	3 031	1 515	1 516
TR611 Antalya	**Toplam**	**547**	**132 246**	**68 096**	**64 150**	**8 329**	**7 857**	**495**	**123 749**	**63 550**	**60 199**
	Şehir	547	132 246	68 096	64 150	8 329	7 857	495	123 749	63 550	60 199
	Köy	-	-	-	-	-	-	-	-	-	-
TR612 Isparta	**Toplam**	**168**	**21 092**	**10 813**	**10 279**	**1 662**	**1 223**	**164**	**20 556**	**10 521**	**10 035**
	Şehir	67	16 343	8 356	7 987	1 127	860	63	15 807	8 064	7 743
	Köy	101	4 749	2 457	2 292	535	363	101	4 749	2 457	2 292
TR613 Burdur	**Toplam**	**104**	**11 875**	**6 158**	**5 717**	**1 058**	**996**	**102**	**11 666**	**6 045**	**5 621**
	Şehir	46	9 110	4 707	4 403	687	636	44	8 901	4 594	4 307
	Köy	58	2 765	1 451	1 314	371	360	58	2 765	1 451	1 314
TR621 Adana	**Toplam**	**522**	**148 797**	**76 440**	**72 357**	**8 705**	**6 187**	**502**	**143 960**	**73 890**	**70 070**
	Şehir	522	148 797	76 440	72 357	8 705	6 187	502	143 960	73 890	70 070
	Köy	-	-	-	-	-	-	-	-	-	-
TR622 Mersin	**Toplam**	**450**	**113 415**	**58 117**	**55 298**	**7 653**	**6 115**	**425**	**109 584**	**56 080**	**53 504**
	Şehir	450	113 415	58 117	55 298	7 653	6 115	425	109 584	56 080	53 504
	Köy	-	-	-	-	-	-	-	-	-	-
TR631 Hatay	**Toplam**	**567**	**120 835**	**61 954**	**58 881**	**7 313**	**6 403**	**548**	**118 020**	**60 459**	**57 561**
	Şehir	567	120 835	61 954	58 881	7 313	6 403	548	118 020	60 459	57 561
	Köy	-	-	-	-	-	-	-	-	-	-
TR632 Kahramanmaraş	**Toplam**	**511**	**87 189**	**44 771**	**42 418**	**4 677**	**3 733**	**505**	**85 826**	**44 027**	**41 799**
	Şehir	511	87 189	44 771	42 418	4 677	3 733	505	85 826	44 027	41 799
	Köy	-	-	-	-	-	-	-	-	-	-

(1) Toplam öğretmen, kadrolu ve sözleşmeli öğretmenleri kapsar.

2.5.a Number of schools, students, teachers and classrooms in public and private primary schools by settlement place according to Statistical Regions Level 3 (continued)

[The educational year 2016/'17]

Public		Özel - Private							
			Öğrenci - Student						
Öğretmen[1] Teacher[1]	**Derslik** Classroom	**Okul** School	**Toplam** Total	**Erkek** Male	**Kadın** Female	**Öğretmen**[1] Teacher[1]	**Derslik** Classroom		SR Level 3
2 632	**2 035**	**8**	**1 688**	**852**	**836**	**161**	**221**	**Total**	Eskişehir TR412
2 632	2 035	8	1 688	852	836	161	221	City	
-	-	-	-	-	-	-	-	Village	
606	**766**	**2**	**88**	**46**	**42**	**18**	**17**	**Total**	Bilecik TR413
516	617	2	88	46	42	18	17	City	
90	149	-	-	-	-	-	-	Village	
5 875	**5 048**	**35**	**5 370**	**2 836**	**2 534**	**588**	**592**	**Total**	Kocaeli TR421
5 875	5 048	35	5 370	2 836	2 534	588	592	City	
-	-	-	-	-	-	-	-	Village	
3 149	**2 235**	**11**	**2 800**	**1 517**	**1 283**	**290**	**187**	**Total**	Sakarya TR422
3 149	2 235	11	2 800	1 517	1 283	290	187	City	
-	-	-	-	-	-	-	-	Village	
1 304	**1 401**	**5**	**589**	**315**	**274**	**51**	**96**	**Total**	Düzce TR423
854	844	2	176	93	83	19	38	City	
450	557	3	413	222	191	32	58	Village	
933	**1 068**	**3**	**320**	**172**	**148**	**33**	**57**	**Total**	Bolu TR424
768	848	3	320	172	148	33	57	City	
165	220	-	-	-	-	-	-	Village	
749	**728**	**5**	**638**	**341**	**297**	**60**	**77**	**Total**	Yalova TR425
541	465	5	638	341	297	60	77	City	
208	263	-	-	-	-	-	-	Village	
15 356	**10 156**	**174**	**28 460**	**14 899**	**13 561**	**2 992**	**2 713**	**Total**	Ankara TR510
15 356	10 156	174	28 460	14 899	13 561	2 992	2 713	City	
-	-	-	-	-	-	-	-	Village	
8 559	**6 849**	**28**	**4 968**	**2 609**	**2 359**	**472**	**520**	**Total**	Konya TR521
8 559	6 849	28	4 968	2 609	2 359	472	520	City	
-	-	-	-	-	-	-	-	Village	
943	**1 000**	**4**	**768**	**405**	**363**	**72**	**57**	**Total**	Karaman TR522
669	675	4	768	405	363	72	57	City	
274	325	-	-	-	-	-	-	Village	
7 425	**7 050**	**52**	**8 497**	**4 546**	**3 951**	**904**	**807**	**Total**	Antalya TR611
7 425	7 050	52	8 497	4 546	3 951	904	807	City	
-	-	-	-	-	-	-	-	Village	
1 593	**1 180**	**4**	**536**	**292**	**244**	**69**	**43**	**Total**	Isparta TR612
1 058	817	4	536	292	244	69	43	City	
535	363	-	-	-	-	-	-	Village	
1 052	**980**	**2**	**209**	**113**	**96**	**6**	**16**	**Total**	Burdur TR613
681	620	2	209	113	96	6	16	City	
371	360	-	-	-	-	-	-	Village	
8 308	**5 848**	**20**	**4 837**	**2 550**	**2 287**	**397**	**339**	**Total**	Adana TR621
8 308	5 848	20	4 837	2 550	2 287	397	339	City	
-	-	-	-	-	-	-	-	Village	
7 227	**5 680**	**25**	**3 831**	**2 037**	**1 794**	**426**	**435**	**Total**	Mersin TR622
7 227	5 680	25	3 831	2 037	1 794	426	435	City	
-	-	-	-	-	-	-	-	Village	
7 001	**6 135**	**19**	**2 815**	**1 495**	**1 320**	**312**	**268**	**Total**	Hatay TR631
7 001	6 135	19	2 815	1 495	1 320	312	268	City	
-	-	-	-	-	-	-	-	Village	
4 575	**3 679**	**6**	**1 363**	**744**	**619**	**102**	**54**	**Total**	Kahramanmaraş TR632
4 575	3 679	6	1 363	744	619	102	54	City	
-	-	-	-	-	-	-	-	Village	

(1) Total of teachers includes permanent and contractual teaching staff.

2.5.a İstatistiki Bölge Birimleri Sınıflaması 3. düzey resmi - özel ayrımında, yerleşim yerine göre ilkokullarda, okul, öğrenci, öğretmen ve derslik sayısı (devam)

[2016/'17 öğretim yılı]

		Toplam - Total						**Resmi** -			
			Öğrenci - Student						**Öğrenci** - Student		
İBBS 3. Düzey		**Okul** School	**Toplam** Total	**Erkek** Male	**Kadın** Female	**Öğretmen**[1] Teacher[1]	**Derslik** Classroom	**Okul** School	**Toplam** Total	**Erkek** Male	**Kadın** Female
TR633 Osmaniye	**Toplam**	**184**	**38 183**	**19 572**	**18 611**	**2 459**	**1 853**	**176**	**37 300**	**19 108**	**18 192**
	Şehir	78	31 739	16 260	15 479	1 835	1 267	70	30 856	15 796	15 060
	Köy	106	6 444	3 312	3 132	624	586	106	6 444	3 312	3 132
TR711 Kırıkkale	**Toplam**	**87**	**14 002**	**7 119**	**6 883**	**1 034**	**1 042**	**79**	**13 260**	**6 709**	**6 551**
	Şehir	55	12 905	6 522	6 383	914	852	48	12 303	6 190	6 113
	Köy	32	1 097	597	500	120	190	31	957	519	438
TR712 Aksaray	**Toplam**	**216**	**26 109**	**13 407**	**12 702**	**1 711**	**1 718**	**213**	**25 510**	**13 069**	**12 441**
	Şehir	76	17 467	9 026	8 441	1 005	961	73	16 868	8 688	8 180
	Köy	140	8 642	4 381	4 261	706	757	140	8 642	4 381	4 261
TR713 Niğde	**Toplam**	**173**	**21 988**	**11 345**	**10 643**	**1 539**	**1 165**	**171**	**21 556**	**11 111**	**10 445**
	Şehir	50	12 542	6 536	6 006	789	490	48	12 110	6 302	5 808
	Köy	123	9 446	4 809	4 637	750	675	123	9 446	4 809	4 637
TR714 Nevşehir	**Toplam**	**129**	**16 665**	**8 580**	**8 085**	**1 249**	**1 146**	**126**	**15 981**	**8 211**	**7 770**
	Şehir	43	10 958	5 605	5 353	741	673	41	10 540	5 379	5 161
	Köy	86	5 707	2 975	2 732	508	473	85	5 441	2 832	2 609
TR715 Kırşehir	**Toplam**	**81**	**11 465**	**5 870**	**5 595**	**1 029**	**937**	**78**	**11 077**	**5 660**	**5 417**
	Şehir	55	10 226	5 229	4 997	797	724	52	9 838	5 019	4 819
	Köy	26	1 239	641	598	232	213	26	1 239	641	598
TR721 Kayseri	**Toplam**	**401**	**91 109**	**46 914**	**44 195**	**5 399**	**4 986**	**385**	**87 155**	**44 769**	**42 386**
	Şehir	401	91 109	46 914	44 195	5 399	4 986	385	87 155	44 769	42 386
	Köy	-	-	-	-	-	-	-	-	-	-
TR722 Sivas	**Toplam**	**318**	**34 644**	**17 779**	**16 865**	**2 339**	**2 516**	**311**	**33 851**	**17 324**	**16 527**
	Şehir	120	27 950	14 461	13 489	1 772	1 674	113	27 157	14 006	13 151
	Köy	198	6 694	3 318	3 376	567	842	198	6 694	3 318	3 376
TR723 Yozgat	**Toplam**	**202**	**22 907**	**11 749**	**11 158**	**1 685**	**2 327**	**200**	**22 586**	**11 573**	**11 013**
	Şehir	90	17 088	8 690	8 398	1 190	1 445	88	16 767	8 514	8 253
	Köy	112	5 819	3 059	2 760	495	882	112	5 819	3 059	2 760
TR811 Zonguldak	**Toplam**	**225**	**29 552**	**15 141**	**14 411**	**2 096**	**1 594**	**221**	**28 780**	**14 739**	**14 041**
	Şehir	81	20 864	10 682	10 182	1 344	919	77	20 092	10 280	9 812
	Köy	144	8 688	4 459	4 229	752	675	144	8 688	4 459	4 229
TR812 Karabük	**Toplam**	**59**	**10 260**	**5 291**	**4 969**	**770**	**616**	**56**	**9 848**	**5 068**	**4 780**
	Şehir	48	9 384	4 856	4 528	692	556	45	8 972	4 633	4 339
	Köy	11	876	435	441	78	60	11	876	435	441
TR813 Bartın	**Toplam**	**68**	**8 666**	**4 415**	**4 251**	**633**	**674**	**66**	**8 366**	**4 266**	**4 100**
	Şehir	21	4 622	2 412	2 210	308	298	19	4 322	2 263	2 059
	Köy	47	4 044	2 003	2 041	325	376	47	4 044	2 003	2 041
TR821 Kastamonu	**Toplam**	**126**	**16 133**	**8 315**	**7 818**	**1 123**	**1 124**	**123**	**15 855**	**8 157**	**7 698**
	Şehir	59	13 076	6 792	6 284	861	791	56	12 798	6 634	6 164
	Köy	67	3 057	1 523	1 534	262	333	67	3 057	1 523	1 534
TR822 Çankırı	**Toplam**	**63**	**8 108**	**4 196**	**3 912**	**509**	**589**	**62**	**7 970**	**4 113**	**3 857**
	Şehir	36	7 483	3 865	3 618	457	480	35	7 345	3 782	3 563
	Köy	27	625	331	294	52	109	27	625	331	294
TR823 Sinop	**Toplam**	**67**	**8 867**	**4 544**	**4 323**	**633**	**721**	**67**	**8 867**	**4 544**	**4 323**
	Şehir	29	7 134	3 669	3 465	467	494	29	7 134	3 669	3 465
	Köy	38	1 733	875	858	166	227	38	1 733	875	858
TR831 Samsun	**Toplam**	**476**	**68 835**	**35 241**	**33 594**	**5 111**	**3 773**	**457**	**66 322**	**33 874**	**32 448**
	Şehir	476	68 835	35 241	33 594	5 111	3 773	457	66 322	33 874	32 448
	Köy	-	-	-	-	-	-	-	-	-	-

(1) Toplam öğretmen, kadrolu ve sözleşmeli öğretmenleri kapsar.

2.5.a Number of schools, students, teachers and classrooms in public and private primary schools by settlement place according to Statistical Regions Level 3 (continued)

[The educational year 2016/'17]

Public		Özel - Private							
			Öğrenci - Student						
Öğretmen[1] Teacher[1]	**Derslik** Classroom	**Okul** School	**Toplam** Total	**Erkek** Male	**Kadın** Female	**Öğretmen**[1] Teacher[1]	**Derslik** Classroom		SR Level 3
2 394	**1 763**	**8**	**883**	**464**	**419**	**65**	**90**	**Total**	Osmaniye TR633
1 770	1 177	8	883	464	419	65	90	City	
624	586	-	-	-	-	-	-	Village	
982	**985**	**8**	**742**	**410**	**332**	**52**	**57**	**Total**	Kırıkkale TR711
877	806	7	602	332	270	37	46	City	
105	179	1	140	78	62	15	11	Village	
1 670	**1 617**	**3**	**599**	**338**	**261**	**41**	**101**	**Total**	Aksaray TR712
964	860	3	599	338	261	41	101	City	
706	757	-	-	-	-	-	-	Village	
1 493	**1 137**	**2**	**432**	**234**	**198**	**46**	**28**	**Total**	Niğde TR713
743	462	2	432	234	198	46	28	City	
750	675	-	-	-	-	-	-	Village	
1 194	**1 099**	**3**	**684**	**369**	**315**	**55**	**47**	**Total**	Nevşehir TR714
700	640	2	418	226	192	41	33	City	
494	459	1	266	143	123	14	14	Village	
996	**877**	**3**	**388**	**210**	**178**	**33**	**60**	**Total**	Kırşehir TR715
764	664	3	388	210	178	33	60	City	
232	213	-	-	-	-	-	-	Village	
4 984	**4 530**	**16**	**3 954**	**2 145**	**1 809**	**415**	**456**	**Total**	Kayseri TR721
4 984	4 530	16	3 954	2 145	1 809	415	456	City	
-	-	-	-	-	-	-	-	Village	
2 252	**2 439**	**7**	**793**	**455**	**338**	**87**	**77**	**Total**	Sivas TR722
1 685	1 597	7	793	455	338	87	77	City	
567	842	-	-	-	-	-	-	Village	
1 659	**2 267**	**2**	**321**	**176**	**145**	**26**	**60**	**Total**	Yozgat TR723
1 164	1 385	2	321	176	145	26	60	City	
495	882	-	-	-	-	-	-	Village	
2 000	**1 505**	**4**	**772**	**402**	**370**	**96**	**89**	**Total**	Zonguldak TR811
1 248	830	4	772	402	370	96	89	City	
752	675	-	-	-	-	-	-	Village	
734	**575**	**3**	**412**	**223**	**189**	**36**	**41**	**Total**	Karabük TR812
656	515	3	412	223	189	36	41	City	
78	60	-	-	-	-	-	-	Village	
608	**652**	**2**	**300**	**149**	**151**	**25**	**22**	**Total**	Bartın TR813
283	276	2	300	149	151	25	22	City	
325	376	-	-	-	-	-	-	Village	
1 095	**1 090**	**3**	**278**	**158**	**120**	**28**	**34**	**Total**	Kastamonu TR821
833	757	3	278	158	120	28	34	City	
262	333	-	-	-	-	-	-	Village	
495	**574**	**1**	**138**	**83**	**55**	**14**	**15**	**Total**	Çankırı TR822
443	465	1	138	83	55	14	15	City	
52	109	-	-	-	-	-	-	Village	
633	**721**	-	-	-	-	-	-	**Total**	Sinop TR823
467	494	-	-	-	-	-	-	City	
166	227	-	-	-	-	-	-	Village	
4 767	**3 539**	**19**	**2 513**	**1 367**	**1 146**	**344**	**234**	**Total**	Samsun TR831
4 767	3 539	19	2 513	1 367	1 146	344	234	City	
-	-	-	-	-	-	-	-	Village	

(1) Total of teachers includes permanent and contractual teaching staff.

2.5.a İstatistiki Bölge Birimleri Sınıflaması 3. düzey resmi - özel ayrımında, yerleşim yerine göre ilkokullarda, okul, öğrenci, öğretmen ve derslik sayısı (devam)

[2016/'17 öğretim yılı]

		Toplam - Total						**Resmi** -			
			Öğrenci - Student						**Öğrenci** - Student		
İBBS 3. Düzey		**Okul** School	**Toplam** Total	**Erkek** Male	**Kadın** Female	**Öğretmen**[1] Teacher[1]	**Derslik** Classroom	**Okul** School	**Toplam** Total	**Erkek** Male	**Kadın** Female
TR832 Tokat	**Toplam**	**331**	**29 986**	**15 394**	**14 592**	**2 311**	**2 330**	**325**	**29 307**	**15 029**	**14 278**
	Şehir	105	22 550	11 548	11 002	1 531	1 346	99	21 871	11 183	10 688
	Köy	226	7 436	3 846	3 590	780	984	226	7 436	3 846	3 590
TR833 Çorum	**Toplam**	**232**	**26 894**	**13 849**	**13 045**	**1 832**	**1 966**	**226**	**26 444**	**13 605**	**12 839**
	Şehir	82	22 918	11 873	11 045	1 405	1 208	76	22 468	11 629	10 839
	Köy	150	3 976	1 976	2 000	427	758	150	3 976	1 976	2 000
TR834 Amasya	**Toplam**	**117**	**16 239**	**8 378**	**7 861**	**1 243**	**1 083**	**114**	**15 774**	**8 129**	**7 645**
	Şehir	57	13 525	6 950	6 575	950	769	54	13 060	6 701	6 359
	Köy	60	2 714	1 428	1 286	293	314	60	2 714	1 428	1 286
TR901 Trabzon	**Toplam**	**215**	**40 201**	**20 678**	**19 523**	**2 867**	**2 712**	**208**	**39 333**	**20 213**	**19 120**
	Şehir	215	40 201	20 678	19 523	2 867	2 712	208	39 333	20 213	19 120
	Köy	-	-	-	-	-	-	-	-	-	-
TR902 Ordu	**Toplam**	**208**	**37 174**	**19 188**	**17 986**	**2 544**	**2 034**	**202**	**36 280**	**18 695**	**17 585**
	Şehir	208	37 174	19 188	17 986	2 544	2 034	202	36 280	18 695	17 585
	Köy	-	-	-	-	-	-	-	-	-	-
TR903 Giresun	**Toplam**	**131**	**18 493**	**9 470**	**9 023**	**1 260**	**1 416**	**130**	**18 316**	**9 382**	**8 934**
	Şehir	51	14 712	7 560	7 152	879	841	51	14 712	7 560	7 152
	Köy	80	3 781	1 910	1 871	381	575	79	3 604	1 822	1 782
TR904 Rize	**Toplam**	**94**	**15 744**	**8 155**	**7 589**	**1 209**	**1 360**	**90**	**15 257**	**7 886**	**7 371**
	Şehir	50	13 370	6 877	6 493	946	997	47	12 953	6 650	6 303
	Köy	44	2 374	1 278	1 096	263	363	43	2 304	1 236	1 068
TR905 Artvin	**Toplam**	**57**	**7 034**	**3 589**	**3 445**	**550**	**682**	**57**	**7 034**	**3 589**	**3 445**
	Şehir	24	5 493	2 806	2 687	401	406	24	5 493	2 806	2 687
	Köy	33	1 541	783	758	149	276	33	1 541	783	758
TR906 Gümüşhane	**Toplam**	**62**	**5 546**	**2 754**	**2 792**	**413**	**346**	**61**	**5 477**	**2 716**	**2 761**
	Şehir	23	4 138	2 062	2 076	279	241	22	4 069	2 024	2 045
	Köy	39	1 408	692	716	134	105	39	1 408	692	716
TRA11 Erzurum	**Toplam**	**714**	**51 092**	**26 179**	**24 913**	**3 205**	**3 099**	**710**	**50 016**	**25 594**	**24 422**
	Şehir	714	51 092	26 179	24 913	3 205	3 099	710	50 016	25 594	24 422
	Köy	-	-	-	-	-	-	-	-	-	-
TRA12 Erzincan	**Toplam**	**105**	**11 177**	**5 677**	**5 500**	**941**	**871**	**102**	**10 844**	**5 494**	**5 350**
	Şehir	38	7 742	3 926	3 816	594	466	35	7 409	3 743	3 666
	Köy	67	3 435	1 751	1 684	347	405	67	3 435	1 751	1 684
TRA13 Bayburt	**Toplam**	**46**	**4 093**	**2 081**	**2 012**	**287**	**174**	**45**	**4 038**	**2 054**	**1 984**
	Şehir	17	2 731	1 351	1 380	185	107	16	2 676	1 324	1 352
	Köy	29	1 362	730	632	102	67	29	1 362	730	632
TRA21 Ağrı	**Toplam**	**613**	**53 114**	**27 201**	**25 913**	**2 710**	**3 352**	**611**	**52 798**	**27 028**	**25 770**
	Şehir	88	28 619	14 620	13 999	1 388	1 277	86	28 303	14 447	13 856
	Köy	525	24 495	12 581	11 914	1 322	2 075	525	24 495	12 581	11 914
TRA22 Kars	**Toplam**	**363**	**21 841**	**11 122**	**10 719**	**1 370**	**1 604**	**361**	**21 503**	**10 953**	**10 550**
	Şehir	52	9 232	4 669	4 563	570	534	50	8 894	4 500	4 394
	Köy	311	12 609	6 453	6 156	800	1 070	311	12 609	6 453	6 156
TRA23 Iğdır	**Toplam**	**142**	**15 414**	**7 935**	**7 479**	**912**	**932**	**140**	**15 194**	**7 813**	**7 381**
	Şehir	35	8 923	4 603	4 320	517	430	33	8 703	4 481	4 222
	Köy	107	6 491	3 332	3 159	395	502	107	6 491	3 332	3 159
TRA24 Ardahan	**Toplam**	**88**	**5 515**	**2 796**	**2 719**	**398**	**454**	**88**	**5 515**	**2 796**	**2 719**
	Şehir	18	2 526	1 273	1 253	171	141	18	2 526	1 273	1 253
	Köy	70	2 989	1 523	1 466	227	313	70	2 989	1 523	1 466

(1) Toplam öğretmen, kadrolu ve sözleşmeli öğretmenleri kapsar.

2.5.a Number of schools, students, teachers and classrooms in public and private primary schools by settlement place according to Statistical Regions Level 3 (continued)

[The educational year 2016/'17]

Public		Özel - Private							
			Öğrenci - Student						
Öğretmen[1] Teacher[1]	**Derslik** Classroom	**Okul** School	**Toplam** Total	**Erkek** Male	**Kadın** Female	**Öğretmen**[1] Teacher[1]	**Derslik** Classroom		SR Level 3
2 238	**2 255**	**6**	**679**	**365**	**314**	**73**	**75**	**Total**	Tokat TR832
1 458	1 271	6	679	365	314	73	75	City	
780	984	-	-	-	-	-	-	Village	
1 790	**1 904**	**6**	**450**	**244**	**206**	**42**	**62**	**Total**	Çorum TR833
1 363	1 146	6	450	244	206	42	62	City	
427	758	-	-	-	-	-	-	Village	
1 196	**1 057**	**3**	**465**	**249**	**216**	**47**	**26**	**Total**	Amasya TR834
903	743	3	465	249	216	47	26	City	
293	314	-	-	-	-	-	-	Village	
2 775	**2 591**	**7**	**868**	**465**	**403**	**92**	**121**	**Total**	Trabzon TR901
2 775	2 591	7	868	465	403	92	121	City	
-	-	-	-	-	-	-	-	Village	
2 426	**1 960**	**6**	**894**	**493**	**401**	**118**	**74**	**Total**	Ordu TR902
2 426	1 960	6	894	493	401	118	74	City	
-	-	-	-	-	-	-	-	Village	
1 244	**1 397**	**1**	**177**	**88**	**89**	**16**	**19**	**Total**	Giresun TR903
879	841	-	-	-	-	-	-	City	
365	556	1	177	88	89	16	19	Village	
1 161	**1 324**	**4**	**487**	**269**	**218**	**48**	**36**	**Total**	Rize TR904
908	966	3	417	227	190	38	31	City	
253	358	1	70	42	28	10	5	Village	
550	**682**	-	-	-	-	-	-	**Total**	Artvin TR905
401	406	-	-	-	-	-	-	City	
149	276	-	-	-	-	-	-	Village	
406	**320**	**1**	**69**	**38**	**31**	**7**	**26**	**Total**	Gümüşhane TR906
272	215	1	69	38	31	7	26	City	
134	105	-	-	-	-	-	-	Village	
3 157	**3 042**	**4**	**1 076**	**585**	**491**	**48**	**57**	**Total**	Erzurum TRA11
3 157	3 042	4	1 076	585	491	48	57	City	
-	-	-	-	-	-	-	-	Village	
863	**830**	**3**	**333**	**183**	**150**	**78**	**41**	**Total**	Erzincan TRA12
516	425	3	333	183	150	78	41	City	
347	405	-	-	-	-	-	-	Village	
287	**174**	**1**	**55**	**27**	**28**	-	-	**Total**	BayburtTRA13
185	107	1	55	27	28	-	-	City	
102	67	-	-	-	-	-	-	Village	
2 689	**3 313**	**2**	**316**	**173**	**143**	**21**	**39**	**Total**	Ağrı TRA21
1 367	1 238	2	316	173	143	21	39	City	
1 322	2 075	-	-	-	-	-	-	Village	
1 329	**1 575**	**2**	**338**	**169**	**169**	**41**	**29**	**Total**	Kars TRA22
529	505	2	338	169	169	41	29	City	
800	1 070	-	-	-	-	-	-	Village	
893	**920**	**2**	**220**	**122**	**98**	**19**	**12**	**Total**	Iğdır TRA23
498	418	2	220	122	98	19	12	City	
395	502	-	-	-	-	-	-	Village	
398	**454**	-	-	-	-	-	-	**Total**	Ardahan TRA24
171	141	-	-	-	-	-	-	City	
227	313	-	-	-	-	-	-	Village	

(1) Total of teachers includes permanent and contractual teaching staff.

2.5.a İstatistiki Bölge Birimleri Sınıflaması 3. düzey resmi - özel ayrımında, yerleşim yerine göre ilkokullarda, okul, öğrenci, öğretmen ve derslik sayısı (devam)

[2016/'17 öğretim yılı]

		Toplam - Total						**Resmi** -			
			Öğrenci - Student						**Öğrenci** - Student		
İBBS 3. Düzey		**Okul** School	**Toplam** Total	**Erkek** Male	**Kadın** Female	**Öğretmen**[1] Teacher[1]	**Derslik** Classroom	**Okul** School	**Toplam** Total	**Erkek** Male	**Kadın** Female
TRB11 Malatya	**Toplam**	**321**	**49 167**	**25 148**	**24 019**	**3 512**	**2 539**	**311**	**47 598**	**24 291**	**23 307**
	Şehir	321	49 167	25 148	24 019	3 512	2 539	311	47 598	24 291	23 307
	Köy	-	-	-	-	-	-	-	-	-	-
TRB12 Elazığ	**Toplam**	**211**	**34 616**	**17 881**	**16 735**	**2 320**	**1 734**	**203**	**33 791**	**17 424**	**16 367**
	Şehir	86	28 224	14 603	13 621	1 797	1 100	78	27 399	14 146	13 253
	Köy	125	6 392	3 278	3 114	523	634	125	6 392	3 278	3 114
TRB13 Bingöl	**Toplam**	**227**	**18 565**	**9 394**	**9 171**	**1 141**	**1 026**	**226**	**18 405**	**9 301**	**9 104**
	Şehir	43	11 713	5 937	5 776	701	477	42	11 553	5 844	5 709
	Köy	184	6 852	3 457	3 395	440	549	184	6 852	3 457	3 395
TRB14 Tunceli	**Toplam**	**28**	**2 714**	**1 384**	**1 330**	**248**	**288**	**27**	**2 592**	**1 320**	**1 272**
	Şehir	16	2 281	1 170	1 111	205	216	15	2 159	1 106	1 053
	Köy	12	433	214	219	43	72	12	433	214	219
TRB21 Van	**Toplam**	**879**	**107 627**	**54 883**	**52 744**	**5 503**	**5 433**	**875**	**106 651**	**54 319**	**52 332**
	Şehir	879	107 627	54 883	52 744	5 503	5 433	875	106 651	54 319	52 332
	Köy	-	-	-	-	-	-	-	-	-	-
TRB22 Muş	**Toplam**	**423**	**39 440**	**20 267**	**19 173**	**2 064**	**2 407**	**423**	**39 440**	**20 267**	**19 173**
	Şehir	61	15 639	8 100	7 539	825	794	61	15 639	8 100	7 539
	Köy	362	23 801	12 167	11 634	1 239	1 613	362	23 801	12 167	11 634
TRB23 Bitlis	**Toplam**	**446**	**30 595**	**15 758**	**14 837**	**1 825**	**2 282**	**445**	**30 445**	**15 672**	**14 773**
	Şehir	77	15 593	8 020	7 573	950	1 007	76	15 443	7 934	7 509
	Köy	369	15 002	7 738	7 264	875	1 275	369	15 002	7 738	7 264
TRB24 Hakkari	**Toplam**	**221**	**22 202**	**11 485**	**10 717**	**1 060**	**1 106**	**221**	**22 202**	**11 485**	**10 717**
	Şehir	44	12 431	6 444	5 987	625	525	44	12 431	6 444	5 987
	Köy	177	9 771	5 041	4 730	435	581	177	9 771	5 041	4 730
TRC11 Gaziantep	**Toplam**	**530**	**181 297**	**92 283**	**89 014**	**8 780**	**6 105**	**514**	**178 061**	**90 561**	**87 500**
	Şehir	530	181 297	92 283	89 014	8 780	6 105	514	178 061	90 561	87 500
	Köy	-	-	-	-	-	-	-	-	-	-
TRC12 Adıyaman	**Toplam**	**469**	**48 257**	**24 612**	**23 645**	**2 921**	**2 027**	**465**	**47 906**	**24 417**	**23 489**
	Şehir	84	32 043	16 401	15 642	1 771	1 097	80	31 692	16 206	15 486
	Köy	385	16 214	8 211	8 003	1 150	930	385	16 214	8 211	8 003
TRC13 Kilis	**Toplam**	**96**	**12 263**	**6 373**	**5 890**	**618**	**524**	**95**	**12 184**	**6 326**	**5 858**
	Şehir	28	9 043	4 711	4 332	453	337	27	8 964	4 664	4 300
	Köy	68	3 220	1 662	1 558	165	187	68	3 220	1 662	1 558
TRC21 Şanlıurfa	**Toplam**	**1 291**	**219 483**	**111 841**	**107 642**	**8 977**	**7 333**	**1 280**	**218 174**	**111 110**	**107 064**
	Şehir	1 291	219 483	111 841	107 642	8 977	7 333	1 280	218 174	111 110	107 064
	Köy	-	-	-	-	-	-	-	-	-	-
TRC22 Diyarbakır	**Toplam**	**966**	**148 450**	**75 981**	**72 469**	**7 384**	**6 263**	**940**	**144 420**	**73 780**	**70 640**
	Şehir	966	148 450	75 981	72 469	7 384	6 263	940	144 420	73 780	70 640
	Köy	-	-	-	-	-	-	-	-	-	-
TRC31 Mardin	**Toplam**	**604**	**75 672**	**38 554**	**37 118**	**3 751**	**3 278**	**601**	**75 409**	**38 405**	**37 004**
	Şehir	604	75 672	38 554	37 118	3 751	3 278	601	75 409	38 405	37 004
	Köy	-	-	-	-	-	-	-	-	-	-
TRC32 Batman	**Toplam**	**400**	**54 220**	**27 712**	**26 508**	**2 722**	**2 711**	**391**	**53 118**	**27 105**	**26 013**
	Şehir	91	42 800	21 901	20 899	1 950	1 503	82	41 698	21 294	20 404
	Köy	309	11 420	5 811	5 609	772	1 208	309	11 420	5 811	5 609
TRC33 Şırnak	**Toplam**	**299**	**52 026**	**26 800**	**25 226**	**2 116**	**1 906**	**297**	**51 873**	**26 702**	**25 171**
	Şehir	65	30 065	15 427	14 638	1 115	869	63	29 912	15 329	14 583
	Köy	234	21 961	11 373	10 588	1 001	1 037	234	21 961	11 373	10 588
TRC34 Siirt	**Toplam**	**305**	**31 346**	**15 912**	**15 434**	**1 641**	**1 838**	**303**	**31 141**	**15 804**	**15 337**
	Şehir	57	19 082	9 678	9 404	973	894	55	18 877	9 570	9 307
	Köy	248	12 264	6 234	6 030	668	944	248	12 264	6 234	6 030

(1) Toplam öğretmen, kadrolu ve sözleşmeli öğretmenleri kapsar.

2.5.a Number of schools, students, teachers and classrooms in public and private primary schools by settlement place according to Statistical Regions Level 3 (continued)

[The educational year 2016/'17]

Public		Özel - Private							
			Öğrenci - Student						
Öğretmen[1] Teacher[1]	**Derslik** Classroom	**Okul** School	**Toplam** Total	**Erkek** Male	**Kadın** Female	**Öğretmen**[1] Teacher[1]	**Derslik** Classroom		SR Level 3
3 339	**2 468**	**10**	**1 569**	**857**	**712**	**173**	**71**	**Total**	Malatya TRB11
3 339	2 468	10	1 569	857	712	173	71	City	
-	-	-	-	-	-	-	-	Village	
2 219	**1 636**	**8**	**825**	**457**	**368**	**101**	**98**	**Total**	Elazığ TRB12
1 696	1 002	8	825	457	368	101	98	City	
523	634	-	-	-	-	-	-	Village	
1 129	**1 026**	**1**	**160**	**93**	**67**	**12**	**-**	**Total**	Bingöl TRB13
689	477	1	160	93	67	12	-	City	
440	549	-	-	-	-	-	-	Village	
229	**265**	**1**	**122**	**64**	**58**	**19**	**23**	**Total**	Tunceli TRB14
186	193	1	122	64	58	19	23	City	
43	72	-	-	-	-	-	-	Village	
5 402	**5 305**	**4**	**976**	**564**	**412**	**101**	**128**	**Total**	Van TRB21
5 402	5 305	4	976	564	412	101	128	City	
-	-	-	-	-	-	-	-	Village	
2 064	**2 407**	**-**	**-**	**-**	**-**	**-**	**-**	**Total**	Muş TRB22
825	794	-	-	-	-	-	-	City	
1 239	1 613	-	-	-	-	-	-	Village	
1 825	**2 265**	**1**	**150**	**86**	**64**	**-**	**17**	**Total**	Bitlis TRB23
950	990	1	150	86	64	-	17	City	
875	1 275	-	-	-	-	-	-	Village	
1 060	**1 106**	**-**	**-**	**-**	**-**	**-**	**-**	**Total**	Hakkari TRB24
625	525	-	-	-	-	-	-	City	
435	581	-	-	-	-	-	-	Village	
8 474	**5 812**	**16**	**3 236**	**1 722**	**1 514**	**306**	**293**	**Total**	Gaziantep TRC11
8 474	5 812	16	3 236	1 722	1 514	306	293	City	
-	-	-	-	-	-	-	-	Village	
2 890	**1 981**	**4**	**351**	**195**	**156**	**31**	**46**	**Total**	Adıyaman TRC12
1 740	1 051	4	351	195	156	31	46	City	
1 150	930	-	-	-	-	-	-	Village	
613	**519**	**1**	**79**	**47**	**32**	**5**	**5**	**Total**	Kilis TRC13
448	332	1	79	47	32	5	5	City	
165	187	-	-	-	-	-	-	Village	
8 864	**7 213**	**11**	**1 309**	**731**	**578**	**113**	**120**	**Total**	Şanlıurfa TRC21
8 864	7 213	11	1 309	731	578	113	120	City	
-	-	-	-	-	-	-	-	Village	
7 102	**5 929**	**26**	**4 030**	**2 201**	**1 829**	**282**	**334**	**Total**	Diyarbakır TRC22
7 102	5 929	26	4 030	2 201	1 829	282	334	City	
-	-	-	-	-	-	-	-	Village	
3 722	**3 242**	**3**	**263**	**149**	**114**	**29**	**36**	**Total**	Mardin TRC31
3 722	3 242	3	263	149	114	29	36	City	
-	-	-	-	-	-	-	-	Village	
2 654	**2 514**	**9**	**1 102**	**607**	**495**	**68**	**197**	**Total**	Batman TRC32
1 882	1 306	9	1 102	607	495	68	197	City	
772	1 208	-	-	-	-	-	-	Village	
2 089	**1 874**	**2**	**153**	**98**	**55**	**27**	**32**	**Total**	Şırnak TRC33
1 088	837	2	153	98	55	27	32	City	
1 001	1 037	-	-	-	-	-	-	Village	
1 617	**1 803**	**2**	**205**	**108**	**97**	**24**	**35**	**Total**	Siirt TRC34
949	859	2	205	108	97	24	35	City	
668	944	-	-	-	-	-	-	Village	

(1) Total of teachers includes permanent and contractual teaching staff.

2.5.b İstatistiki Bölge Birimleri Sınıflaması 3. düzey resmi - özel ayrımında, yerleşim yerine göre ortaokullarda, okul, öğrenci, öğretmen ve derslik sayısı

[2016/'17 öğretim yılı]

		Toplam - Total						**Resmi** -			
			Öğrenci - Student						**Öğrenci** - Student		
İBBS 3. Düzey		**Okul** School	**Toplam** Total	**Erkek** Male	**Kadın** Female	**Öğretmen**[1] Teacher[1]	**Derslik** Classroom	**Okul** School	**Toplam** Total	**Erkek** Male	**Kadın** Female
TR Türkiye	**Toplam**	**17 879**	**5 554 415**	**2 827 822**	**2 726 593**	**324 350**	**177 136**	**16 398**	**5 066 780**	**2 594 879**	**2 471 901**
	Şehir	**15 013**	**5 225 737**	**2 660 972**	**2 564 765**	**301 518**	**160 848**	**13 539**	**4 739 613**	**2 428 846**	**2 310 767**
	Köy	**2 866**	**328 678**	**166 850**	**161 828**	**22 832**	**16 288**	**2 859**	**327 167**	**166 033**	**161 134**
TR100 İstanbul	**Toplam**	**1 532**	**961 824**	**490 447**	**471 377**	**43 501**	**23 734**	**1 078**	**819 352**	**420 468**	**398 884**
	Şehir	1 532	961 824	490 447	471 377	43 501	23 734	1 078	819 352	420 468	398 884
	Köy	-	-	-	-	-	-	-	-	-	-
TR211 Tekirdağ	**Toplam**	**154**	**60 433**	**30 963**	**29 470**	**3 221**	**1 568**	**137**	**54 627**	**28 223**	**26 404**
	Şehir	154	60 433	30 963	29 470	3 221	1 568	137	54 627	28 223	26 404
	Köy	-	-	-	-	-	-	-	-	-	-
TR212 Edirne	**Toplam**	**91**	**18 348**	**9 347**	**9 001**	**1 403**	**762**	**86**	**16 785**	**8 578**	**8 207**
	Şehir	57	15 676	8 010	7 666	1 162	614	52	14 113	7 241	6 872
	Köy	34	2 672	1 337	1 335	241	148	34	2 672	1 337	1 335
TR213 Kırklareli	**Toplam**	**75**	**16 610**	**8 532**	**8 078**	**1 048**	**700**	**72**	**15 414**	**7 923**	**7 491**
	Şehir	44	14 035	7 161	6 874	843	503	41	12 839	6 552	6 287
	Köy	31	2 575	1 371	1 204	205	197	31	2 575	1 371	1 204
TR221 Balıkesir	**Toplam**	**253**	**62 490**	**31 823**	**30 667**	**4 618**	**2 634**	**239**	**58 258**	**29 970**	**28 288**
	Şehir	253	62 490	31 823	30 667	4 618	2 634	239	58 258	29 970	28 288
	Köy	-	-	-	-	-	-	-	-	-	-
TR222 Çanakkale	**Toplam**	**100**	**24 196**	**12 290**	**11 906**	**1 776**	**879**	**94**	**22 515**	**11 578**	**10 937**
	Şehir	57	18 070	9 148	8 922	1 198	616	52	16 618	8 554	8 064
	Köy	43	6 126	3 142	2 984	578	263	42	5 897	3 024	2 873
TR310 İzmir	**Toplam**	**623**	**237 190**	**119 762**	**117 428**	**15 313**	**7 364**	**527**	**202 877**	**103 901**	**98 976**
	Şehir	623	237 190	119 762	117 428	15 313	7 364	527	202 877	103 901	98 976
	Köy	-	-	-	-	-	-	-	-	-	-
TR321 Aydın	**Toplam**	**243**	**60 508**	**30 861**	**29 647**	**4 478**	**2 574**	**219**	**54 307**	**27 873**	**26 434**
	Şehir	243	60 508	30 861	29 647	4 478	2 574	219	54 307	27 873	26 434
	Köy	-	-	-	-	-	-	-	-	-	-
TR322 Denizli	**Toplam**	**252**	**61 604**	**31 556**	**30 048**	**4 607**	**2 596**	**230**	**56 958**	**29 332**	**27 626**
	Şehir	252	61 604	31 556	30 048	4 607	2 596	230	56 958	29 332	27 626
	Köy	-	-	-	-	-	-	-	-	-	-
TR323 Muğla	**Toplam**	**231**	**50 664**	**25 907**	**24 757**	**3 921**	**2 120**	**210**	**44 729**	**23 070**	**21 659**
	Şehir	231	50 664	25 907	24 757	3 921	2 120	210	44 729	23 070	21 659
	Köy	-	-	-	-	-	-	-	-	-	-
TR331 Manisa	**Toplam**	**320**	**85 467**	**43 871**	**41 596**	**5 827**	**3 343**	**301**	**79 294**	**40 819**	**38 475**
	Şehir	320	85 467	43 871	41 596	5 827	3 343	301	79 294	40 819	38 475
	Köy	-	-	-	-	-	-	-	-	-	-
TR332 Afyonkarahisar	**Toplam**	**285**	**47 644**	**24 201**	**23 443**	**3 387**	**2 251**	**276**	**45 264**	**23 041**	**22 223**
	Şehir	130	31 531	16 107	15 424	2 118	1 306	121	29 151	14 947	14 204
	Köy	155	16 113	8 094	8 019	1 269	945	155	16 113	8 094	8 019
TR333 Kütahya	**Toplam**	**164**	**31 879**	**16 321**	**15 558**	**2 331**	**1 613**	**154**	**28 994**	**14 935**	**14 059**
	Şehir	99	26 297	13 485	12 812	1 760	1 164	89	23 412	12 099	11 313
	Köy	65	5 582	2 836	2 746	571	449	65	5 582	2 836	2 746
TR334 Uşak	**Toplam**	**91**	**20 866**	**10 702**	**10 164**	**1 501**	**936**	**88**	**19 535**	**10 058**	**9 477**
	Şehir	45	17 263	8 903	8 360	1 148	676	42	15 932	8 259	7 673
	Köy	46	3 603	1 799	1 804	353	260	46	3 603	1 799	1 804
TR411 Bursa	**Toplam**	**479**	**184 286**	**94 033**	**90 253**	**10 174**	**4 677**	**418**	**164 593**	**84 684**	**79 909**
	Şehir	479	184 286	94 033	90 253	10 174	4 677	418	164 593	84 684	79 909
	Köy	-	-	-	-	-	-	-	-	-	-

Not. Açıköğretim öğrenci sayıları 2016-2017 eğitim öğretim yılı 1., 2. ve 3. dönem yeni kayıt yaptıran ve kayıt yenileyen aktif öğrencileri kapsar.

(1) Toplam öğretmen, kadrolu ve sözleşmeli öğretmenleri kapsar.

2.5.b Number of schools, students, teachers and classrooms in public and private lower secondary schools by settlement place according to Statistical Regions Level 3

[The educational year 2016/'17]

Public		Özel - Private						Açık Öğretim Ortaokulu Open Lower Secondary School				
			Öğrenci - Student						Öğrenci - Student			
Öğretmen[(1)] Teacher[(1)]	**Derslik** Classroom	**Okul** School	**Toplam** Total	**Erkek** Male	**Kadın** Female	**Öğretmen**[(1)] Teacher[(1)]	**Derslik** Classroom	**Toplam** Total	**Erkek** Male	**Kadın** Female		SR Level 3
295 575	**159 464**	**1 481**	**288 766**	**155 819**	**132 947**	**28 775**	**17 672**	**198 869**	**77 124**	**121 745**	**Total**	Turkey TR
272 887	**143 244**	**1 474**	**287 255**	**155 002**	**132 253**	**28 631**	**17 604**	**198 869**	**77 124**	**121 745**	**City**	
22 688	**16 220**	**7**	**1 511**	**817**	**694**	**144**	**68**	-	-	-	**Village**	
34 178	**19 068**	**454**	**90 108**	**48 279**	**41 829**	**9 323**	**4 666**	**52 364**	**21 700**	**30 664**	**Total**	İstanbul TR100
34 178	19 068	454	90 108	48 279	41 829	9 323	4 666	52 364	21 700	30 664	City	
-	-	-	-	-	-	-	-	-	-	-	Village	
2 951	**1 388**	**17**	**2 979**	**1 643**	**1 336**	**270**	**180**	**2 827**	**1 097**	**1 730**	**Total**	Tekirdağ TR211
2 951	1 388	17	2 979	1 643	1 336	270	180	2 827	1 097	1 730	City	
-	-	-	-	-	-	-	-	-	-	-	Village	
1 283	**721**	**5**	**1 064**	**550**	**514**	**120**	**41**	**499**	**219**	**280**	**Total**	Edirne TR212
1 042	573	5	1 064	550	514	120	41	499	219	280	City	
241	148	-	-	-	-	-	-	-	-	-	Village	
988	**676**	**3**	**549**	**287**	**262**	**60**	**24**	**647**	**322**	**325**	**Total**	Kırklareli TR213
783	479	3	549	287	262	60	24	647	322	325	City	
205	197	-	-	-	-	-	-	-	-	-	Village	
4 369	**2 486**	**14**	**2 193**	**1 131**	**1 062**	**249**	**148**	**2 039**	**722**	**1 317**	**Total**	Balıkesir TR221
4 369	2 486	14	2 193	1 131	1 062	249	148	2 039	722	1 317	City	
-	-	-	-	-	-	-	-	-	-	-	Village	
1 695	**861**	**6**	**809**	**418**	**391**	**81**	**18**	**872**	**294**	**578**	**Total**	Çanakkale TR222
1 148	598	5	580	300	280	50	18	872	294	578	City	
547	263	1	229	118	111	31	-	-	-	-	Village	
13 244	**6 190**	**96**	**17 979**	**9 536**	**8 443**	**2 069**	**1 174**	**16 334**	**6 325**	**10 009**	**Total**	İzmir TR310
13 244	6 190	96	17 979	9 536	8 443	2 069	1 174	16 334	6 325	10 009	City	
-	-	-	-	-	-	-	-	-	-	-	Village	
4 057	**2 306**	**24**	**4 369**	**2 321**	**2 048**	**421**	**268**	**1 832**	**667**	**1 165**	**Total**	Aydın TR321
4 057	2 306	24	4 369	2 321	2 048	421	268	1 832	667	1 165	City	
-	-	-	-	-	-	-	-	-	-	-	Village	
4 224	**2 397**	**22**	**3 206**	**1 722**	**1 484**	**383**	**199**	**1 440**	**502**	**938**	**Total**	Denizli TR322
4 224	2 397	22	3 206	1 722	1 484	383	199	1 440	502	938	City	
-	-	-	-	-	-	-	-	-	-	-	Village	
3 469	**1 854**	**21**	**3 929**	**2 035**	**1 894**	**452**	**266**	**2 006**	**802**	**1 204**	**Total**	Muğla TR323
3 469	1 854	21	3 929	2 035	1 894	452	266	2 006	802	1 204	City	
-	-	-	-	-	-	-	-	-	-	-	Village	
5 439	**3 095**	**19**	**4 077**	**2 204**	**1 873**	**388**	**248**	**2 096**	**848**	**1 248**	**Total**	Manisa TR331
5 439	3 095	19	4 077	2 204	1 873	388	248	2 096	848	1 248	City	
-	-	-	-	-	-	-	-	-	-	-	Village	
3 275	**2 171**	**9**	**1 265**	**707**	**558**	**112**	**80**	**1 115**	**453**	**662**	**Total**	AfyonkarahisarTR332
2 006	1 226	9	1 265	707	558	112	80	1 115	453	662	City	
1 269	945	-	-	-	-	-	-	-	-	-	Village	
2 178	**1 449**	**10**	**2 039**	**1 145**	**894**	**153**	**164**	**846**	**241**	**605**	**Total**	Kütahya TR333
1 607	1 000	10	2 039	1 145	894	153	164	846	241	605	City	
571	449	-	-	-	-	-	-	-	-	-	Village	
1 438	**886**	**3**	**699**	**403**	**296**	**63**	**50**	**632**	**241**	**391**	**Total**	Uşak TR334
1 085	626	3	699	403	296	63	50	632	241	391	City	
353	260	-	-	-	-	-	-	-	-	-	Village	
8 691	**3 847**	**61**	**13 865**	**7 540**	**6 325**	**1 483**	**830**	**5 828**	**1 809**	**4 019**	**Total**	Bursa TR411
8 691	3 847	61	13 865	7 540	6 325	1 483	830	5 828	1 809	4 019	City	
-	-	-	-	-	-	-	-	-	-	-	Village	

Note. The number of open education students include the active students who are new entrants or who have renewed registration as of 1., 2. and 3. semester in the educational year 2016-2017.

(1) Total of teachers includes permanent and contractual teaching staff.

2.5.b İstatistiki Bölge Birimleri Sınıflaması 3. düzey resmi - özel ayrımında, yerleşim yerine göre ortaokullarda, okul, öğrenci, öğretmen ve derslik sayısı (devam)

[2016/'17 öğretim yılı]

		Toplam - Total						**Resmi** -			
			Öğrenci - Student						**Öğrenci** - Student		
İBBS 3. Düzey		**Okul** School	**Toplam** Total	**Erkek** Male	**Kadın** Female	**Öğretmen**[1] Teacher[1]	**Derslik** Classroom	**Okul** School	**Toplam** Total	**Erkek** Male	**Kadın** Female
TR412 Eskişehir	**Toplam**	**127**	**44 624**	**22 463**	**22 161**	**3 182**	**1 383**	**116**	**40 451**	**20 625**	**19 826**
	Şehir	127	44 624	22 463	22 161	3 182	1 383	116	40 451	20 625	19 826
	Köy	-	-	-	-	-	-	-	-	-	-
TR413 Bilecik	**Toplam**	**56**	**12 038**	**6 200**	**5 838**	**802**	**468**	**55**	**11 504**	**5 942**	**5 562**
	Şehir	43	11 111	5 757	5 354	684	418	42	10 577	5 499	5 078
	Köy	13	927	443	484	118	50	13	927	443	484
TR421 Kocaeli	**Toplam**	**319**	**122 591**	**62 510**	**60 081**	**7 343**	**4 134**	**283**	**110 664**	**57 100**	**53 564**
	Şehir	319	122 591	62 510	60 081	7 343	4 134	283	110 664	57 100	53 564
	Köy	-	-	-	-	-	-	-	-	-	-
TR422 Sakarya	**Toplam**	**254**	**63 196**	**31 990**	**31 206**	**3 890**	**2 794**	**239**	**56 835**	**29 049**	**27 786**
	Şehir	254	63 196	31 990	31 206	3 890	2 794	239	56 835	29 049	27 786
	Köy	-	-	-	-	-	-	-	-	-	-
TR423 Düzce	**Toplam**	**104**	**22 936**	**11 449**	**11 487**	**1 609**	**870**	**98**	**21 425**	**10 831**	**10 594**
	Şehir	62	18 510	9 167	9 343	1 188	695	59	17 610	8 867	8 743
	Köy	42	4 426	2 282	2 144	421	175	39	3 815	1 964	1 851
TR424 Bolu	**Toplam**	**76**	**15 631**	**7 903**	**7 728**	**1 216**	**587**	**72**	**14 799**	**7 544**	**7 255**
	Şehir	58	13 870	7 007	6 863	1 051	501	54	13 038	6 648	6 390
	Köy	18	1 761	896	865	165	86	18	1 761	896	865
TR425 Yalova	**Toplam**	**62**	**13 771**	**6 988**	**6 783**	**958**	**590**	**57**	**12 230**	**6 277**	**5 953**
	Şehir	37	10 796	5 539	5 257	732	483	32	9 255	4 828	4 427
	Köy	25	2 975	1 449	1 526	226	107	25	2 975	1 449	1 526
TR510 Ankara	**Toplam**	**740**	**327 854**	**165 680**	**162 174**	**20 720**	**10 969**	**570**	**281 171**	**143 841**	**137 330**
	Şehir	740	327 854	165 680	162 174	20 720	10 969	570	281 171	143 841	137 330
	Köy	-	-	-	-	-	-	-	-	-	-
TR521 Konya	**Toplam**	**591**	**159 031**	**80 851**	**78 180**	**10 410**	**5 425**	**560**	**147 862**	**75 537**	**72 325**
	Şehir	591	159 031	80 851	78 180	10 410	5 425	560	147 862	75 537	72 325
	Köy	-	-	-	-	-	-	-	-	-	-
TR522 Karaman	**Toplam**	**75**	**16 801**	**8 558**	**8 243**	**1 059**	**691**	**71**	**15 398**	**7 870**	**7 528**
	Şehir	47	13 908	7 119	6 789	839	552	43	12 505	6 431	6 074
	Köy	28	2 893	1 439	1 454	220	139	28	2 893	1 439	1 454
TR611 Antalya	**Toplam**	**566**	**150 324**	**76 409**	**73 915**	**9 402**	**4 530**	**504**	**133 042**	**68 332**	**64 710**
	Şehir	566	150 324	76 409	73 915	9 402	4 530	504	133 042	68 332	64 710
	Köy	-	-	-	-	-	-	-	-	-	-
TR612 Isparta	**Toplam**	**133**	**24 757**	**12 720**	**12 037**	**1 970**	**1 530**	**127**	**23 218**	**12 015**	**11 203**
	Şehir	75	20 374	10 434	9 940	1 471	999	69	18 835	9 729	9 106
	Köy	58	4 383	2 286	2 097	499	531	58	4 383	2 286	2 097
TR613 Burdur	**Toplam**	**96**	**14 260**	**7 272**	**6 988**	**1 261**	**692**	**94**	**13 585**	**6 969**	**6 616**
	Şehir	58	11 361	5 836	5 525	908	527	56	10 686	5 533	5 153
	Köy	38	2 899	1 436	1 463	353	165	38	2 899	1 436	1 463
TR621 Adana	**Toplam**	**357**	**163 917**	**83 657**	**80 260**	**9 588**	**4 311**	**332**	**151 590**	**77 752**	**73 838**
	Şehir	357	163 917	83 657	80 260	9 588	4 311	332	151 590	77 752	73 838
	Köy	-	-	-	-	-	-	-	-	-	-
TR622 Mersin	**Toplam**	**388**	**126 535**	**64 388**	**62 147**	**8 263**	**2 897**	**354**	**118 456**	**60 578**	**57 878**
	Şehir	388	126 535	64 388	62 147	8 263	2 897	354	118 456	60 578	57 878
	Köy	-	-	-	-	-	-	-	-	-	-
TR631 Hatay	**Toplam**	**440**	**127 025**	**64 391**	**62 634**	**7 123**	**3 574**	**414**	**120 133**	**61 123**	**59 010**
	Şehir	440	127 025	64 391	62 634	7 123	3 574	414	120 133	61 123	59 010
	Köy	-	-	-	-	-	-	-	-	-	-
TR632 Kahramanmaraş	**Toplam**	**318**	**97 489**	**49 852**	**47 637**	**5 174**	**3 270**	**307**	**92 813**	**47 658**	**45 155**
	Şehir	318	97 489	49 852	47 637	5 174	3 270	307	92 813	47 658	45 155
	Köy	-	-	-	-	-	-	-	-	-	-

Not. Açıköğretim öğrenci sayıları 2016-2017 eğitim öğretim yılı 1., 2. ve 3. dönem yeni kayıt yaptıran ve kayıt yenileyen aktif öğrencileri kapsar.

(1) Toplam öğretmen, kadrolu ve sözleşmeli öğretmenleri kapsar.

2.5.b Number of schools, students, teachers and classrooms in public and private lower secondary schools by settlement place according to Statististical Regions Level 3 (continued)

[The educational year 2016/'17]

Public		Özel - Private						Açık Öğretim Ortaokulu Open Lower Secondary School				
			Öğrenci - Student					Öğrenci - Student				
Öğretmen[1] Teacher[1]	Derslik Classroom	Okul School	Toplam Total	Erkek Male	Kadın Female	Öğretmen[1] Teacher[1]	Derslik Classroom	Toplam Total	Erkek Male	Kadın Female		SR Level 3
2 973	**1 285**	**11**	**2 592**	**1 368**	**1 224**	**209**	**98**	**1 581**	**470**	**1 111**	**Total**	Eskişehir TR412
2 973	1 285	11	2 592	1 368	1 224	209	98	1 581	470	1 111	City	
-	-	-	-	-	-	-	-	-	-	-	Village	
784	**458**	**1**	**83**	**57**	**26**	**18**	**10**	**451**	**201**	**250**	**Total**	Bilecik TR413
666	408	1	83	57	26	18	10	451	201	250	City	
118	50	-	-	-	-	-	-	-	-	-	Village	
6 740	**3 619**	**36**	**6 630**	**3 613**	**3 017**	**603**	**515**	**5 297**	**1 797**	**3 500**	**Total**	Kocaeli TR421
6 740	3 619	36	6 630	3 613	3 017	603	515	5 297	1 797	3 500	City	
-	-	-	-	-	-	-	-	-	-	-	Village	
3 552	**2 507**	**15**	**4 297**	**2 380**	**1 917**	**338**	**287**	**2 064**	**561**	**1 503**	**Total**	Sakarya TR422
3 552	2 507	15	4 297	2 380	1 917	338	287	2 064	561	1 503	City	
-	-	-	-	-	-	-	-	-	-	-	Village	
1 531	**824**	**6**	**836**	**439**	**397**	**78**	**46**	**675**	**179**	**496**	**Total**	Düzce TR423
1 164	680	3	225	121	104	24	15	675	179	496	City	
367	144	3	611	318	293	54	31	-	-	-	Village	
1 164	**566**	**4**	**316**	**169**	**147**	**52**	**21**	**516**	**190**	**326**	**Total**	Bolu TR424
999	480	4	316	169	147	52	21	516	190	326	City	
165	86	-	-	-	-	-	-	-	-	-	Village	
870	**502**	**5**	**1 021**	**542**	**479**	**88**	**88**	**520**	**169**	**351**	**Total**	Yalova TR425
644	395	5	1 021	542	479	88	88	520	169	351	City	
226	107	-	-	-	-	-	-	-	-	-	Village	
17 289	**8 508**	**170**	**33 269**	**17 558**	**15 711**	**3 431**	**2 461**	**13 414**	**4 281**	**9 133**	**Total**	Ankara TR510
17 289	8 508	170	33 269	17 558	15 711	3 431	2 461	13 414	4 281	9 133	City	
-	-	-	-	-	-	-	-	-	-	-	Village	
9 777	**5 161**	**31**	**6 715**	**3 644**	**3 071**	**633**	**264**	**4 454**	**1 670**	**2 784**	**Total**	Konya TR521
9 777	5 161	31	6 715	3 644	3 071	633	264	4 454	1 670	2 784	City	
-	-	-	-	-	-	-	-	-	-	-	Village	
987	**597**	**4**	**989**	**529**	**460**	**72**	**94**	**414**	**159**	**255**	**Total**	Karaman TR522
767	458	4	989	529	460	72	94	414	159	255	City	
220	139	-	-	-	-	-	-	-	-	-	Village	
8 275	**3 695**	**62**	**10 716**	**5 720**	**4 996**	**1 127**	**835**	**6 566**	**2 357**	**4 209**	**Total**	Antalya TR611
8 275	3 695	62	10 716	5 720	4 996	1 127	835	6 566	2 357	4 209	City	
-	-	-	-	-	-	-	-	-	-	-	Village	
1 899	**1 483**	**6**	**874**	**500**	**374**	**71**	**47**	**665**	**205**	**460**	**Total**	Isparta TR612
1 400	952	6	874	500	374	71	47	665	205	460	City	
499	531	-	-	-	-	-	-	-	-	-	Village	
1 251	**666**	**2**	**285**	**149**	**136**	**10**	**26**	**390**	**154**	**236**	**Total**	Burdur TR613
898	501	2	285	149	136	10	26	390	154	236	City	
353	165	-	-	-	-	-	-	-	-	-	Village	
8 916	**3 872**	**25**	**7 865**	**4 181**	**3 684**	**672**	**439**	**4 462**	**1 724**	**2 738**	**Total**	Adana TR621
8 916	3 872	25	7 865	4 181	3 684	672	439	4 462	1 724	2 738	City	
-	-	-	-	-	-	-	-	-	-	-	Village	
7 726	**2 546**	**34**	**4 996**	**2 696**	**2 300**	**537**	**351**	**3 083**	**1 114**	**1 969**	**Total**	Mersin TR622
7 726	2 546	34	4 996	2 696	2 300	537	351	3 083	1 114	1 969	City	
-	-	-	-	-	-	-	-	-	-	-	Village	
6 701	**3 200**	**26**	**4 344**	**2 370**	**1 974**	**422**	**374**	**2 548**	**898**	**1 650**	**Total**	Hatay TR631
6 701	3 200	26	4 344	2 370	1 974	422	374	2 548	898	1 650	City	
-	-	-	-	-	-	-	-	-	-	-	Village	
4 977	**3 010**	**11**	**2 588**	**1 460**	**1 128**	**197**	**260**	**2 088**	**734**	**1 354**	**Total**	Kahramanmaraş TR632
4 977	3 010	11	2 588	1 460	1 128	197	260	2 088	734	1 354	City	
-	-	-	-	-	-	-	-	-	-	-	Village	

Note. The number of open education students include the active students who are new entrants or who have renewed registration as of 1., 2. and 3. semester in the educational year 2016-2017.

(1) Total of teachers includes permanent and contractual teaching staff.

2.5.b İstatistiki Bölge Birimleri Sınıflaması 3. düzey resmi - özel ayrımında, yerleşim yerine göre ortaokullarda, okul, öğrenci, öğretmen ve derslik sayısı (devam)

[2016/'17 öğretim yılı]

		Toplam - Total						**Resmi** -			
			Öğrenci - Student						**Öğrenci** - Student		
İBBS 3. Düzey		**Okul** School	**Toplam** Total	**Erkek** Male	**Kadın** Female	**Öğretmen**[1] Teacher[1]	**Derslik** Classroom	**Okul** School	**Toplam** Total	**Erkek** Male	**Kadın** Female
TR633 Osmaniye	**Toplam**	**126**	**43 135**	**22 132**	**21 003**	**2 650**	**1 434**	**116**	**39 631**	**20 294**	**19 337**
	Şehir	76	36 825	18 927	17 898	2 176	1 159	66	33 321	17 089	16 232
	Köy	50	6 310	3 205	3 105	474	275	50	6 310	3 205	3 105
TR711 Kırıkkale	**Toplam**	**76**	**16 502**	**8 316**	**8 186**	**1 218**	**761**	**69**	**14 888**	**7 581**	**7 307**
	Şehir	59	15 497	7 762	7 735	1 105	706	52	13 883	7 027	6 856
	Köy	17	1 005	554	451	113	55	17	1 005	554	451
TR712 Aksaray	**Toplam**	**139**	**28 886**	**14 781**	**14 105**	**1 919**	**1 341**	**135**	**27 343**	**14 090**	**13 253**
	Şehir	66	20 150	10 386	9 764	1 272	837	62	18 607	9 695	8 912
	Köy	73	8 736	4 395	4 341	647	504	73	8 736	4 395	4 341
TR713 Niğde	**Toplam**	**135**	**26 189**	**13 413**	**12 776**	**1 804**	**1 493**	**133**	**25 185**	**12 927**	**12 258**
	Şehir	48	15 776	8 084	7 692	1 046	775	46	14 772	7 598	7 174
	Köy	87	10 413	5 329	5 084	758	718	87	10 413	5 329	5 084
TR714 Nevşehir	**Toplam**	**102**	**19 252**	**9 763**	**9 489**	**1 464**	**1 133**	**99**	**17 903**	**9 098**	**8 805**
	Şehir	42	13 282	6 656	6 626	935	652	40	12 288	6 191	6 097
	Köy	60	5 970	3 107	2 863	529	481	59	5 615	2 907	2 708
TR715 Kırşehir	**Toplam**	**75**	**13 375**	**6 823**	**6 552**	**1 203**	**634**	**72**	**12 456**	**6 361**	**6 095**
	Şehir	48	12 029	6 152	5 877	991	541	45	11 110	5 690	5 420
	Köy	27	1 346	671	675	212	93	27	1 346	671	675
TR721 Kayseri	**Toplam**	**314**	**101 915**	**51 566**	**50 349**	**6 123**	**2 363**	**296**	**93 510**	**47 758**	**45 752**
	Şehir	314	101 915	51 566	50 349	6 123	2 363	296	93 510	47 758	45 752
	Köy	-	-	-	-	-	-	-	-	-	-
TR722 Sivas	**Toplam**	**202**	**41 469**	**21 008**	**20 461**	**2 903**	**1 781**	**195**	**39 323**	**20 083**	**19 240**
	Şehir	123	34 333	17 427	16 906	2 343	1 365	116	32 187	16 502	15 685
	Köy	79	7 136	3 581	3 555	560	416	79	7 136	3 581	3 555
TR723 Yozgat	**Toplam**	**222**	**26 934**	**13 661**	**13 273**	**1 831**	**910**	**220**	**25 997**	**13 269**	**12 728**
	Şehir	106	20 350	10 387	9 963	1 412	634	104	19 413	9 995	9 418
	Köy	116	6 584	3 274	3 310	419	276	116	6 584	3 274	3 310
TR811 Zonguldak	**Toplam**	**128**	**34 341**	**17 391**	**16 950**	**2 261**	**1 642**	**124**	**32 408**	**16 581**	**15 827**
	Şehir	62	23 932	12 154	11 778	1 397	956	58	21 999	11 344	10 655
	Köy	66	10 409	5 237	5 172	864	686	66	10 409	5 237	5 172
TR812 Karabük	**Toplam**	**74**	**12 613**	**6 456**	**6 157**	**982**	**669**	**71**	**11 490**	**5 924**	**5 566**
	Şehir	62	11 779	6 009	5 770	894	597	59	10 656	5 477	5 179
	Köy	12	834	447	387	88	72	12	834	447	387
TR813 Bartın	**Toplam**	**49**	**10 310**	**5 332**	**4 978**	**784**	**617**	**47**	**9 597**	**5 041**	**4 556**
	Şehir	20	6 111	3 191	2 920	409	288	18	5 398	2 900	2 498
	Köy	29	4 199	2 141	2 058	375	329	29	4 199	2 141	2 058
TR821 Kastamonu	**Toplam**	**110**	**20 058**	**9 957**	**10 101**	**1 455**	**892**	**107**	**18 907**	**9 583**	**9 324**
	Şehir	75	16 653	8 244	8 409	1 159	708	72	15 502	7 870	7 632
	Köy	35	3 405	1 713	1 692	296	184	35	3 405	1 713	1 692
TR822 Çankırı	**Toplam**	**54**	**9 562**	**4 785**	**4 777**	**616**	**498**	**54**	**9 224**	**4 646**	**4 578**
	Şehir	45	9 132	4 595	4 537	580	464	45	8 794	4 456	4 338
	Köy	9	430	190	240	36	34	9	430	190	240
TR823 Sinop	**Toplam**	**48**	**11 044**	**5 576**	**5 468**	**840**	**490**	**48**	**10 629**	**5 434**	**5 195**
	Şehir	35	9 614	4 890	4 724	711	404	35	9 199	4 748	4 451
	Köy	13	1 430	686	744	129	86	13	1 430	686	744
TR831 Samsun	**Toplam**	**315**	**82 698**	**41 972**	**40 726**	**6 091**	**3 446**	**294**	**76 496**	**39 136**	**37 360**
	Şehir	315	82 698	41 972	40 726	6 091	3 446	294	76 496	39 136	37 360
	Köy	-	-	-	-	-	-	-	-	-	-

Not. Açıköğretim öğrenci sayıları 2016-2017 eğitim öğretim yılı 1., 2. ve 3. dönem yeni kayıt yaptıran ve kayıt yenileyen aktif öğrencileri kapsar.

(1) Toplam öğretmen, kadrolu ve sözleşmeli öğretmenleri kapsar.

2.5.b Number of schools, students, teachers and classrooms in public and private lower secondary schools by settlement place according to Statististical Regions Level 3 (continued)

[The educational year 2016/'17]

Public		Özel - Private						Açık Öğretim Ortaokulu Open Lower Secondary School				
			Öğrenci - Student					Öğrenci - Student				
Öğretmen[1] Teacher[1]	Derslik Classroom	Okul School	Toplam Total	Erkek Male	Kadın Female	Öğretmen[1] Teacher[1]	Derslik Classroom	Toplam Total	Erkek Male	Kadın Female		SR Level 3
2 484	**1 305**	**10**	**2 540**	**1 383**	**1 157**	**166**	**129**	**964**	**455**	**509**	**Total**	Osmaniye TR633
2 010	1 030	10	2 540	1 383	1 157	166	129	964	455	509	City	
474	275	-	-	-	-	-	-	-	-	-	Village	
1 096	**680**	**7**	**1 188**	**613**	**575**	**122**	**81**	**426**	**122**	**304**	**Total**	Kırıkkale TR711
983	625	7	1 188	613	575	122	81	426	122	304	City	
113	55	-	-	-	-	-	-	-	-	-	Village	
1 855	**1 323**	**4**	**772**	**410**	**362**	**64**	**18**	**771**	**281**	**490**	**Total**	Aksaray TR712
1 208	819	4	772	410	362	64	18	771	281	490	City	
647	504	-	-	-	-	-	-	-	-	-	Village	
1 755	**1 470**	**2**	**482**	**253**	**229**	**49**	**23**	**522**	**233**	**289**	**Total**	Niğde TR713
997	752	2	482	253	229	49	23	522	233	289	City	
758	718	-	-	-	-	-	-	-	-	-	Village	
1 395	**1 078**	**3**	**918**	**516**	**402**	**69**	**55**	**431**	**149**	**282**	**Total**	Nevşehir TR714
892	614	2	563	316	247	43	38	431	149	282	City	
503	464	1	355	200	155	26	17	-	-	-	Village	
1 141	**603**	**3**	**607**	**335**	**272**	**62**	**31**	**312**	**127**	**185**	**Total**	Kırşehir TR715
929	510	3	607	335	272	62	31	312	127	185	City	
212	93	-	-	-	-	-	-	-	-	-	Village	
5 692	**2 218**	**18**	**5 170**	**2 844**	**2 326**	**431**	**145**	**3 235**	**964**	**2 271**	**Total**	Kayseri TR721
5 692	2 218	18	5 170	2 844	2 326	431	145	3 235	964	2 271	City	
-	-	-	-	-	-	-	-	-	-	-	Village	
2 795	**1 691**	**7**	**1 114**	**598**	**516**	**108**	**90**	**1 032**	**327**	**705**	**Total**	Sivas TR722
2 235	1 275	7	1 114	598	516	108	90	1 032	327	705	City	
560	416	-	-	-	-	-	-	-	-	-	Village	
1 805	**897**	**2**	**428**	**237**	**191**	**26**	**13**	**509**	**155**	**354**	**Total**	Yozgat TR723
1 386	621	2	428	237	191	26	13	509	155	354	City	
419	276	-	-	-	-	-	-	-	-	-	Village	
2 155	**1 614**	**4**	**936**	**533**	**403**	**106**	**28**	**997**	**277**	**720**	**Total**	Zonguldak TR811
1 291	928	4	936	533	403	106	28	997	277	720	City	
864	686	-	-	-	-	-	-	-	-	-	Village	
919	**637**	**3**	**521**	**282**	**239**	**63**	**32**	**602**	**250**	**352**	**Total**	Karabük TR812
831	565	3	521	282	239	63	32	602	250	352	City	
88	72	-	-	-	-	-	-	-	-	-	Village	
755	**617**	**2**	**342**	**189**	**153**	**29**	**-**	**371**	**102**	**269**	**Total**	Bartın TR813
380	288	2	342	189	153	29	-	371	102	269	City	
375	329	-	-	-	-	-	-	-	-	-	Village	
1 410	**869**	**3**	**246**	**133**	**113**	**45**	**23**	**905**	**241**	**664**	**Total**	Kastamonu TR821
1 114	685	3	246	133	113	45	23	905	241	664	City	
296	184	-	-	-	-	-	-	-	-	-	Village	
616	**498**	**-**	**-**	**-**	**-**	**-**	**-**	**338**	**139**	**199**	**Total**	Çankırı TR822
580	464	-	-	-	-	-	-	338	139	199	City	
36	34	-	-	-	-	-	-	-	-	-	Village	
840	**490**	**-**	**-**	**-**	**-**	**-**	**-**	**415**	**142**	**273**	**Total**	Sinop TR823
711	404	-	-	-	-	-	-	415	142	273	City	
129	86	-	-	-	-	-	-	-	-	-	Village	
5 760	**3 181**	**21**	**3 673**	**2 007**	**1 666**	**331**	**265**	**2 529**	**829**	**1 700**	**Total**	Samsun TR831
5 760	3 181	21	3 673	2 007	1 666	331	265	2 529	829	1 700	City	
-	-	-	-	-	-	-	-	-	-	-	Village	

Note. The number of open education students include the active students who are new entrants or who have renewed registration as of 1., 2. and 3. semester in the educational year 2016-2017.

(1) Total of teachers includes permanent and contractual teaching staff.

2.5.b İstatistiki Bölge Birimleri Sınıflaması 3. düzey resmi - özel ayrımında, yerleşim yerine göre ortaokullarda, okul, öğrenci, öğretmen ve derslik sayısı (devam)

[2016/'17 öğretim yılı]

		Toplam - Total						**Resmi** -			
			Öğrenci - Student						**Öğrenci** - Student		
İBBS 3. Düzey		**Okul** School	**Toplam** Total	**Erkek** Male	**Kadın** Female	**Öğretmen**[1] Teacher[1]	**Derslik** Classroom	**Okul** School	**Toplam** Total	**Erkek** Male	**Kadın** Female
TR832 Tokat	**Toplam**	**195**	**37 590**	**18 945**	**18 645**	**2 830**	**1 718**	**188**	**35 355**	**17 941**	**17 414**
	Şehir	102	29 632	15 012	14 620	2 040	1 227	95	27 397	14 008	13 389
	Köy	93	7 958	3 933	4 025	790	491	93	7 958	3 933	4 025
TR833 Çorum	**Toplam**	**155**	**32 537**	**16 416**	**16 121**	**2 345**	**1 183**	**149**	**30 565**	**15 657**	**14 908**
	Şehir	98	28 586	14 448	14 138	1 966	1 078	92	26 614	13 689	12 925
	Köy	57	3 951	1 968	1 983	379	105	57	3 951	1 968	1 983
TR834 Amasya	**Toplam**	**100**	**19 055**	**9 663**	**9 392**	**1 621**	**1 032**	**95**	**17 792**	**9 117**	**8 675**
	Şehir	70	16 087	8 145	7 942	1 299	811	65	14 824	7 599	7 225
	Köy	30	2 968	1 518	1 450	322	221	30	2 968	1 518	1 450
TR901 Trabzon	**Toplam**	**239**	**46 076**	**23 348**	**22 728**	**3 960**	**1 856**	**230**	**43 616**	**22 313**	**21 303**
	Şehir	239	46 076	23 348	22 728	3 960	1 856	230	43 616	22 313	21 303
	Köy	-	-	-	-	-	-	-	-	-	-
TR902 Ordu	**Toplam**	**210**	**43 473**	**22 072**	**21 401**	**3 178**	**1 803**	**204**	**41 388**	**21 183**	**20 205**
	Şehir	210	43 473	22 072	21 401	3 178	1 803	204	41 388	21 183	20 205
	Köy	-	-	-	-	-	-	-	-	-	-
TR903 Giresun	**Toplam**	**139**	**22 860**	**11 580**	**11 280**	**1 825**	**981**	**138**	**22 033**	**11 266**	**10 767**
	Şehir	67	18 552	9 380	9 172	1 344	800	67	17 947	9 189	8 758
	Köy	72	4 308	2 200	2 108	481	181	71	4 086	2 077	2 009
TR904 Rize	**Toplam**	**104**	**19 827**	**10 063**	**9 764**	**1 520**	**833**	**100**	**18 515**	**9 552**	**8 963**
	Şehir	60	16 763	8 414	8 349	1 181	602	57	15 545	7 961	7 584
	Köy	44	3 064	1 649	1 415	339	231	43	2 970	1 591	1 379
TR905 Artvin	**Toplam**	**60**	**8 743**	**4 395**	**4 348**	**662**	**319**	**60**	**8 480**	**4 343**	**4 137**
	Şehir	31	7 042	3 540	3 502	468	240	31	6 779	3 488	3 291
	Köy	29	1 701	855	846	194	79	29	1 701	855	846
TR906 Gümüşhane	**Toplam**	**63**	**6 626**	**3 411**	**3 215**	**563**	**527**	**62**	**6 386**	**3 322**	**3 064**
	Şehir	29	5 079	2 647	2 432	420	313	28	4 839	2 558	2 281
	Köy	34	1 547	764	783	143	214	34	1 547	764	783
TRA11 Erzurum	**Toplam**	**325**	**62 674**	**31 369**	**31 305**	**3 916**	**2 264**	**319**	**59 390**	**29 843**	**29 547**
	Şehir	325	62 674	31 369	31 305	3 916	2 264	319	59 390	29 843	29 547
	Köy	-	-	-	-	-	-	-	-	-	-
TRA12 Erzincan	**Toplam**	**74**	**13 102**	**6 586**	**6 516**	**1 115**	**699**	**70**	**12 184**	**6 179**	**6 005**
	Şehir	39	9 347	4 670	4 677	745	528	35	8 429	4 263	4 166
	Köy	35	3 755	1 916	1 839	370	171	35	3 755	1 916	1 839
TRA13 Bayburt	**Toplam**	**59**	**4 840**	**2 460**	**2 380**	**391**	**400**	**58**	**4 625**	**2 369**	**2 256**
	Şehir	29	3 448	1 742	1 706	298	254	28	3 233	1 651	1 582
	Köy	30	1 392	718	674	93	146	30	1 392	718	674
TRA21 Ağrı	**Toplam**	**226**	**59 877**	**30 555**	**29 322**	**2 516**	**1 652**	**224**	**58 337**	**29 691**	**28 646**
	Şehir	94	38 474	19 724	18 750	1 613	1 067	92	36 934	18 860	18 074
	Köy	132	21 403	10 831	10 572	903	585	132	21 403	10 831	10 572
TRA22 Kars	**Toplam**	**169**	**24 659**	**12 517**	**12 142**	**1 481**	**1 172**	**166**	**23 662**	**12 049**	**11 613**
	Şehir	58	13 649	6 881	6 768	858	552	55	12 652	6 413	6 239
	Köy	111	11 010	5 636	5 374	623	620	111	11 010	5 636	5 374
TRA23 Iğdır	**Toplam**	**94**	**17 643**	**9 061**	**8 582**	**1 075**	**634**	**91**	**16 810**	**8 619**	**8 191**
	Şehir	39	11 059	5 639	5 420	646	340	36	10 226	5 197	5 029
	Köy	55	6 584	3 422	3 162	429	294	55	6 584	3 422	3 162
TRA24 Ardahan	**Toplam**	**56**	**7 280**	**3 747**	**3 533**	**451**	**410**	**56**	**7 127**	**3 677**	**3 450**
	Şehir	21	4 137	2 129	2 008	238	207	21	3 984	2 059	1 925
	Köy	35	3 143	1 618	1 525	213	203	35	3 143	1 618	1 525

Not. Açıköğretim öğrenci sayıları 2016-2017 eğitim öğretim yılı 1., 2. ve 3. dönem yeni kayıt yaptıran ve kayıt yenileyen aktif öğrencileri kapsar.

(1) Toplam öğretmen, kadrolu ve sözleşmeli öğretmenleri kapsar.

2.5.b Number of schools, students, teachers and classrooms in public and private lower secondary schools by settlement place according to Statististical Regions Level 3 (continued)

[The educational year 2016/'17]

Public		Özel - Private						Açık Öğretim Ortaokulu Open Lower Secondary School				
			Öğrenci - Student					Öğrenci - Student				
Öğretmen[1] Teacher[1]	Derslik Classroom	Okul School	Toplam Total	Erkek Male	Kadın Female	Öğretmen[1] Teacher[1]	Derslik Classroom	Toplam Total	Erkek Male	Kadın Female		SR Level 3
2 722	**1 640**	**7**	**1 127**	**652**	**475**	**108**	**78**	**1 108**	**352**	**756**	**Total**	Tokat TR832
1 932	1 149	7	1 127	652	475	108	78	1 108	352	756	City	
790	491	-	-	-	-	-	-	-	-	-	Village	
2 232	**1 059**	**6**	**845**	**475**	**370**	**113**	**124**	**1 127**	**284**	**843**	**Total**	Çorum TR833
1 853	954	6	845	475	370	113	124	1 127	284	843	City	
379	105	-	-	-	-	-	-	-	-	-	Village	
1 547	**979**	**5**	**722**	**394**	**328**	**74**	**53**	**541**	**152**	**389**	**Total**	Amasya TR834
1 225	758	5	722	394	328	74	53	541	152	389	City	
322	221	-	-	-	-	-	-	-	-	-	Village	
3 808	**1 788**	**9**	**1 322**	**704**	**618**	**152**	**68**	**1 138**	**331**	**807**	**Total**	Trabzon TR901
3 808	1 788	9	1 322	704	618	152	68	1 138	331	807	City	
-	-	-	-	-	-	-	-	-	-	-	Village	
3 075	**1 767**	**6**	**1 011**	**535**	**476**	**103**	**36**	**1 074**	**354**	**720**	**Total**	Ordu TR902
3 075	1 767	6	1 011	535	476	103	36	1 074	354	720	City	
-	-	-	-	-	-	-	-	-	-	-	Village	
1 805	**969**	**1**	**222**	**123**	**99**	**20**	**12**	**605**	**191**	**414**	**Total**	Giresun TR903
1 344	800	-	-	-	-	-	-	605	191	414	City	
461	169	1	222	123	99	20	12	-	-	-	Village	
1 461	**791**	**4**	**593**	**315**	**278**	**59**	**42**	**719**	**196**	**523**	**Total**	Rize TR904
1 135	568	3	499	257	242	46	34	719	196	523	City	
326	223	1	94	58	36	13	8	-	-	-	Village	
662	**319**	-	-	-	-	-	-	**263**	**52**	**211**	**Total**	Artvin TR905
468	240	-	-	-	-	-	-	263	52	211	City	
194	79	-	-	-	-	-	-	-	-	-	Village	
552	**527**	**1**	**69**	**43**	**26**	**11**	-	**171**	**46**	**125**	**Total**	Gümüşhane TR906
409	313	1	69	43	26	11	-	171	46	125	City	
143	214	-	-	-	-	-	-	-	-	-	Village	
3 805	**2 187**	**6**	**1 646**	**912**	**734**	**111**	**77**	**1 638**	**614**	**1 024**	**Total**	Erzurum TRA11
3 805	2 187	6	1 646	912	734	111	77	1 638	614	1 024	City	
-	-	-	-	-	-	-	-	-	-	-	Village	
1 044	**683**	**4**	**435**	**256**	**179**	**71**	**16**	**483**	**151**	**332**	**Total**	Erzincan TRA12
674	512	4	435	256	179	71	16	483	151	332	City	
370	171	-	-	-	-	-	-	-	-	-	Village	
375	**388**	**1**	**63**	**40**	**23**	**16**	**12**	**152**	**51**	**101**	**Total**	BayburtTRA13
282	242	1	63	40	23	16	12	152	51	101	City	
93	146	-	-	-	-	-	-	-	-	-	Village	
2 493	**1 643**	**2**	**392**	**242**	**150**	**23**	**9**	**1 148**	**622**	**526**	**Total**	Ağrı TRA21
1 590	1 058	2	392	242	150	23	9	1 148	622	526	City	
903	585	-	-	-	-	-	-	-	-	-	Village	
1 423	**1 151**	**3**	**582**	**307**	**275**	**58**	**21**	**415**	**161**	**254**	**Total**	Kars TRA22
800	531	3	582	307	275	58	21	415	161	254	City	
623	620	-	-	-	-	-	-	-	-	-	Village	
1 038	**569**	**3**	**518**	**298**	**220**	**37**	**65**	**315**	**144**	**171**	**Total**	Iğdır TRA23
609	275	3	518	298	220	37	65	315	144	171	City	
429	294	-	-	-	-	-	-	-	-	-	Village	
451	**410**	-	-	-	-	-	-	**153**	**70**	**83**	**Total**	Ardahan TRA24
238	207	-	-	-	-	-	-	153	70	83	City	
213	203	-	-	-	-	-	-	-	-	-	Village	

Note. The number of open education students include the active students who are new entrants or who have renewed registration as of 1., 2. and 3. semester in the educational year 2016-2017.

(1) Total of teachers includes permanent and contractual teaching staff.

2.5.b İstatistiki Bölge Birimleri Sınıflaması 3. düzey resmi - özel ayrımında, yerleşim yerine göre ortaokullarda, okul, öğrenci, öğretmen ve derslik sayısı (devam)

[2016/'17 öğretim yılı]

		Toplam - Total						**Resmi** -			
			Öğrenci - Student						**Öğrenci** - Student		
İBBS 3. Düzey		**Okul** School	**Toplam** Total	**Erkek** Male	**Kadın** Female	**Öğretmen**[1] Teacher[1]	**Derslik** Classroom	**Okul** School	**Toplam** Total	**Erkek** Male	**Kadın** Female
TRB11 Malatya	**Toplam**	**230**	**57 241**	**29 121**	**28 120**	**4 358**	**2 127**	**216**	**53 295**	**27 310**	**25 985**
	Şehir	230	57 241	29 121	28 120	4 358	2 127	216	53 295	27 310	25 985
	Köy	-	-	-	-	-	-	-	-	-	-
TRB12 Elazığ	**Toplam**	**130**	**40 321**	**20 477**	**19 844**	**2 671**	**1 145**	**124**	**37 776**	**19 328**	**18 448**
	Şehir	79	33 451	17 043	16 408	2 096	886	73	30 906	15 894	15 012
	Köy	51	6 870	3 434	3 436	575	259	51	6 870	3 434	3 436
TRB13 Bingöl	**Toplam**	**89**	**22 243**	**11 173**	**11 070**	**1 315**	**997**	**88**	**21 256**	**10 720**	**10 536**
	Şehir	45	14 687	7 390	7 297	866	614	44	13 700	6 937	6 763
	Köy	44	7 556	3 783	3 773	449	383	44	7 556	3 783	3 773
TRB14 Tunceli	**Toplam**	**25**	**3 054**	**1 563**	**1 491**	**316**	**179**	**24**	**2 824**	**1 461**	**1 363**
	Şehir	17	2 625	1 337	1 288	253	161	16	2 395	1 235	1 160
	Köy	8	429	226	203	63	18	8	429	226	203
TRB21 Van	**Toplam**	**340**	**115 967**	**59 063**	**56 904**	**5 178**	**2 320**	**335**	**111 665**	**56 859**	**54 806**
	Şehir	340	115 967	59 063	56 904	5 178	2 320	335	111 665	56 859	54 806
	Köy	-	-	-	-	-	-	-	-	-	-
TRB22 Muş	**Toplam**	**192**	**43 948**	**22 749**	**21 199**	**2 034**	**1 635**	**191**	**42 897**	**22 157**	**20 740**
	Şehir	64	21 401	10 903	10 498	995	688	63	20 350	10 311	10 039
	Köy	128	22 547	11 846	10 701	1 039	947	128	22 547	11 846	10 701
TRB23 Bitlis	**Toplam**	**174**	**35 058**	**18 180**	**16 878**	**1 867**	**1 089**	**171**	**33 399**	**17 272**	**16 127**
	Şehir	83	21 185	11 686	9 499	1 159	677	80	19 526	10 778	8 748
	Köy	91	13 873	6 494	7 379	708	412	91	13 873	6 494	7 379
TRB24 Hakkari	**Toplam**	**96**	**26 761**	**13 581**	**13 180**	**1 059**	**532**	**95**	**25 803**	**13 151**	**12 652**
	Şehir	47	14 976	7 552	7 424	642	247	46	14 018	7 122	6 896
	Köy	49	11 785	6 029	5 756	417	285	49	11 785	6 029	5 756
TRC11 Gaziantep	**Toplam**	**351**	**182 224**	**92 751**	**89 473**	**8 834**	**5 195**	**331**	**171 926**	**87 855**	**84 071**
	Şehir	351	182 224	92 751	89 473	8 834	5 195	331	171 926	87 855	84 071
	Köy	-	-	-	-	-	-	-	-	-	-
TRC12 Adıyaman	**Toplam**	**204**	**52 007**	**26 618**	**25 389**	**3 440**	**1 873**	**199**	**50 444**	**25 849**	**24 595**
	Şehir	90	35 706	18 255	17 451	2 258	1 108	85	34 143	17 486	16 657
	Köy	114	16 301	8 363	7 938	1 182	765	114	16 301	8 363	7 938
TRC13 Kilis	**Toplam**	**42**	**12 680**	**6 476**	**6 204**	**641**	**611**	**40**	**12 054**	**6 153**	**5 901**
	Şehir	28	9 980	5 105	4 875	533	451	26	9 354	4 782	4 572
	Köy	14	2 700	1 371	1 329	108	160	14	2 700	1 371	1 329
TRC21 Şanlıurfa	**Toplam**	**684**	**212 110**	**109 326**	**102 784**	**8 819**	**5 225**	**667**	**203 642**	**104 770**	**98 872**
	Şehir	684	212 110	109 326	102 784	8 819	5 225	667	203 642	104 770	98 872
	Köy	-	-	-	-	-	-	-	-	-	-
TRC22 Diyarbakır	**Toplam**	**408**	**161 134**	**82 305**	**78 829**	**7 936**	**3 668**	**381**	**150 337**	**76 580**	**73 757**
	Şehir	408	161 134	82 305	78 829	7 936	3 668	381	150 337	76 580	73 757
	Köy	-	-	-	-	-	-	-	-	-	-
TRC31 Mardin	**Toplam**	**326**	**82 117**	**41 656**	**40 461**	**4 200**	**2 037**	**320**	**79 532**	**40 359**	**39 173**
	Şehir	326	82 117	41 656	40 461	4 200	2 037	320	79 532	40 359	39 173
	Köy	-	-	-	-	-	-	-	-	-	-
TRC32 Batman	**Toplam**	**181**	**62 698**	**32 065**	**30 633**	**3 066**	**1 535**	**173**	**59 614**	**30 369**	**29 245**
	Şehir	86	50 674	25 818	24 856	2 413	1 153	78	47 590	24 122	23 468
	Köy	95	12 024	6 247	5 777	653	382	95	12 024	6 247	5 777
TRC33 Şırnak	**Toplam**	**237**	**57 672**	**29 576**	**28 096**	**2 310**	**1 891**	**235**	**56 258**	**28 786**	**27 472**
	Şehir	67	33 462	17 238	16 224	1 224	865	65	32 048	16 448	15 600
	Köy	170	24 210	12 338	11 872	1 086	1 026	170	24 210	12 338	11 872
TRC34 Siirt	**Toplam**	**138**	**35 246**	**18 125**	**17 121**	**1 637**	**1 024**	**136**	**34 128**	**17 477**	**16 651**
	Şehir	62	22 789	11 774	11 015	1 083	638	60	21 671	11 126	10 545
	Köy	76	12 457	6 351	6 106	554	386	76	12 457	6 351	6 106

Not. Açıköğretim öğrenci sayıları 2016-2017 eğitim öğretim yılı 1., 2. ve 3. dönem yeni kayıt yaptıran ve kayıt yenileyen aktif öğrencileri kapsar.

(1) Toplam öğretmen, kadrolu ve sözleşmeli öğretmenleri kapsar.

2.5.b Number of schools, students, teachers and classrooms in public and private lower secondary schools by settlement place according to Statististical Regions Level 3 (continued)

[The educational year 2016/'17]

Public		Özel - Private						Açık Öğretim Ortaokulu Open Lower Secondary School				
			Öğrenci - Student					Öğrenci - Student				
Öğretmen[1] Teacher[1]	Derslik Classroom	Okul School	Toplam Total	Erkek Male	Kadın Female	Öğretmen[1] Teacher[1]	Derslik Classroom	Toplam Total	Erkek Male	Kadın Female		SR Level 3
4 106	**1 919**	**14**	**2 320**	**1 271**	**1 049**	**252**	**208**	**1 626**	**540**	**1 086**	**Total**	Malatya TRB11
4 106	1 919	14	2 320	1 271	1 049	252	208	1 626	540	1 086	City	
-	-	-	-	-	-	-	-	-	-	-	Village	
2 549	**1 046**	**6**	**1 411**	**787**	**624**	**122**	**99**	**1 134**	**362**	**772**	**Total**	Elazığ TRB12
1 974	787	6	1 411	787	624	122	99	1 134	362	772	City	
575	259	-	-	-	-	-	-	-	-	-	Village	
1 294	**972**	**1**	**211**	**126**	**85**	**21**	**25**	**776**	**327**	**449**	**Total**	Bingöl TRB13
845	589	1	211	126	85	21	25	776	327	449	City	
449	383	-	-	-	-	-	-	-	-	-	Village	
301	**179**	**1**	**142**	**77**	**65**	**15**	**-**	**88**	**25**	**63**	**Total**	Tunceli TRB14
238	161	1	142	77	65	15	-	88	25	63	City	
63	18	-	-	-	-	-	-	-	-	-	Village	
5 090	**2 275**	**5**	**1 127**	**651**	**476**	**88**	**45**	**3 175**	**1 553**	**1 622**	**Total**	Van TRB21
5 090	2 275	5	1 127	651	476	88	45	3 175	1 553	1 622	City	
-	-	-	-	-	-	-	-	-	-	-	Village	
2 018	**1 621**	**1**	**127**	**82**	**45**	**16**	**14**	**924**	**510**	**414**	**Total**	Muş TRB22
979	674	1	127	82	45	16	14	924	510	414	City	
1 039	947	-	-	-	-	-	-	-	-	-	Village	
1 828	**1 059**	**3**	**356**	**213**	**143**	**39**	**30**	**1 303**	**695**	**608**	**Total**	Bitlis TRB23
1 120	647	3	356	213	143	39	30	1 303	695	608	City	
708	412	-	-	-	-	-	-	-	-	-	Village	
1 053	**522**	**1**	**63**	**32**	**31**	**6**	**10**	**895**	**398**	**497**	**Total**	Hakkari TRB24
636	237	1	63	32	31	6	10	895	398	497	City	
417	285	-	-	-	-	-	-	-	-	-	Village	
8 473	**4 855**	**20**	**4 638**	**2 463**	**2 175**	**361**	**340**	**5 660**	**2 433**	**3 227**	**Total**	Gaziantep TRC11
8 473	4 855	20	4 638	2 463	2 175	361	340	5 660	2 433	3 227	City	
-	-	-	-	-	-	-	-	-	-	-	Village	
3 376	**1 831**	**5**	**528**	**312**	**216**	**64**	**42**	**1 035**	**457**	**578**	**Total**	Adıyaman TRC12
2 194	1 066	5	528	312	216	64	42	1 035	457	578	City	
1 182	765	-	-	-	-	-	-	-	-	-	Village	
622	**584**	**2**	**275**	**150**	**125**	**19**	**27**	**351**	**173**	**178**	**Total**	Kilis TRC13
514	424	2	275	150	125	19	27	351	173	178	City	
108	160	-	-	-	-	-	-	-	-	-	Village	
8 516	**4 960**	**17**	**2 767**	**1 618**	**1 149**	**303**	**265**	**5 701**	**2 938**	**2 763**	**Total**	Şanlıurfa TRC21
8 516	4 960	17	2 767	1 618	1 149	303	265	5 701	2 938	2 763	City	
-	-	-	-	-	-	-	-	-	-	-	Village	
7 526	**3 393**	**27**	**6 223**	**3 538**	**2 685**	**410**	**275**	**4 574**	**2 187**	**2 387**	**Total**	Diyarbakır TRC22
7 526	3 393	27	6 223	3 538	2 685	410	275	4 574	2 187	2 387	City	
-	-	-	-	-	-	-	-	-	-	-	Village	
4 136	**1 992**	**6**	**757**	**449**	**308**	**64**	**45**	**1 828**	**848**	**980**	**Total**	Mardin TRC31
4 136	1 992	6	757	449	308	64	45	1 828	848	980	City	
-	-	-	-	-	-	-	-	-	-	-	Village	
2 956	**1 470**	**8**	**1 285**	**790**	**495**	**110**	**65**	**1 799**	**906**	**893**	**Total**	Batman TRC32
2 303	1 088	8	1 285	790	495	110	65	1 799	906	893	City	
653	382	-	-	-	-	-	-	-	-	-	Village	
2 281	**1 877**	**2**	**209**	**138**	**71**	**29**	**14**	**1 205**	**652**	**553**	**Total**	Şırnak TRC33
1 195	851	2	209	138	71	29	14	1 205	652	553	City	
1 086	1 026	-	-	-	-	-	-	-	-	-	Village	
1 593	**974**	**2**	**297**	**197**	**100**	**44**	**50**	**821**	**451**	**370**	**Total**	Siirt TRC34
1 039	588	2	297	197	100	44	50	821	451	370	City	
554	386	-	-	-	-	-	-	-	-	-	Village	

Note. The number of open education students include the active students who are new entrants or who have renewed registration as of 1., 2. and 3. semester in the educational year 2016-2017.

(1) Total of teachers includes permanent and contractual teaching staff.

2.5.c İstatistiki Bölge Birimleri Sınıflaması 3. düzey, Din Öğretimi Genel Müdürlüğü'ne bağlı ortaokullarda okul, öğrenci, öğretmen ve derslik sayısı

The number of schools, students, teachers and classrooms in lower secondary schools dependent on General Directorate of Religious Education according to Statistical Regions Level 3

[2016/'17 öğretim yılı - The educational year 2016/'17]

İBBS 3. Düzey SR Level 3		**Okul** School	**Öğrenci** - Student **Toplam** Total	**Erkek** Male	**Kadın** Female	**Öğretmen**(1) - Teacher(1) **Toplam** Total	**Erkek** Male	**Kadın** Female	**Derslik** Classroom
TR Türkiye	**Toplam**	**2 671**	**651 954**	**307 795**	**344 159**	**35 184**	**15 867**	**19 317**	**23 101**
TR Turkey	**İmam Hatip Lisesi Büny. İ.H.Ortaokulu**	**345**	**62 316**	**25 319**	**36 997**	**-**	**-**	**-**	**-**
	İmam Hatip Ortaokulu	**2 326**	**589 638**	**282 476**	**307 162**	**35 184**	**15 867**	**19 317**	**23 101**
TR100 İstanbul	**Toplam**	**287**	**154 217**	**68 059**	**86 158**	**5 864**	**2 062**	**3 802**	**4 189**
	İmam Hatip Lisesi Büny. İ.H.Ortaokulu	50	18 663	5 925	12 738	-	-	-	-
	İmam Hatip Ortaokulu	237	135 554	62 134	73 420	5 864	2 062	3 802	4 189
TR211 Tekirdağ	**Toplam**	**15**	**6 497**	**3 151**	**3 346**	**341**	**154**	**187**	**147**
	İmam Hatip Lisesi Büny. İ.H.Ortaokulu	-	-	-	-	-	-	-	-
	İmam Hatip Ortaokulu	15	6 497	3 151	3 346	341	154	187	147
TR212 Edirne	**Toplam**	**4**	**969**	**508**	**461**	**78**	**31**	**47**	**37**
	İmam Hatip Lisesi Büny. İ.H.Ortaokulu	-	-	-	-	-	-	-	-
	İmam Hatip Ortaokulu	4	969	508	461	78	31	47	37
TR213 Kırklareli	**Toplam**	**7**	**748**	**372**	**376**	**46**	**15**	**31**	**55**
	İmam Hatip Lisesi Büny. İ.H.Ortaokulu	2	139	72	67	-	-	-	-
	İmam Hatip Ortaokulu	5	609	300	309	46	15	31	55
TR221 Balıkesir	**Toplam**	**27**	**6 201**	**3 187**	**3 014**	**394**	**188**	**206**	**287**
	İmam Hatip Lisesi Büny. İ.H.Ortaokulu	5	778	336	442	-	-	-	-
	İmam Hatip Ortaokulu	22	5 423	2 851	2 572	394	188	206	287
TR222 Çanakkale	**Toplam**	**12**	**1 900**	**975**	**925**	**113**	**49**	**64**	**30**
	İmam Hatip Lisesi Büny. İ.H.Ortaokulu	5	476	251	225	-	-	-	-
	İmam Hatip Ortaokulu	7	1 424	724	700	113	49	64	30
TR310 İzmir	**Toplam**	**54**	**11 553**	**5 550**	**6 003**	**757**	**271**	**486**	**476**
	İmam Hatip Lisesi Büny. İ.H.Ortaokulu	15	889	474	415	-	-	-	-
	İmam Hatip Ortaokulu	39	10 664	5 076	5 588	757	271	486	476
TR321 Aydın	**Toplam**	**28**	**3 847**	**2 031**	**1 816**	**277**	**132**	**145**	**197**
	İmam Hatip Lisesi Büny. İ.H.Ortaokulu	3	170	-	170	-	-	-	-
	İmam Hatip Ortaokulu	25	3 677	2 031	1 646	277	132	145	197
TR322 Denizli	**Toplam**	**27**	**6 777**	**3 431**	**3 346**	**422**	**191**	**231**	**330**
	İmam Hatip Lisesi Büny. İ.H.Ortaokulu	4	356	170	186	-	-	-	-
	İmam Hatip Ortaokulu	23	6 421	3 261	3 160	422	191	231	330
TR323 Muğla	**Toplam**	**13**	**1 610**	**860**	**750**	**99**	**40**	**59**	**35**
	İmam Hatip Lisesi Büny. İ.H.Ortaokulu	4	538	293	245	-	-	-	-
	İmam Hatip Ortaokulu	9	1 072	567	505	99	40	59	35
TR331 Manisa	**Toplam**	**27**	**6 653**	**3 422**	**3 231**	**402**	**201**	**201**	**283**
	İmam Hatip Lisesi Büny. İ.H.Ortaokulu	2	224	129	95	-	-	-	-
	İmam Hatip Ortaokulu	25	6 429	3 293	3 136	402	201	201	283
TR332 Afyonkarahisar	**Toplam**	**54**	**6 554**	**3 405**	**3 149**	**443**	**196**	**247**	**275**
	İmam Hatip Lisesi Büny. İ.H.Ortaokulu	3	500	294	206	-	-	-	-
	İmam Hatip Ortaokulu	51	6 054	3 111	2 943	443	196	247	275
TR333 Kütahya	**Toplam**	**23**	**4 403**	**2 108**	**2 295**	**288**	**139**	**149**	**240**
	İmam Hatip Lisesi Büny. İ.H.Ortaokulu	4	306	127	179	-	-	-	-
	İmam Hatip Ortaokulu	19	4 097	1 981	2 116	288	139	149	240
TR334 Uşak	**Toplam**	**12**	**2 511**	**1 305**	**1 206**	**174**	**88**	**86**	**127**
	İmam Hatip Lisesi Büny. İ.H.Ortaokulu	-	-	-	-	-	-	-	-
	İmam Hatip Ortaokulu	12	2 511	1 305	1 206	174	88	86	127
TR411 Bursa	**Toplam**	**113**	**30 084**	**13 820**	**16 264**	**987**	**417**	**570**	**684**
	İmam Hatip Lisesi Büny. İ.H.Ortaokulu	27	9 369	4 448	4 921	-	-	-	-
	İmam Hatip Ortaokulu	86	20 715	9 372	11 343	987	417	570	684
TR412 Eskişehir	**Toplam**	**17**	**3 336**	**1 462**	**1 874**	**236**	**81**	**155**	**156**
	İmam Hatip Lisesi Büny. İ.H.Ortaokulu	3	211	109	102	-	-	-	-
	İmam Hatip Ortaokulu	14	3 125	1 353	1 772	236	81	155	156
TR413 Bilecik	**Toplam**	**9**	**1 532**	**771**	**761**	**91**	**36**	**55**	**68**
	İmam Hatip Lisesi Büny. İ.H.Ortaokulu	1	42	21	21	-	-	-	-
	İmam Hatip Ortaokulu	8	1 490	750	740	91	36	55	68
TR421 Kocaeli	**Toplam**	**41**	**17 262**	**7 616**	**9 646**	**869**	**370**	**499**	**503**
	İmam Hatip Lisesi Büny. İ.H.Ortaokulu	7	1 723	393	1 330	-	-	-	-
	İmam Hatip Ortaokulu	34	15 539	7 223	8 316	869	370	499	503
TR422 Sakarya	**Toplam**	**44**	**13 302**	**6 325**	**6 977**	**727**	**316**	**411**	**373**
	İmam Hatip Lisesi Büny. İ.H.Ortaokulu	-	-	-	-	-	-	-	-
	İmam Hatip Ortaokulu	44	13 302	6 325	6 977	727	316	411	373

Not. İmam Hatip Ortaokulu okul, öğrenci, öğretmen ve derslik sayıları, ortaokul bilgileri içerisinde de yer almaktadır.

(1) Kadrolu ve sözleşmeli öğretmenleri kapsar.

Note. The number of schools, students, teachers and classrooms in Imam and Preacher Lower Secondary Schools are also included in lower secondary schools data.

(1) Includes permanent and contractual teaching staff.

2.5.c İstatistiki Bölge Birimleri Sınıflaması 3. düzey, Din Öğretimi Genel Müdürlüğü'ne bağlı ortaokullarda okul, öğrenci, öğretmen ve derslik sayısı (devam)

The number of schools, students, teachers and classrooms in lower secondary schools dependent on General Directorate of Religious Education according to Statistical Regions Level 3 (continued)

[2016/'17 öğretim yılı - The educational year 2016/'17]

İBBS 3. Düzey SR Level 3		Okul School	Öğrenci - Student Toplam Total	Erkek Male	Kadın Female	Öğretmen(1) - Teacher(1) Toplam Total	Erkek Male	Kadın Female	Derslik Classroom
TR423 Düzce	**Toplam**	**13**	**4 112**	**1 932**	**2 180**	**211**	**95**	**116**	**176**
	İmam Hatip Lisesi Büny. İ.H.Ortaokulu	1	188	76	112	-	-	-	-
	İmam Hatip Ortaokulu	12	3 924	1 856	2 068	211	95	116	176
TR424 Bolu	**Toplam**	**19**	**2 192**	**1 101**	**1 091**	**143**	**67**	**76**	**101**
	İmam Hatip Lisesi Büny. İ.H.Ortaokulu	2	159	100	59	-	-	-	-
	İmam Hatip Ortaokulu	17	2 033	1 001	1 032	143	67	76	101
TR425 Yalova	**Toplam**	**8**	**1 626**	**732**	**894**	**111**	**61**	**50**	**88**
	İmam Hatip Lisesi Büny. İ.H.Ortaokulu	-	-	-	-	-	-	-	-
	İmam Hatip Ortaokulu	8	1 626	732	894	111	61	50	88
TR510 Ankara	**Toplam**	**85**	**27 904**	**12 764**	**15 140**	**1 531**	**485**	**1 046**	**1 008**
	İmam Hatip Lisesi Büny. İ.H.Ortaokulu	17	5 052	2 079	2 973	-	-	-	-
	İmam Hatip Ortaokulu	68	22 852	10 685	12 167	1 531	485	1 046	1 008
TR521 Konya	**Toplam**	**162**	**52 577**	**25 193**	**27 384**	**3 208**	**1 541**	**1 667**	**1 597**
	İmam Hatip Lisesi Büny. İ.H.Ortaokulu	-	-	-	-	-	-	-	-
	İmam Hatip Ortaokulu	162	52 577	25 193	27 384	3 208	1 541	1 667	1 597
TR522 Karaman	**Toplam**	**10**	**2 685**	**1 371**	**1 314**	**149**	**82**	**67**	**89**
	İmam Hatip Lisesi Büny. İ.H.Ortaokulu	-	-	-	-	-	-	-	-
	İmam Hatip Ortaokulu	10	2 685	1 371	1 314	149	82	67	89
TR611 Antalya	**Toplam**	**139**	**13 589**	**6 592**	**6 997**	**695**	**303**	**392**	**512**
	İmam Hatip Lisesi Büny. İ.H.Ortaokulu	18	2 015	1 140	875	-	-	-	-
	İmam Hatip Ortaokulu	121	11 574	5 452	6 122	695	303	392	512
TR612 Isparta	**Toplam**	**16**	**2 152**	**1 095**	**1 057**	**171**	**73**	**98**	**120**
	İmam Hatip Lisesi Büny. İ.H.Ortaokulu	5	340	134	206	-	-	-	-
	İmam Hatip Ortaokulu	11	1 812	961	851	171	73	98	120
TR613 Burdur	**Toplam**	**19**	**1 540**	**817**	**723**	**116**	**51**	**65**	**59**
	İmam Hatip Lisesi Büny. İ.H.Ortaokulu	-	-	-	-	-	-	-	-
	İmam Hatip Ortaokulu	19	1 540	817	723	116	51	65	59
TR621 Adana	**Toplam**	**40**	**12 613**	**6 086**	**6 527**	**732**	**339**	**393**	**495**
	İmam Hatip Lisesi Büny. İ.H.Ortaokulu	8	1 295	494	801	-	-	-	-
	İmam Hatip Ortaokulu	32	11 318	5 592	5 726	732	339	393	495
TR622 Mersin	**Toplam**	**34**	**7 783**	**3 776**	**4 007**	**674**	**303**	**371**	**396**
	İmam Hatip Lisesi Büny. İ.H.Ortaokulu	5	484	248	236	-	-	-	-
	İmam Hatip Ortaokulu	29	7 299	3 528	3 771	674	303	371	396
TR631 Hatay	**Toplam**	**35**	**9 260**	**4 484**	**4 776**	**527**	**292**	**235**	**405**
	İmam Hatip Lisesi Büny. İ.H.Ortaokulu	5	314	279	35	-	-	-	-
	İmam Hatip Ortaokulu	30	8 946	4 205	4 741	527	292	235	405
TR632 Kahramanmaraş	**Toplam**	**31**	**10 205**	**4 643**	**5 562**	**574**	**320**	**254**	**422**
	İmam Hatip Lisesi Büny. İ.H.Ortaokulu	1	354	166	188	-	-	-	-
	İmam Hatip Ortaokulu	30	9 851	4 477	5 374	574	320	254	422
TR633 Osmaniye	**Toplam**	**15**	**4 840**	**2 367**	**2 473**	**319**	**169**	**150**	**215**
	İmam Hatip Lisesi Büny. İ.H.Ortaokulu	1	60		60	-	-	-	-
	İmam Hatip Ortaokulu	14	4 780	2 367	2 413	319	169	150	215
TR711 Kırıkkale	**Toplam**	**10**	**1 544**	**723**	**821**	**99**	**40**	**59**	**75**
	İmam Hatip Lisesi Büny. İ.H.Ortaokulu	3	199	99	100	-	-	-	-
	İmam Hatip Ortaokulu	7	1 345	624	721	99	40	59	75
TR712 Aksaray	**Toplam**	**16**	**3 801**	**1 961**	**1 840**	**242**	**128**	**114**	**134**
	İmam Hatip Lisesi Büny. İ.H.Ortaokulu	2	172	82	90	-	-	-	-
	İmam Hatip Ortaokulu	14	3 629	1 879	1 750	242	128	114	134
TR713 Niğde	**Toplam**	**16**	**2 860**	**1 511**	**1 349**	**171**	**84**	**87**	**106**
	İmam Hatip Lisesi Büny. İ.H.Ortaokulu	1	72	40	32	-	-	-	-
	İmam Hatip Ortaokulu	15	2 788	1 471	1 317	171	84	87	106
TR714 Nevşehir	**Toplam**	**17**	**3 135**	**1 612**	**1 523**	**218**	**105**	**113**	**162**
	İmam Hatip Lisesi Büny. İ.H.Ortaokulu	1	69	40	29	-	-	-	-
	İmam Hatip Ortaokulu	16	3 066	1 572	1 494	218	105	113	162
TR715 Kırşehir	**Toplam**	**16**	**1 698**	**904**	**794**	**174**	**84**	**90**	**152**
	İmam Hatip Lisesi Büny. İ.H.Ortaokulu	-	-	-	-	-	-	-	-
	İmam Hatip Ortaokulu	16	1 698	904	794	174	84	90	152

Not. İmam Hatip Ortaokulu okul, öğrenci, öğretmen ve derslik sayıları, ortaokul bilgileri içerisinde de yer almaktadır.

(1) Kadrolu ve sözleşmeli öğretmenleri kapsar.

Note. The number of schools, students, teachers and classrooms in Imam and Preacher Lower Secondary Schools are also included in lower secondary schools data.

(1) Includes permanent and contractual teaching staff.

2.5.c İstatistiki Bölge Birimleri Sınıflaması 3. düzey, Din Öğretimi Genel Müdürlüğü'ne bağlı ortaokullarda okul, öğrenci, öğretmen ve derslik sayısı (devam)

The number of schools, students, teachers and classrooms in lower secondary schools dependent on General Directorate of Religious Education according to Statistical Regions Level 3 (continued)

[2016/'17 öğretim yılı - The educational year 2016/'17]

İBBS 3. Düzey SR Level 3		**Okul** School	**Öğrenci** - Student **Toplam** Total	**Erkek** Male	**Kadın** Female	**Öğretmen**(1) - Teacher(1) **Toplam** Total	**Erkek** Male	**Kadın** Female	**Derslik** Classroom
TR721 Kayseri	**Toplam**	**61**	**11 098**	**5 266**	**5 832**	**630**	**323**	**307**	**478**
	İmam Hatip Lisesi Büny. İ.H.Ortaokulu	15	1 416	604	812	-	-	-	-
	İmam Hatip Ortaokulu	46	9 682	4 662	5 020	630	323	307	478
TR722 Sivas	**Toplam**	**27**	**5 722**	**2 760**	**2 962**	**343**	**181**	**162**	**244**
	İmam Hatip Lisesi Büny. İ.H.Ortaokulu	4	281	166	115	-	-	-	-
	İmam Hatip Ortaokulu	23	5 441	2 594	2 847	343	181	162	244
TR723 Yozgat	**Toplam**	**62**	**5 773**	**2 845**	**2 928**	**662**	**352**	**310**	**189**
	İmam Hatip Lisesi Büny. İ.H.Ortaokulu	5	721	333	388	-	-	-	-
	İmam Hatip Ortaokulu	57	5 052	2 512	2 540	662	352	310	189
TR811 Zonguldak	**Toplam**	**14**	**3 123**	**1 550**	**1 573**	**133**	**67**	**66**	**44**
	İmam Hatip Lisesi Büny. İ.H.Ortaokulu	4	787	360	427	-	-	-	-
	İmam Hatip Ortaokulu	10	2 336	1 190	1 146	133	67	66	44
TR812 Karabük	**Toplam**	**17**	**1 985**	**1 007**	**978**	**147**	**64**	**83**	**101**
	İmam Hatip Lisesi Büny. İ.H.Ortaokulu	3	50	15	35	-	-	-	-
	İmam Hatip Ortaokulu	14	1 935	992	943	147	64	83	101
TR813 Bartın	**Toplam**	**6**	**1 677**	**887**	**790**	**118**	**63**	**55**	**77**
	İmam Hatip Lisesi Büny. İ.H.Ortaokulu	-	-	-	-	-	-	-	-
	İmam Hatip Ortaokulu	6	1 677	887	790	118	63	55	77
TR821 Kastamonu	**Toplam**	**22**	**2 139**	**1 180**	**959**	**142**	**62**	**80**	**99**
	İmam Hatip Lisesi Büny. İ.H.Ortaokulu	5	373	217	156	-	-	-	-
	İmam Hatip Ortaokulu	17	1 766	963	803	142	62	80	99
TR822 Çankırı	**Toplam**	**14**	**1 436**	**700**	**736**	**76**	**37**	**39**	**54**
	İmam Hatip Lisesi Büny. İ.H.Ortaokulu	1	73	32	41	-	-	-	-
	İmam Hatip Ortaokulu	13	1 363	668	695	76	37	39	54
TR823 Sinop	**Toplam**	**10**	**1 942**	**1 034**	**908**	**143**	**66**	**77**	**73**
	İmam Hatip Lisesi Büny. İ.H.Ortaokulu	-	-	-	-	-	-	-	-
	İmam Hatip Ortaokulu	10	1 942	1 034	908	143	66	77	73
TR831 Samsun	**Toplam**	**43**	**14 536**	**7 282**	**7 254**	**982**	**462**	**520**	**516**
	İmam Hatip Lisesi Büny. İ.H.Ortaokulu	-	-	-	-	-	-	-	-
	İmam Hatip Ortaokulu	43	14 536	7 282	7 254	982	462	520	516
TR832 Tokat	**Toplam**	**21**	**4 955**	**2 479**	**2 476**	**346**	**185**	**161**	**230**
	İmam Hatip Lisesi Büny. İ.H.Ortaokulu	2	-	-	-	-	-	-	-
	İmam Hatip Ortaokulu	19	4 955	2 479	2 476	346	185	161	230
TR833 Çorum	**Toplam**	**32**	**6 066**	**3 035**	**3 031**	**368**	**202**	**166**	**203**
	İmam Hatip Lisesi Büny. İ.H.Ortaokulu	3	678	349	329	-	-	-	-
	İmam Hatip Ortaokulu	29	5 388	2 686	2 702	368	202	166	203
TR834 Amasya	**Toplam**	**12**	**2 599**	**1 271**	**1 328**	**200**	**105**	**95**	**100**
	İmam Hatip Lisesi Büny. İ.H.Ortaokulu	-	-	-	-	-	-	-	-
	İmam Hatip Ortaokulu	12	2 599	1 271	1 328	200	105	95	100
TR901 Trabzon	**Toplam**	**40**	**8 886**	**4 296**	**4 590**	**565**	**249**	**316**	**298**
	İmam Hatip Lisesi Büny. İ.H.Ortaokulu	3	1 226	591	635	-	-	-	-
	İmam Hatip Ortaokulu	37	7 660	3 705	3 955	565	249	316	298
TR902 Ordu	**Toplam**	**36**	**5 579**	**2 911**	**2 668**	**336**	**182**	**154**	**192**
	İmam Hatip Lisesi Büny. İ.H.Ortaokulu	7	668	341	327	-	-	-	-
	İmam Hatip Ortaokulu	29	4 911	2 570	2 341	336	182	154	192
TR903 Giresun	**Toplam**	**33**	**4 858**	**2 542**	**2 316**	**296**	**134**	**162**	**155**
	İmam Hatip Lisesi Büny. İ.H.Ortaokulu	4	609	335	274	-	-	-	-
	İmam Hatip Ortaokulu	29	4 249	2 207	2 042	296	134	162	155
TR904 Rize	**Toplam**	**20**	**4 997**	**2 465**	**2 532**	**309**	**145**	**164**	**219**
	İmam Hatip Lisesi Büny. İ.H.Ortaokulu	7	802	501	301	-	-	-	-
	İmam Hatip Ortaokulu	13	4 195	1 964	2 231	309	145	164	219
TR905 Artvin	**Toplam**	**9**	**1 013**	**512**	**501**	**44**	**14**	**30**	**32**
	İmam Hatip Lisesi Büny. İ.H.Ortaokulu	6	549	281	268	-	-	-	-
	İmam Hatip Ortaokulu	3	464	231	233	44	14	30	32
TR906 Gümüşhane	**Toplam**	**21**	**1 281**	**627**	**654**	**152**	**71**	**81**	**49**
	İmam Hatip Lisesi Büny. İ.H.Ortaokulu	-	-	-	-	-	-	-	-
	İmam Hatip Ortaokulu	21	1 281	627	654	152	71	81	49
TRA11 Erzurum	**Toplam**	**36**	**6 673**	**3 253**	**3 420**	**408**	**177**	**231**	**190**
	İmam Hatip Lisesi Büny. İ.H.Ortaokulu	1	50	30	20	-	-	-	-
	İmam Hatip Ortaokulu	35	6 623	3 223	3 400	408	177	231	190
TRA12 Erzincan	**Toplam**	**11**	**1 784**	**831**	**953**	**139**	**71**	**68**	**58**
	İmam Hatip Lisesi Büny. İ.H.Ortaokulu	-	-	-	-	-	-	-	-
	İmam Hatip Ortaokulu	11	1 784	831	953	139	71	68	58

Not. İmam Hatip Ortaokulu okul, öğrenci, öğretmen ve derslik sayıları, ortaokul bilgileri içerisinde de yer almaktadır.

(1) Kadrolu ve sözleşmeli öğretmenleri kapsar.

Note. The number of schools, students, teachers and classrooms in Imam and Preacher Lower Secondary Schools are also included in lower secondary schools data.

(1) Includes permanent and contractual teaching staff.

2.5.c İstatistiki Bölge Birimleri Sınıflaması 3. düzey, Din Öğretimi Genel Müdürlüğü'ne bağlı ortaokullarda okul, öğrenci, öğretmen ve derslik sayısı (devam)

The number of schools, students, teachers and classrooms in lower secondary schools dependent on General Directorate of Religious Education according to Statistical Regions Level 3 (continued)

[2016/'17 öğretim yılı - The educational year 2016/'17]

İBBS 3. Düzey SR Level 3		**Okul** School	**Öğrenci** - Student **Toplam** Total	**Erkek** Male	**Kadın** Female	**Öğretmen**(1) - Teacher(1) **Toplam** Total	**Erkek** Male	**Kadın** Female	**Derslik** Classroom
TRA13 Bayburt	**Toplam**	**29**	**2 575**	**1 214**	**1 361**	**265**	**118**	**147**	**272**
	İmam Hatip Lisesi Büny. İ.H.Ortaokulu	-	-	-	-	-	-	-	-
	İmam Hatip Ortaokulu	29	2 575	1 214	1 361	265	118	147	272
TRA21 Ağrı	**Toplam**	**10**	**2 132**	**1 124**	**1 008**	**133**	**49**	**84**	**102**
	İmam Hatip Lisesi Büny. İ.H.Ortaokulu	-	-	-	-	-	-	-	-
	İmam Hatip Ortaokulu	10	2 132	1 124	1 008	133	49	84	102
TRA22 Kars	**Toplam**	**17**	**1 799**	**962**	**837**	**127**	**57**	**70**	**111**
	İmam Hatip Lisesi Büny. İ.H.Ortaokulu	-	-	-	-	-	-	-	-
	İmam Hatip Ortaokulu	17	1 799	962	837	127	57	70	111
TRA23 Iğdır	**Toplam**	**19**	**1 258**	**628**	**630**	**63**	**27**	**36**	**78**
	İmam Hatip Lisesi Büny. İ.H.Ortaokulu	1	68	41	27	-	-	-	-
	İmam Hatip Ortaokulu	18	1 190	587	603	63	27	36	78
TRA24 Ardahan	**Toplam**	**5**	**606**	**297**	**309**	**17**	**5**	**12**	**24**
	İmam Hatip Lisesi Büny. İ.H.Ortaokulu	3	427	209	218	-	-	-	-
	İmam Hatip Ortaokulu	2	179	88	91	17	5	12	24
TRB11 Malatya	**Toplam**	**38**	**6 520**	**3 083**	**3 437**	**551**	**264**	**287**	**345**
	İmam Hatip Lisesi Büny. İ.H.Ortaokulu	-	-	-	-	-	-	-	-
	İmam Hatip Ortaokulu	38	6 520	3 083	3 437	551	264	287	345
TRB12 Elazığ	**Toplam**	**19**	**3 752**	**1 739**	**2 013**	**182**	**97**	**85**	**105**
	İmam Hatip Lisesi Büny. İ.H.Ortaokulu	7	1 121	505	616	-	-	-	-
	İmam Hatip Ortaokulu	12	2 631	1 234	1 397	182	97	85	105
TRB13 Bingöl	**Toplam**	**19**	**1 937**	**877**	**1 060**	**100**	**51**	**49**	**73**
	İmam Hatip Lisesi Büny. İ.H.Ortaokulu	6	409	113	296	-	-	-	-
	İmam Hatip Ortaokulu	13	1 528	764	764	100	51	49	73
TRB14 Tunceli	**Toplam**	**2**	**200**	**101**	**99**	**10**	**4**	**6**	**13**
	İmam Hatip Lisesi Büny. İ.H.Ortaokulu	1	111	53	58	-	-	-	-
	İmam Hatip Ortaokulu	1	89	48	41	10	4	6	13
TRB21 Van	**Toplam**	**30**	**6 131**	**2 899**	**3 232**	**319**	**182**	**137**	**337**
	İmam Hatip Lisesi Büny. İ.H.Ortaokulu	4	527	171	356	-	-	-	-
	İmam Hatip Ortaokulu	26	5 604	2 728	2 876	319	182	137	337
TRB22 Muş	**Toplam**	**25**	**5 602**	**2 667**	**2 935**	**221**	**126**	**95**	**263**
	İmam Hatip Lisesi Büny. İ.H.Ortaokulu	2	100	76	24	-	-	-	-
	İmam Hatip Ortaokulu	23	5 502	2 591	2 911	221	126	95	263
TRB23 Bitlis	**Toplam**	**12**	**1 105**	**490**	**615**	**49**	**21**	**28**	**38**
	İmam Hatip Lisesi Büny. İ.H.Ortaokulu	3	401	167	234	-	-	-	-
	İmam Hatip Ortaokulu	9	704	323	381	49	21	28	38
TRB24 Hakkari	**Toplam**	**7**	**1 132**	**647**	**485**	**41**	**26**	**15**	**36**
	İmam Hatip Lisesi Büny. İ.H.Ortaokulu	-	-	-	-	-	-	-	-
	İmam Hatip Ortaokulu	7	1 132	647	485	41	26	15	36
TRC11 Gaziantep	**Toplam**	**42**	**13 690**	**6 432**	**7 258**	**821**	**374**	**447**	**712**
	İmam Hatip Lisesi Büny. İ.H.Ortaokulu	6	284	102	182	-	-	-	-
	İmam Hatip Ortaokulu	36	13 406	6 330	7 076	821	374	447	712
TRC12 Adıyaman	**Toplam**	**21**	**5 591**	**2 685**	**2 906**	**430**	**241**	**189**	**229**
	İmam Hatip Lisesi Büny. İ.H.Ortaokulu	4	292	133	159	-	-	-	-
	İmam Hatip Ortaokulu	17	5 299	2 552	2 747	430	241	189	229
TRC13 Kilis	**Toplam**	**5**	**1 510**	**737**	**773**	**31**	**18**	**13**	**69**
	İmam Hatip Lisesi Büny. İ.H.Ortaokulu	-	-	-	-	-	-	-	-
	İmam Hatip Ortaokulu	5	1 510	737	773	31	18	13	69
TRC21 Şanlıurfa	**Toplam**	**144**	**26 058**	**11 983**	**14 075**	**1 109**	**582**	**527**	**910**
	İmam Hatip Lisesi Büny. İ.H.Ortaokulu	18	2 887	758	2 129	-	-	-	-
	İmam Hatip Ortaokulu	126	23 171	11 225	11 946	1 109	582	527	910
TRC22 Diyarbakır	**Toplam**	**38**	**10 650**	**5 271**	**5 379**	**629**	**333**	**296**	**412**
	İmam Hatip Lisesi Büny. İ.H.Ortaokulu	4	831	354	477	-	-	-	-
	İmam Hatip Ortaokulu	34	9 819	4 917	4 902	629	333	296	412
TRC31 Mardin	**Toplam**	**93**	**7 485**	**3 575**	**3 910**	**415**	**229**	**186**	**278**
	İmam Hatip Lisesi Büny. İ.H.Ortaokulu	7	927	289	638	-	-	-	-
	İmam Hatip Ortaokulu	86	6 558	3 286	3 272	415	229	186	278
TRC32 Batman	**Toplam**	**14**	**5 036**	**2 285**	**2 751**	**271**	**152**	**119**	**152**
	İmam Hatip Lisesi Büny. İ.H.Ortaokulu	2	260	69	191	-	-	-	-
	İmam Hatip Ortaokulu	12	4 776	2 216	2 560	271	152	119	152
TRC33 Şırnak	**Toplam**	**7**	**901**	**484**	**417**	**59**	**27**	**32**	**44**
	İmam Hatip Lisesi Büny. İ.H.Ortaokulu	-	-	-	-	-	-	-	-
	İmam Hatip Ortaokulu	7	901	484	417	59	27	32	44
TRC34 Siirt	**Toplam**	**13**	**2 090**	**860**	**1 230**	**129**	**73**	**56**	**93**
	İmam Hatip Lisesi Büny. İ.H.Ortaokulu	2	231	105	126	-	-	-	-
	İmam Hatip Ortaokulu	11	1 859	755	1 104	129	73	56	93

Not. İmam Hatip Ortaokulu okul, öğrenci, öğretmen ve derslik sayıları, ortaokul bilgileri içerisinde de yer almaktadır.

(1) Kadrolu ve sözleşmeli öğretmenleri kapsar.

Note. The number of schools, students, teachers and classrooms in Imam and Preacher Lower Secondary Schools are also included in lower secondary schools data.

(1) Includes permanent and contractual teaching staff.

2.6.a İstatistiki Bölge Birimleri Sınıflaması 3. düzey, yerleşim yeri, sınıflara göre ilkokullarda, okul, şube ve öğrenci sayısı

[2016/'17 öğretim yılı]

		Toplam - Total					**Özel Eğitim**[1] Special Education[1]			**1. Sınıf** [1] - Grade 1 [1]		
				Öğrenci - Student								
İBBS 3. Düzey		**Okul** School	**Şube** Division	**Toplam** Total	**Erkek** Male	**Kadın** Female	**Şube** Division	**Erkek** Male	**Kadın** Female	**Şube** Division	**Erkek** Male	**Kadın** Female
TR Türkiye	**Toplam**	**25 479**	**243 724**	**4 972 430**	**2 550 915**	**2 421 515**	**10 933**	**13 705**	**7 768**	**62 441**	**697 455**	**658 121**
	Şehir	**19 153**	**215 431**	**4 649 231**	**2 385 536**	**2 263 695**	**10 599**	**13 440**	**7 601**	**55 106**	**653 281**	**616 279**
	Köy	**6 326**	**28 293**	**323 199**	**165 379**	**157 820**	**334**	**265**	**167**	**7 335**	**44 174**	**41 842**
TR100 İstanbul	**Toplam**	**1 467**	**32 316**	**863 609**	**443 213**	**420 396**	**2 639**	**3 456**	**2 003**	**7 979**	**121 279**	**115 180**
	Şehir	1 467	32 316	863 609	443 213	420 396	2 639	3 456	2 003	7 979	121 279	115 180
	Köy	-	-	-	-	-	-	-	-	-	-	-
TR211 Tekirdağ	**Toplam**	**169**	**2 414**	**54 109**	**27 875**	**26 234**	**172**	**205**	**125**	**610**	**7 460**	**7 048**
	Şehir	169	2 414	54 109	27 875	26 234	172	205	125	610	7 460	7 048
	Köy	-	-	-	-	-	-	-	-	-	-	-
TR212 Edirne	**Toplam**	**111**	**894**	**15 883**	**8 179**	**7 704**	**12**	**12**	**9**	**231**	**2 134**	**2 051**
	Şehir	63	697	13 497	6 953	6 544	12	12	9	182	1 810	1 772
	Köy	48	197	2 386	1 226	1 160	-	-	-	49	324	279
TR213 Kırklareli	**Toplam**	**83**	**734**	**13 870**	**7 104**	**6 766**	**24**	**24**	**12**	**191**	**1 830**	**1 858**
	Şehir	44	554	11 720	5 996	5 724	24	24	12	146	1 576	1 590
	Köy	39	180	2 150	1 108	1 042	-	-	-	45	254	268
TR221 Balıkesir	**Toplam**	**353**	**2 996**	**51 726**	**26 666**	**25 060**	**129**	**123**	**67**	**747**	**7 033**	**6 450**
	Şehir	353	2 996	51 726	26 666	25 060	129	123	67	747	7 033	6 450
	Köy	-	-	-	-	-	-	-	-	-	-	-
TR222 Çanakkale	**Toplam**	**136**	**1 184**	**21 326**	**10 837**	**10 489**	**106**	**89**	**52**	**287**	**2 835**	**2 643**
	Şehir	58	756	15 310	7 757	7 553	71	65	37	183	2 066	1 920
	Köy	78	428	6 016	3 080	2 936	35	24	15	104	769	723
TR310 İzmir	**Toplam**	**778**	**10 473**	**212 781**	**109 332**	**103 449**	**708**	**780**	**403**	**2 596**	**28 771**	**27 389**
	Şehir	778	10 473	212 781	109 332	103 449	708	780	403	2 596	28 771	27 389
	Köy	-	-	-	-	-	-	-	-	-	-	-
TR321 Aydın	**Toplam**	**347**	**3 058**	**52 565**	**26 981**	**25 584**	**102**	**123**	**89**	**801**	**6 906**	**6 719**
	Şehir	347	3 058	52 565	26 981	25 584	102	123	89	801	6 906	6 719
	Köy	-	-	-	-	-	-	-	-	-	-	-
TR322 Denizli	**Toplam**	**296**	**2 804**	**52 533**	**26 987**	**25 546**	**112**	**109**	**59**	**702**	**7 044**	**6 528**
	Şehir	296	2 804	52 533	26 987	25 546	112	109	59	702	7 044	6 528
	Köy	-	-	-	-	-	-	-	-	-	-	-
TR323 Muğla	**Toplam**	**328**	**2 585**	**44 488**	**22 964**	**21 524**	**157**	**176**	**59**	**656**	**6 111**	**5 714**
	Şehir	328	2 585	44 488	22 964	21 524	157	176	59	656	6 111	5 714
	Köy	-	-	-	-	-	-	-	-	-	-	-
TR331 Manisa	**Toplam**	**494**	**4 176**	**73 247**	**37 683**	**35 564**	**247**	**321**	**163**	**1 053**	**9 902**	**9 233**
	Şehir	494	4 176	73 247	37 683	35 564	247	321	163	1 053	9 902	9 233
	Köy	-	-	-	-	-	-	-	-	-	-	-
TR332 Afyonkarahisar	**Toplam**	**376**	**2 444**	**40 760**	**20 903**	**19 857**	**46**	**56**	**33**	**641**	**5 474**	**5 229**
	Şehir	132	1 237	24 905	12 871	12 034	29	35	19	327	3 408	3 185
	Köy	244	1 207	15 855	8 032	7 823	17	21	14	314	2 066	2 044
TR333 Kütahya	**Toplam**	**224**	**1 618**	**26 278**	**13 441**	**12 837**	**62**	**44**	**36**	**406**	**3 522**	**3 424**
	Şehir	96	1 047	20 837	10 691	10 146	36	30	24	266	2 829	2 740
	Köy	128	571	5 441	2 750	2 691	26	14	12	140	693	684
TR334 Uşak	**Toplam**	**120**	**996**	**17 559**	**9 078**	**8 481**	**30**	**37**	**16**	**254**	**2 395**	**2 154**
	Şehir	47	669	14 004	7 240	6 764	26	32	16	171	1 897	1 709
	Köy	73	327	3 555	1 838	1 717	4	5	-	83	498	445
TR411 Bursa	**Toplam**	**478**	**7 491**	**172 276**	**88 484**	**83 792**	**513**	**711**	**381**	**1 857**	**23 469**	**22 026**
	Şehir	478	7 491	172 276	88 484	83 792	513	711	381	1 857	23 469	22 026
	Köy	-	-	-	-	-	-	-	-	-	-	-
TR412 Eskişehir	**Toplam**	**153**	**2 062**	**38 436**	**19 764**	**18 672**	**97**	**130**	**64**	**509**	**5 073**	**4 759**
	Şehir	153	2 062	38 436	19 764	18 672	97	130	64	509	5 073	4 759
	Köy	-	-	-	-	-	-	-	-	-	-	-
TR413 Bilecik	**Toplam**	**59**	**500**	**9 985**	**5 114**	**4 871**	**14**	**9**	**12**	**129**	**1 370**	**1 288**
	Şehir	40	416	9 035	4 649	4 386	13	8	12	108	1 245	1 146
	Köy	19	84	950	465	485	1	1	-	21	125	142
TR421 Kocaeli	**Toplam**	**324**	**4 631**	**112 682**	**57 813**	**54 869**	**159**	**268**	**178**	**1 213**	**15 242**	**14 468**
	Şehir	324	4 631	112 682	57 813	54 869	159	268	178	1 213	15 242	14 468
	Köy	-	-	-	-	-	-	-	-	-	-	-
TR422 Sakarya	**Toplam**	**299**	**2 712**	**54 515**	**28 040**	**26 475**	**124**	**181**	**83**	**689**	**7 437**	**6 805**
	Şehir	299	2 712	54 515	28 040	26 475	124	181	83	689	7 437	6 805
	Köy	-	-	-	-	-	-	-	-	-	-	-
TR423 Düzce	**Toplam**	**113**	**1 033**	**19 946**	**10 147**	**9 799**	**45**	**52**	**37**	**266**	**2 550**	**2 509**
	Şehir	50	685	14 351	7 308	7 043	37	45	31	176	1 860	1 800
	Köy	63	348	5 595	2 839	2 756	8	7	6	90	690	709

Not. Özel eğitime muhtaç öğrenciler için açılmış müstakil sınıflar yok ise; bu öğrenciler normal öğrenciler içinde gösterilmiştir.

(1) Yeni kayıt olan öğrencileri de kapsar.

2.6.a Number of schools, divisions and students in primary schools by grade and settlement place according to Statistical Regions Level 3

[The educational year 2016/'17]

2. Sınıf - Grade 2			**3. Sınıf -** Grade 3			**4. Sınıf** - Grade 4				
Şube Division	**Erkek** Male	**Kadın** Female	**Şube** Division	**Erkek** Male	**Kadın** Female	**Şube** Division	**Erkek** Male	**Kadın** Female		SR- Level 3
57 597	**618 183**	**586 682**	**56 697**	**604 267**	**577 616**	**56 056**	**617 305**	**591 328**	**Total**	Turkey TR
50 687	**578 524**	**548 499**	**49 852**	**565 019**	**540 323**	**49 187**	**575 272**	**550 993**	**City**	
6 910	**39 659**	**38 183**	**6 845**	**39 248**	**37 293**	**6 869**	**42 033**	**40 335**	**Village**	
7 381	**107 241**	**101 384**	**7 243**	**105 055**	**100 324**	**7 074**	**106 182**	**101 505**	**Total**	İstanbul TR100
7 381	107 241	101 384	7 243	105 055	100 324	7 074	106 182	101 505	City	
-	-	-	-	-	-	-	-	-	Village	
558	**6 927**	**6 523**	**545**	**6 615**	**6 216**	**529**	**6 668**	**6 322**	**Total**	Tekirdağ TR211
558	6 927	6 523	545	6 615	6 216	529	6 668	6 322	City	
-	-	-	-	-	-	-	-	-	Village	
217	**2 003**	**1 823**	**221**	**2 017**	**1 850**	**213**	**2 013**	**1 971**	**Total**	Edirne TR212
167	1 695	1 558	171	1 708	1 537	165	1 728	1 668	City	
50	308	265	50	309	313	48	285	303	Village	
175	**1 788**	**1 625**	**171**	**1 690**	**1 599**	**173**	**1 772**	**1 672**	**Total**	Kırklareli TR213
130	1 507	1 386	126	1 390	1 331	128	1 499	1 405	City	
45	281	239	45	300	268	45	273	267	Village	
712	**6 567**	**6 143**	**703**	**6 377**	**6 115**	**705**	**6 566**	**6 285**	**Total**	Balıkesir TR221
712	6 567	6 143	703	6 377	6 115	705	6 566	6 285	City	
-	-	-	-	-	-	-	-	-	Village	
268	**2 635**	**2 687**	**268**	**2 579**	**2 489**	**255**	**2 699**	**2 618**	**Total**	Çanakkale TR222
170	1 909	1 945	167	1 800	1 782	165	1 917	1 869	City	
98	726	742	101	779	707	90	782	749	Village	
2 444	**27 172**	**25 467**	**2 382**	**26 158**	**25 046**	**2 343**	**26 451**	**25 144**	**Total**	İzmir TR310
2 444	27 172	25 467	2 382	26 158	25 046	2 343	26 451	25 144	City	
-	-	-	-	-	-	-	-	-	Village	
721	**6 666**	**6 172**	**717**	**6 595**	**6 277**	**717**	**6 691**	**6 327**	**Total**	Aydın TR321
721	6 666	6 172	717	6 595	6 277	717	6 691	6 327	City	
-	-	-	-	-	-	-	-	-	Village	
665	**6 632**	**6 208**	**658**	**6 604**	**6 257**	**667**	**6 598**	**6 494**	**Total**	Denizli TR322
665	6 632	6 208	658	6 604	6 257	667	6 598	6 494	City	
-	-	-	-	-	-	-	-	-	Village	
595	**5 677**	**5 343**	**578**	**5 377**	**5 086**	**599**	**5 623**	**5 322**	**Total**	Muğla TR323
595	5 677	5 343	578	5 377	5 086	599	5 623	5 322	City	
-	-	-	-	-	-	-	-	-	Village	
952	**9 065**	**8 570**	**961**	**8 988**	**8 642**	**963**	**9 407**	**8 956**	**Total**	Manisa TR331
952	9 065	8 570	961	8 988	8 642	963	9 407	8 956	City	
-	-	-	-	-	-	-	-	-	Village	
591	**5 106**	**4 858**	**577**	**4 989**	**4 698**	**589**	**5 278**	**5 039**	**Total**	Afyonkarahisar TR332
301	3 168	2 997	287	3 046	2 860	293	3 214	2 973	City	
290	1 938	1 861	290	1 943	1 838	296	2 064	2 066	Village	
389	**3 231**	**3 085**	**383**	**3 277**	**3 073**	**378**	**3 367**	**3 219**	**Total**	Kütahya TR333
255	2 552	2 453	246	2 646	2 405	244	2 634	2 524	City	
134	679	632	137	631	668	134	733	695	Village	
239	**2 228**	**2 078**	**236**	**2 165**	**2 102**	**237**	**2 253**	**2 131**	**Total**	Uşak TR334
159	1 802	1 649	157	1 729	1 718	156	1 780	1 672	City	
80	426	429	79	436	384	81	473	459	Village	
1 728	**21 894**	**20 660**	**1 714**	**21 415**	**20 223**	**1 679**	**20 995**	**20 502**	**Total**	Bursa TR411
1 728	21 894	20 660	1 714	21 415	20 223	1 679	20 995	20 502	City	
-	-	-	-	-	-	-	-	-	Village	
493	**4 838**	**4 587**	**479**	**4 840**	**4 564**	**484**	**4 883**	**4 698**	**Total**	Eskişehir TR412
493	4 838	4 587	479	4 840	4 564	484	4 883	4 698	City	
-	-	-	-	-	-	-	-	-	Village	
126	**1 245**	**1 209**	**116**	**1 218**	**1 161**	**115**	**1 272**	**1 201**	**Total**	Bilecik TR413
106	1 135	1 114	96	1 110	1 042	93	1 151	1 072	City	
20	110	95	20	108	119	22	121	129	Village	
1 113	**14 242**	**13 517**	**1 085**	**13 921**	**13 323**	**1 061**	**14 140**	**13 383**	**Total**	Kocaeli TR421
1 113	14 242	13 517	1 085	13 921	13 323	1 061	14 140	13 383	City	
-	-	-	-	-	-	-	-	-	Village	
635	**6 724**	**6 430**	**625**	**6 733**	**6 414**	**639**	**6 965**	**6 743**	**Total**	Sakarya TR422
635	6 724	6 430	625	6 733	6 414	639	6 965	6 743	City	
-	-	-	-	-	-	-	-	-	Village	
242	**2 508**	**2 382**	**236**	**2 442**	**2 389**	**244**	**2 595**	**2 482**	**Total**	Düzce TR423
158	1 803	1 713	156	1 760	1 697	158	1 840	1 802	City	
84	705	669	80	682	692	86	755	680	Village	

Note. In cases where separate classes for students in need of special education is not available, figures for the said students are included in regular enrollment.

(1) Includes also new entrant students.

2.6.a İstatistiki Bölge Birimleri Sınıflaması 3. düzey, yerleşim yeri, sınıflara göre ilkokullarda, okul, şube ve öğrenci sayısı
[2016/'17 öğretim yılı]

		Toplam - Total					**Özel Eğitim**[1] Special Education[1]			**1. Sınıf** [1] - Grade 1 [1]		
				Öğrenci - Student								
İBBS 3. Düzey		**Okul** School	**Şube** Division	**Toplam** Total	**Erkek** Male	**Kadın** Female	**Şube** Division	**Erkek** Male	**Kadın** Female	**Şube** Division	**Erkek** Male	**Kadın** Female
TR424 Bolu	**Toplam**	**75**	**739**	**13 711**	**7 109**	**6 602**	**68**	**63**	**46**	**180**	**1 806**	**1 658**
	Şehir	49	589	11 856	6 103	5 753	51	49	38	146	1 569	1 449
	Köy	26	150	1 855	1 006	849	17	14	8	34	237	209
TR425 Yalova	**Toplam**	**59**	**618**	**12 442**	**6 415**	**6 027**	**39**	**50**	**23**	**159**	**1 713**	**1 608**
	Şehir	32	455	9 643	4 990	4 653	32	43	19	117	1 315	1 240
	Köy	27	163	2 799	1 425	1 374	7	7	4	42	398	368
TR510 Ankara	**Toplam**	**806**	**13 363**	**295 811**	**152 394**	**143 417**	**740**	**891**	**449**	**3 334**	**39 947**	**37 660**
	Şehir	806	13 363	295 811	152 394	143 417	740	891	449	3 334	39 947	37 660
	Köy	-	-	-	-	-	-	-	-	-	-	-
TR521 Konya	**Toplam**	**762**	**6 951**	**137 406**	**70 663**	**66 743**	**307**	**386**	**242**	**1 730**	**18 708**	**17 528**
	Şehir	762	6 951	137 406	70 663	66 743	307	386	242	1 730	18 708	17 528
	Köy	-	-	-	-	-	-	-	-	-	-	-
TR522 Karaman	**Toplam**	**91**	**784**	**14 047**	**7 188**	**6 859**	**41**	**44**	**27**	**191**	**1 817**	**1 669**
	Şehir	40	546	11 016	5 673	5 343	33	36	22	135	1 441	1 308
	Köy	51	238	3 031	1 515	1 516	8	8	5	56	376	361
TR611 Antalya	**Toplam**	**547**	**6 210**	**132 246**	**68 096**	**64 150**	**505**	**557**	**312**	**1 545**	**18 105**	**16 834**
	Şehir	547	6 210	132 246	68 096	64 150	505	557	312	1 545	18 105	16 834
	Köy	-	-	-	-	-	-	-	-	-	-	-
TR612 Isparta	**Toplam**	**168**	**1 234**	**21 092**	**10 813**	**10 279**	**40**	**32**	**27**	**321**	**2 754**	**2 635**
	Şehir	67	779	16 343	8 356	7 987	34	28	23	202	2 140	2 081
	Köy	101	455	4 749	2 457	2 292	6	4	4	119	614	554
TR613 Burdur	**Toplam**	**104**	**748**	**11 875**	**6 158**	**5 717**	**38**	**33**	**28**	**185**	**1 625**	**1 454**
	Şehir	46	493	9 110	4 707	4 403	30	30	22	122	1 258	1 130
	Köy	58	255	2 765	1 451	1 314	8	3	6	63	367	324
TR621 Adana	**Toplam**	**522**	**6 895**	**148 797**	**76 440**	**72 357**	**202**	**293**	**156**	**1 826**	**21 460**	**19 880**
	Şehir	522	6 895	148 797	76 440	72 357	202	293	156	1 826	21 460	19 880
	Köy	-	-	-	-	-	-	-	-	-	-	-
TR622 Mersin	**Toplam**	**450**	**5 567**	**113 415**	**58 117**	**55 298**	**218**	**279**	**163**	**1 441**	**15 911**	**15 088**
	Şehir	450	5 567	113 415	58 117	55 298	218	279	163	1 441	15 911	15 088
	Köy	-	-	-	-	-	-	-	-	-	-	-
TR631 Hatay	**Toplam**	**567**	**5 765**	**120 835**	**61 954**	**58 881**	**235**	**273**	**153**	**1 616**	**18 754**	**17 740**
	Şehir	567	5 765	120 835	61 954	58 881	235	273	153	1 616	18 754	17 740
	Köy	-	-	-	-	-	-	-	-	-	-	-
TR632 Kahramanmaraş	**Toplam**	**511**	**4 341**	**87 189**	**44 771**	**42 418**	**177**	**240**	**150**	**1 143**	**12 459**	**11 911**
	Şehir	511	4 341	87 189	44 771	42 418	177	240	150	1 143	12 459	11 911
	Köy	-	-	-	-	-	-	-	-	-	-	-
TR633 Osmaniye	**Toplam**	**184**	**1 882**	**38 183**	**19 572**	**18 611**	**48**	**72**	**44**	**509**	**5 574**	**5 320**
	Şehir	78	1 370	31 739	16 260	15 479	37	67	34	374	4 722	4 474
	Köy	106	512	6 444	3 312	3 132	11	5	10	135	852	846
TR711 Kırıkkale	**Toplam**	**87**	**892**	**14 002**	**7 119**	**6 883**	**43**	**37**	**35**	**207**	**1 840**	**1 756**
	Şehir	55	754	12 905	6 522	6 383	42	36	35	171	1 702	1 619
	Köy	32	138	1 097	597	500	1	1	-	36	138	137
TR712 Aksaray	**Toplam**	**216**	**1 445**	**26 109**	**13 407**	**12 702**	**36**	**51**	**22**	**388**	**3 486**	**3 448**
	Şehir	76	794	17 467	9 026	8 441	27	42	17	215	2 366	2 309
	Köy	140	651	8 642	4 381	4 261	9	9	5	173	1 120	1 139
TR713 Niğde	**Toplam**	**173**	**1 190**	**21 988**	**11 345**	**10 643**	**29**	**37**	**20**	**306**	**2 890**	**2 729**
	Şehir	50	565	12 542	6 536	6 006	29	37	20	141	1 610	1 532
	Köy	123	625	9 446	4 809	4 637	-	-	-	165	1 280	1 197
TR714 Nevşehir	**Toplam**	**129**	**1 005**	**16 665**	**8 580**	**8 085**	**61**	**54**	**34**	**250**	**2 282**	**2 082**
	Şehir	43	570	10 958	5 605	5 353	55	51	29	135	1 481	1 407
	Köy	86	435	5 707	2 975	2 732	6	3	5	115	801	675
TR715 Kırşehir	**Toplam**	**81**	**679**	**11 465**	**5 870**	**5 595**	**11**	**16**	**2**	**176**	**1 489**	**1 363**
	Şehir	55	552	10 226	5 229	4 997	11	16	2	143	1 342	1 231
	Köy	26	127	1 239	641	598	-	-	-	33	147	132
TR721 Kayseri	**Toplam**	**401**	**4 412**	**91 109**	**46 914**	**44 195**	**145**	**190**	**108**	**1 131**	**12 267**	**11 506**
	Şehir	401	4 412	91 109	46 914	44 195	145	190	108	1 131	12 267	11 506
	Köy	-	-	-	-	-	-	-	-	-	-	-
TR722 Sivas	**Toplam**	**318**	**2 222**	**34 644**	**17 779**	**16 865**	**77**	**113**	**52**	**566**	**4 555**	**4 224**
	Şehir	120	1 385	27 950	14 461	13 489	77	113	52	351	3 756	3 431
	Köy	198	837	6 694	3 318	3 376	-	-	-	215	799	793
TR723 Yozgat	**Toplam**	**202**	**1 425**	**22 907**	**11 749**	**11 158**	**26**	**25**	**13**	**368**	**2 932**	**2 768**
	Şehir	90	939	17 088	8 690	8 398	26	25	13	242	2 176	2 095
	Köy	112	486	5 819	3 059	2 760	-	-	-	126	756	673

Not. Özel eğitime muhtaç öğrenciler için açılmış müstakil sınıflar yok ise; bu öğrenciler normal öğrenciler içinde gösterilmiştir.
(1) Yeni kayıt olan öğrencileri de kapsar.

2.6.a Number of schools, divisions and students in primary schools by grade and settlement place according to Statistical Regions Level 3 (continued)

[The educational year 2016/'17]

2. Sınıf - Grade 2			**3. Sınıf** - Grade 3			**4. Sınıf** - Grade 4				
Şube Division	**Erkek** Male	**Kadın** Female	**Şube** Division	**Erkek** Male	**Kadın** Female	**Şube** Division	**Erkek** Male	**Kadın** Female		SR- Level 3
167	**1 766**	**1 683**	**157**	**1 736**	**1 603**	**167**	**1 738**	**1 612**	**Total**	Bolu TR424
133	1 526	1 463	126	1 483	1 402	133	1 476	1 401	City	
34	240	220	31	253	201	34	262	211	Village	
147	**1 577**	**1 512**	**137**	**1 486**	**1 444**	**136**	**1 589**	**1 440**	**Total**	Yalova TR425
107	1 250	1 168	100	1 166	1 120	99	1 216	1 106	City	
40	327	344	37	320	324	37	373	334	Village	
3 155	**37 524**	**35 135**	**3 110**	**36 727**	**34 863**	**3 024**	**37 305**	**35 310**	**Total**	Ankara TR510
3 155	37 524	35 135	3 110	36 727	34 863	3 024	37 305	35 310	City	
-	-	-	-	-	-	-	-	-	Village	
1 648	**17 256**	**16 258**	**1 662**	**16 843**	**16 155**	**1 604**	**17 470**	**16 560**	**Total**	Konya TR521
1 648	17 256	16 258	1 662	16 843	16 155	1 604	17 470	16 560	City	
-	-	-	-	-	-	-	-	-	Village	
190	**1 800**	**1 770**	**181**	**1 754**	**1 673**	**181**	**1 773**	**1 720**	**Total**	Karaman TR522
131	1 455	1 384	125	1 370	1 318	122	1 371	1 311	City	
59	345	386	56	384	355	59	402	409	Village	
1 400	**16 717**	**15 921**	**1 389**	**16 177**	**15 463**	**1 371**	**16 540**	**15 620**	**Total**	Antalya TR611
1 400	16 717	15 921	1 389	16 177	15 463	1 371	16 540	15 620	City	
-	-	-	-	-	-	-	-	-	Village	
298	**2 745**	**2 566**	**290**	**2 609**	**2 489**	**285**	**2 673**	**2 562**	**Total**	Isparta TR612
186	2 150	1 987	182	1 974	1 937	175	2 064	1 959	City	
112	595	579	108	635	552	110	609	603	Village	
180	**1 541**	**1 429**	**171**	**1 425**	**1 330**	**174**	**1 534**	**1 476**	**Total**	Burdur TR613
117	1 171	1 093	111	1 070	1 033	113	1 178	1 125	City	
63	370	336	60	355	297	61	356	351	Village	
1 627	**18 540**	**17 653**	**1 627**	**18 239**	**17 468**	**1 613**	**17 908**	**17 200**	**Total**	Adana TR621
1 627	18 540	17 653	1 627	18 239	17 468	1 613	17 908	17 200	City	
-	-	-	-	-	-	-	-	-	Village	
1 336	**14 293**	**13 441**	**1 295**	**13 610**	**13 351**	**1 277**	**14 024**	**13 255**	**Total**	Mersin TR622
1 336	14 293	13 441	1 295	13 610	13 351	1 277	14 024	13 255	City	
-	-	-	-	-	-	-	-	-	Village	
1 341	**14 449**	**13 610**	**1 290**	**14 046**	**13 355**	**1 283**	**14 432**	**14 023**	**Total**	Hatay TR631
1 341	14 449	13 610	1 290	14 046	13 355	1 283	14 432	14 023	City	
-	-	-	-	-	-	-	-	-	Village	
1 036	**10 697**	**10 224**	**1 001**	**10 726**	**10 217**	**984**	**10 649**	**9 916**	**Total**	Kahramanmaraş TR632
1 036	10 697	10 224	1 001	10 726	10 217	984	10 649	9 916	City	
-	-	-	-	-	-	-	-	-	Village	
445	**4 655**	**4 452**	**437**	**4 593**	**4 350**	**443**	**4 678**	**4 445**	**Total**	Osmaniye TR633
320	3 832	3 706	320	3 812	3 615	319	3 827	3 650	City	
125	823	746	117	781	735	124	851	795	Village	
210	**1 710**	**1 661**	**215**	**1 764**	**1 629**	**217**	**1 768**	**1 802**	**Total**	Kırıkkale TR711
176	1 549	1 560	182	1 627	1 486	183	1 608	1 683	City	
34	161	101	33	137	143	34	160	119	Village	
350	**3 411**	**3 066**	**337**	**3 168**	**2 976**	**334**	**3 291**	**3 190**	**Total**	Aksaray TR712
189	2 306	2 045	181	2 160	1 996	182	2 152	2 074	City	
161	1 105	1 021	156	1 008	980	152	1 139	1 116	Village	
287	**2 824**	**2 684**	**282**	**2 786**	**2 488**	**286**	**2 808**	**2 722**	**Total**	Niğde TR713
135	1 680	1 517	132	1 637	1 444	128	1 572	1 493	City	
152	1 144	1 167	150	1 149	1 044	158	1 236	1 229	Village	
234	**2 091**	**2 009**	**231**	**1 980**	**1 895**	**229**	**2 173**	**2 065**	**Total**	Nevşehir TR714
131	1 385	1 310	124	1 300	1 241	125	1 388	1 366	City	
103	706	699	107	680	654	104	785	699	Village	
166	**1 421**	**1 374**	**160**	**1 430**	**1 362**	**166**	**1 514**	**1 494**	**Total**	Kırşehir TR715
134	1 252	1 223	130	1 271	1 196	134	1 348	1 345	City	
32	169	151	30	159	166	32	166	149	Village	
1 044	**11 604**	**10 647**	**1 062**	**11 499**	**10 975**	**1 030**	**11 354**	**10 959**	**Total**	Kayseri TR721
1 044	11 604	10 647	1 062	11 499	10 975	1 030	11 354	10 959	City	
-	-	-	-	-	-	-	-	-	Village	
534	**4 254**	**4 091**	**530**	**4 295**	**4 121**	**515**	**4 562**	**4 377**	**Total**	Sivas TR722
326	3 429	3 241	320	3 512	3 303	311	3 651	3 462	City	
208	825	850	210	783	818	204	911	915	Village	
346	**2 890**	**2 733**	**342**	**2 942**	**2 778**	**343**	**2 960**	**2 866**	**Total**	Yozgat TR723
222	2 176	2 080	224	2 153	2 069	225	2 160	2 141	City	
124	714	653	118	789	709	118	800	725	Village	

Note. In cases where separate classes for students in need of special education is not available, figures for the said students are included in regular enrollment.

(1) Includes also new entrant students.

2.6.a İstatistiki Bölge Birimleri Sınıflaması 3. düzey, yerleşim yeri, sınıflara göre ilkokullarda, okul, şube ve öğrenci sayısı
[2016/'17 öğretim yılı]

		Toplam - Total					**Özel Eğitim**[1] Special Education[1]			**1. Sınıf** [1] - Grade 1 [1]		
				Öğrenci - Student								
İBBS 3. Düzey		**Okul** School	**Şube** Division	**Toplam** Total	**Erkek** Male	**Kadın** Female	**Şube** Division	**Erkek** Male	**Kadın** Female	**Şube** Division	**Erkek** Male	**Kadın** Female
TR811 Zonguldak	**Toplam**	**225**	**1 799**	**29 552**	**15 141**	**14 411**	**127**	**150**	**100**	**435**	**3 867**	**3 513**
	Şehir	81	1 038	20 864	10 682	10 182	80	105	74	250	2 730	2 493
	Köy	144	761	8 688	4 459	4 229	47	45	26	185	1 137	1 020
TR812 Karabük	**Toplam**	**59**	**541**	**10 260**	**5 291**	**4 969**	**10**	**6**	**11**	**150**	**1 344**	**1 283**
	Şehir	48	487	9 384	4 856	4 528	10	6	11	135	1 244	1 168
	Köy	11	54	876	435	441	-	-	-	15	100	115
TR813 Bartın	**Toplam**	**68**	**541**	**8 666**	**4 415**	**4 251**	**61**	**55**	**30**	**130**	**1 174**	**1 065**
	Şehir	21	250	4 622	2 412	2 210	24	20	13	63	643	549
	Köy	47	291	4 044	2 003	2 041	37	35	17	67	531	516
TR821 Kastamonu	**Toplam**	**126**	**988**	**16 133**	**8 315**	**7 818**	**64**	**52**	**34**	**246**	**2 178**	**1 988**
	Şehir	59	679	13 076	6 792	6 284	61	49	33	167	1 800	1 595
	Köy	67	309	3 057	1 523	1 534	3	3	1	79	378	393
TR822 Çankırı	**Toplam**	**63**	**486**	**8 108**	**4 196**	**3 912**	**29**	**37**	**13**	**119**	**1 116**	**1 065**
	Şehir	36	383	7 483	3 865	3 618	29	37	13	94	1 033	992
	Köy	27	103	625	331	294	-	-	-	25	83	73
TR823 Sinop	**Toplam**	**67**	**537**	**8 867**	**4 544**	**4 323**	**53**	**65**	**29**	**130**	**1 192**	**1 125**
	Şehir	29	361	7 134	3 669	3 465	44	56	24	89	973	914
	Köy	38	176	1 733	875	858	9	9	5	41	219	211
TR831 Samsun	**Toplam**	**476**	**3 925**	**68 835**	**35 241**	**33 594**	**123**	**172**	**101**	**1 009**	**8 998**	**8 419**
	Şehir	476	3 925	68 835	35 241	33 594	123	172	101	1 009	8 998	8 419
	Köy	-	-	-	-	-	-	-	-	-	-	-
TR832 Tokat	**Toplam**	**331**	**2 030**	**29 986**	**15 394**	**14 592**	**21**	**33**	**10**	**525**	**3 894**	**3 737**
	Şehir	105	1 107	22 550	11 548	11 002	19	31	10	285	2 925	2 819
	Köy	226	923	7 436	3 846	3 590	2	2	-	240	969	918
TR833 Çorum	**Toplam**	**232**	**1 647**	**26 894**	**13 849**	**13 045**	**87**	**104**	**63**	**418**	**3 673**	**3 340**
	Şehir	82	1 117	22 918	11 873	11 045	86	103	63	279	3 155	2 862
	Köy	150	530	3 976	1 976	2 000	1	1	-	139	518	478
TR834 Amasya	**Toplam**	**117**	**962**	**16 239**	**8 378**	**7 861**	**24**	**32**	**18**	**242**	**2 093**	**2 033**
	Şehir	57	696	13 525	6 950	6 575	22	31	17	175	1 755	1 675
	Köy	60	266	2 714	1 428	1 286	2	1	1	67	338	358
TR901 Trabzon	**Toplam**	**215**	**2 161**	**40 201**	**20 678**	**19 523**	**134**	**159**	**71**	**534**	**5 446**	**5 071**
	Şehir	215	2 161	40 201	20 678	19 523	134	159	71	534	5 446	5 071
	Köy	-	-	-	-	-	-	-	-	-	-	-
TR902 Ordu	**Toplam**	**208**	**1 969**	**37 174**	**19 188**	**17 986**	**103**	**138**	**79**	**498**	**4 802**	**4 542**
	Şehir	208	1 969	37 174	19 188	17 986	103	138	79	498	4 802	4 542
	Köy	-	-	-	-	-	-	-	-	-	-	-
TR903 Giresun	**Toplam**	**131**	**1 056**	**18 493**	**9 470**	**9 023**	**37**	**35**	**9**	**272**	**2 472**	**2 333**
	Şehir	51	724	14 712	7 560	7 152	37	35	9	187	2 026	1 874
	Köy	80	332	3 781	1 910	1 871	-	-	-	85	446	459
TR904 Rize	**Toplam**	**94**	**897**	**15 744**	**8 155**	**7 589**	**67**	**76**	**50**	**219**	**2 028**	**1 901**
	Şehir	50	695	13 370	6 877	6 493	61	72	47	169	1 721	1 625
	Köy	44	202	2 374	1 278	1 096	6	4	3	50	307	276
TR905 Artvin	**Toplam**	**57**	**484**	**7 034**	**3 589**	**3 445**	**53**	**43**	**31**	**114**	**901**	**830**
	Şehir	24	330	5 493	2 806	2 687	45	35	28	76	705	641
	Köy	33	154	1 541	783	758	8	8	3	38	196	189
TR906 Gümüşhane	**Toplam**	**62**	**426**	**5 546**	**2 754**	**2 792**	**24**	**19**	**8**	**116**	**684**	**685**
	Şehir	23	252	4 138	2 062	2 076	21	15	8	67	530	510
	Köy	39	174	1 408	692	716	3	4	-	49	154	175
TRA11 Erzurum	**Toplam**	**714**	**3 861**	**51 092**	**26 179**	**24 913**	**28**	**40**	**18**	**1 012**	**7 024**	**6 808**
	Şehir	714	3 861	51 092	26 179	24 913	28	40	18	1 012	7 024	6 808
	Köy	-	-	-	-	-	-	-	-	-	-	-
TRA12 Erzincan	**Toplam**	**105**	**702**	**11 177**	**5 677**	**5 500**	**7**	**4**	**5**	**185**	**1 505**	**1 450**
	Şehir	38	387	7 742	3 926	3 816	6	2	5	101	1 038	1 010
	Köy	67	315	3 435	1 751	1 684	1	2	-	84	467	440
TRA13 Bayburt	**Toplam**	**46**	**274**	**4 093**	**2 081**	**2 012**	**7**	**7**	**5**	**73**	**528**	**523**
	Şehir	17	146	2 731	1 351	1 380	7	7	5	39	367	359
	Köy	29	128	1 362	730	632	-	-	-	34	161	164
TRA21 Ağrı	**Toplam**	**613**	**3 492**	**53 114**	**27 201**	**25 913**	**33**	**26**	**24**	**950**	**7 895**	**7 461**
	Şehir	88	1 220	28 619	14 620	13 999	32	25	24	340	4 267	4 113
	Köy	525	2 272	24 495	12 581	11 914	1	1	-	610	3 628	3 348
TRA22 Kars	**Toplam**	**363**	**1 733**	**21 841**	**11 122**	**10 719**	**9**	**6**	**6**	**451**	**3 014**	**2 948**
	Şehir	52	442	9 232	4 669	4 563	9	6	6	121	1 245	1 242
	Köy	311	1 291	12 609	6 453	6 156	-	-	-	330	1 769	1 706

Not. Özel eğitime muhtaç öğrenciler için açılmış müstakil sınıflar yok ise; bu öğrenciler normal öğrenciler içinde gösterilmiştir.
(1) Yeni kayıt olan öğrencileri de kapsar.

2.6.a Number of schools, divisions and students in primary schools by grade and settlement place according to Statistical Regions Level 3 (continued)

[The educational year 2016/'17]

2. Sınıf - Grade 2			**3. Sınıf -** Grade 3			**4. Sınıf** - Grade 4				
Şube Division	**Erkek** Male	**Kadın** Female	**Şube** Division	**Erkek** Male	**Kadın** Female	**Şube** Division	**Erkek** Male	**Kadın** Female		SR- Level 3
415	**3 759**	**3 605**	**406**	**3 604**	**3 499**	**416**	**3 761**	**3 694**	**Total**	Zonguldak TR811
238	2 680	2 567	230	2 509	2 445	240	2 658	2 603	City	
177	1 079	1 038	176	1 095	1 054	176	1 103	1 091	Village	
126	**1 339**	**1 226**	**127**	**1 301**	**1 203**	**128**	**1 301**	**1 246**	**Total**	Karabük TR812
113	1 234	1 110	114	1 189	1 103	115	1 183	1 136	City	
13	105	116	13	112	100	13	118	110	Village	
117	**1 037**	**1 052**	**119**	**1 055**	**1 039**	**114**	**1 094**	**1 065**	**Total**	Bartın TR813
54	563	543	58	603	552	51	583	553	City	
63	474	509	61	452	487	63	511	512	Village	
220	**2 033**	**1 897**	**228**	**1 985**	**1 890**	**230**	**2 067**	**2 009**	**Total**	Kastamonu TR821
145	1 666	1 558	151	1 601	1 495	155	1 676	1 603	City	
75	367	339	77	384	395	75	391	406	Village	
114	**1 031**	**937**	**112**	**999**	**960**	**112**	**1 013**	**937**	**Total**	Çankırı TR822
89	970	874	86	910	892	85	915	847	City	
25	61	63	26	89	68	27	98	90	Village	
118	**1 134**	**1 041**	**121**	**1 094**	**1 096**	**115**	**1 059**	**1 032**	**Total**	Sinop TR823
76	922	842	78	880	868	74	838	817	City	
42	212	199	43	214	228	41	221	215	Village	
933	**8 588**	**8 249**	**924**	**8 526**	**8 213**	**936**	**8 957**	**8 612**	**Total**	Samsun TR831
933	8 588	8 249	924	8 526	8 213	936	8 957	8 612	City	
-	-	-	-	-	-	-	-	-	Village	
497	**3 882**	**3 550**	**490**	**3 648**	**3 599**	**497**	**3 937**	**3 696**	**Total**	Tokat TR832
269	2 916	2 694	263	2 758	2 700	271	2 918	2 779	City	
228	966	856	227	890	899	226	1 019	917	Village	
377	**3 415**	**3 233**	**388**	**3 255**	**3 250**	**377**	**3 402**	**3 159**	**Total**	Çorum TR833
249	2 915	2 758	258	2 808	2 716	245	2 892	2 646	City	
128	500	475	130	447	534	132	510	513	Village	
231	**2 097**	**1 980**	**233**	**2 070**	**1 946**	**232**	**2 086**	**1 884**	**Total**	Amasya TR834
165	1 734	1 645	168	1 726	1 651	166	1 704	1 587	City	
66	363	335	65	344	295	66	382	297	Village	
499	**5 165**	**4 935**	**501**	**4 891**	**4 636**	**493**	**5 017**	**4 810**	**Total**	Trabzon TR901
499	5 165	4 935	501	4 891	4 636	493	5 017	4 810	City	
-	-	-	-	-	-	-	-	-	Village	
460	**4 615**	**4 369**	**453**	**4 699**	**4 427**	**455**	**4 934**	**4 569**	**Total**	Ordu TR902
460	4 615	4 369	453	4 699	4 427	455	4 934	4 569	City	
-	-	-	-	-	-	-	-	-	Village	
251	**2 290**	**2 117**	**245**	**2 329**	**2 167**	**251**	**2 344**	**2 397**	**Total**	Giresun TR903
167	1 813	1 664	163	1 831	1 724	170	1 855	1 881	City	
84	477	453	82	498	443	81	489	516	Village	
210	**2 086**	**1 940**	**197**	**1 926**	**1 815**	**204**	**2 039**	**1 883**	**Total**	Rize TR904
161	1 771	1 647	149	1 621	1 581	155	1 692	1 593	City	
49	315	293	48	305	234	49	347	290	Village	
105	**874**	**835**	**107**	**866**	**825**	**105**	**905**	**924**	**Total**	Artvin TR905
69	669	667	70	675	632	70	722	719	City	
36	205	168	37	191	193	35	183	205	Village	
101	**659**	**705**	**94**	**704**	**668**	**91**	**688**	**726**	**Total**	Gümüşhane TR906
60	508	552	53	514	483	51	495	523	City	
41	151	153	41	190	185	40	193	203	Village	
944	**6 382**	**6 012**	**947**	**6 330**	**5 976**	**930**	**6 403**	**6 099**	**Total**	Erzurum TRA11
944	6 382	6 012	947	6 330	5 976	930	6 403	6 099	City	
-	-	-	-	-	-	-	-	-	Village	
170	**1 344**	**1 346**	**168**	**1 384**	**1 351**	**172**	**1 440**	**1 348**	**Total**	Erzincan TRA12
95	960	927	93	935	951	92	991	923	City	
75	384	419	75	449	400	80	449	425	Village	
66	**528**	**508**	**66**	**527**	**524**	**62**	**491**	**452**	**Total**	BayburtTRA13
35	351	347	34	339	370	31	287	299	City	
31	177	161	32	188	154	31	204	153	Village	
859	**6 546**	**6 373**	**832**	**6 253**	**5 819**	**818**	**6 481**	**6 236**	**Total**	Ağrı TRA21
292	3 543	3 395	281	3 335	3 155	275	3 450	3 312	City	
567	3 003	2 978	551	2 918	2 664	543	3 031	2 924	Village	
429	**2 717**	**2 544**	**420**	**2 637**	**2 547**	**424**	**2 748**	**2 674**	**Total**	Kars TRA22
105	1 178	1 076	102	1 083	1 101	105	1 157	1 138	City	
324	1 539	1 468	318	1 554	1 446	319	1 591	1 536	Village	

Note. In cases where separate classes for students in need of special education is not available, figures for the said students are included in regular enrollment.

(1) Includes also new entrant students.

2.6.a İstatistiki Bölge Birimleri Sınıflaması 3. düzey, yerleşim yeri, sınıflara göre ilkokullarda, okul, şube ve öğrenci sayısı
[2016/'17 öğretim yılı]

		Toplam - Total					**Özel Eğitim**[1] Special Education[1]			**1. Sınıf** [1] - Grade 1 [1]		
				Öğrenci - Student								
İBBS 3. Düzey		**Okul** School	**Şube** Division	**Toplam** Total	**Erkek** Male	**Kadın** Female	**Şube** Division	**Erkek** Male	**Kadın** Female	**Şube** Division	**Erkek** Male	**Kadın** Female
TRA23 Iğdır	**Toplam**	**142**	**948**	**15 414**	**7 935**	**7 479**	**21**	**19**	**9**	**248**	**2 168**	**2 039**
	Şehir	35	422	8 923	4 603	4 320	17	17	7	110	1 272	1 164
	Köy	107	526	6 491	3 332	3 159	4	2	2	138	896	875
TRA24 Ardahan	**Toplam**	**88**	**414**	**5 515**	**2 796**	**2 719**	**1**	**2**	-	**109**	**747**	**708**
	Şehir	18	129	2 526	1 273	1 253	1	2	-	35	339	345
	Köy	70	285	2 989	1 523	1 466	-	-	-	74	408	363
TRB11 Malatya	**Toplam**	**321**	**2 656**	**49 167**	**25 148**	**24 019**	**52**	**87**	**48**	**700**	**6 860**	**6 340**
	Şehir	321	2 656	49 167	25 148	24 019	52	87	48	700	6 860	6 340
	Köy	-	-	-	-	-	-	-	-	-	-	-
TRB12 Elazığ	**Toplam**	**211**	**1 906**	**34 616**	**17 881**	**16 735**	**54**	**68**	**48**	**481**	**4 653**	**4 385**
	Şehir	86	1 328	28 224	14 603	13 621	49	67	45	330	3 796	3 586
	Köy	125	578	6 392	3 278	3 114	5	1	3	151	857	799
TRB13 Bingöl	**Toplam**	**227**	**1 297**	**18 565**	**9 394**	**9 171**	**41**	**45**	**28**	**330**	**2 474**	**2 478**
	Şehir	43	553	11 713	5 937	5 776	37	42	27	140	1 574	1 557
	Köy	184	744	6 852	3 457	3 395	4	3	1	190	900	921
TRB14 Tunceli	**Toplam**	**28**	**203**	**2 714**	**1 384**	**1 330**	**13**	**11**	**6**	**48**	**352**	**342**
	Şehir	16	150	2 281	1 170	1 111	12	11	5	34	297	286
	Köy	12	53	433	214	219	1	-	1	14	55	56
TRB21 Van	**Toplam**	**879**	**5 675**	**107 627**	**54 883**	**52 744**	**114**	**154**	**82**	**1 465**	**15 260**	**14 659**
	Şehir	879	5 675	107 627	54 883	52 744	114	154	82	1 465	15 260	14 659
	Köy	-	-	-	-	-	-	-	-	-	-	-
TRB22 Muş	**Toplam**	**423**	**2 410**	**39 440**	**20 267**	**19 173**	**23**	**21**	**8**	**668**	**5 871**	**5 219**
	Şehir	61	679	15 639	8 100	7 539	23	21	8	189	2 322	2 053
	Köy	362	1 731	23 801	12 167	11 634	-	-	-	479	3 549	3 166
TRB23 Bitlis	**Toplam**	**446**	**2 305**	**30 595**	**15 758**	**14 837**	**34**	**39**	**18**	**592**	**4 249**	**3 967**
	Şehir	77	736	15 593	8 020	7 573	21	26	10	189	2 164	1 989
	Köy	369	1 569	15 002	7 738	7 264	13	13	8	403	2 085	1 978
TRB24 Hakkari	**Toplam**	**221**	**1 273**	**22 202**	**11 485**	**10 717**	**62**	**62**	**37**	**328**	**3 165**	**2 994**
	Şehir	44	563	12 431	6 444	5 987	44	62	36	142	1 756	1 637
	Köy	177	710	9 771	5 041	4 730	18	-	1	186	1 409	1 357
TRC11 Gaziantep	**Toplam**	**530**	**7 386**	**181 297**	**92 283**	**89 014**	**152**	**276**	**159**	**1 993**	**28 030**	**26 908**
	Şehir	530	7 386	181 297	92 283	89 014	152	276	159	1 993	28 030	26 908
	Köy	-	-	-	-	-	-	-	-	-	-	-
TRC12 Adıyaman	**Toplam**	**469**	**2 948**	**48 257**	**24 612**	**23 645**	**71**	**90**	**65**	**758**	**6 686**	**6 190**
	Şehir	84	1 348	32 043	16 401	15 642	69	88	65	349	4 550	4 120
	Köy	385	1 600	16 214	8 211	8 003	2	2	-	409	2 136	2 070
TRC13 Kilis	**Toplam**	**96**	**631**	**12 263**	**6 373**	**5 890**	**16**	**29**	**16**	**206**	**2 724**	**2 454**
	Şehir	28	345	9 043	4 711	4 332	13	26	15	120	1 936	1 728
	Köy	68	286	3 220	1 662	1 558	3	3	1	86	788	726
TRC21 Şanlıurfa	**Toplam**	**1 291**	**9 559**	**219 483**	**111 841**	**107 642**	**290**	**497**	**292**	**2 585**	**36 022**	**34 128**
	Şehir	1 291	9 559	219 483	111 841	107 642	290	497	292	2 585	36 022	34 128
	Köy	-	-	-	-	-	-	-	-	-	-	-
TRC22 Diyarbakır	**Toplam**	**966**	**7 222**	**148 450**	**75 981**	**72 469**	**146**	**218**	**129**	**1 855**	**21 047**	**19 740**
	Şehir	966	7 222	148 450	75 981	72 469	146	218	129	1 855	21 047	19 740
	Köy	-	-	-	-	-	-	-	-	-	-	-
TRC31 Mardin	**Toplam**	**604**	**4 034**	**75 672**	**38 554**	**37 118**	**79**	**85**	**59**	**1 052**	**11 172**	**10 392**
	Şehir	604	4 034	75 672	38 554	37 118	79	85	59	1 052	11 172	10 392
	Köy	-	-	-	-	-	-	-	-	-	-	-
TRC32 Batman	**Toplam**	**400**	**2 833**	**54 220**	**27 712**	**26 508**	**54**	**80**	**43**	**723**	**7 373**	**7 030**
	Şehir	91	1 568	42 800	21 901	20 899	54	80	43	400	5 915	5 609
	Köy	309	1 265	11 420	5 811	5 609	-	-	-	323	1 458	1 421
TRC33 Şırnak	**Toplam**	**299**	**2 217**	**52 026**	**26 800**	**25 226**	**17**	**19**	**16**	**606**	**8 138**	**7 425**
	Şehir	65	1 019	30 065	15 427	14 638	17	19	16	291	4 850	4 420
	Köy	234	1 198	21 961	11 373	10 588	-	-	-	315	3 288	3 005
TRC34 Siirt	**Toplam**	**305**	**1 808**	**31 346**	**15 912**	**15 434**	**8**	**2**	**3**	**477**	**4 425**	**4 267**
	Şehir	57	755	19 082	9 678	9 404	8	2	3	206	2 785	2 703
	Köy	248	1 053	12 264	6 234	6 030	-	-	-	271	1 640	1 564

Not. Özel eğitime muhtaç öğrenciler için açılmış müstakil sınıflar yok ise; bu öğrenciler normal öğrenciler içinde gösterilmiştir.
(1) Yeni kayıt olan öğrencileri de kapsar.

2.6.a Number of schools, divisions and students in primary schools by grade and settlement place according to Statistical Regions Level 3 (continued)

[The educational year 2016/'17]

2. Sınıf - Grade 2			**3. Sınıf -** Grade 3			**4. Sınıf** - Grade 4				
Şube Division	**Erkek** Male	**Kadın** Female	**Şube** Division	**Erkek** Male	**Kadın** Female	**Şube** Division	**Erkek** Male	**Kadın** Female		SR- Level 3
238	**1 950**	**1 906**	**219**	**1 851**	**1 739**	**222**	**1 947**	**1 786**	**Total**	Iğdır TRA23
103	1 109	1 083	97	1 105	1 028	95	1 100	1 038	City	
135	841	823	122	746	711	127	847	748	Village	
103	**727**	**646**	**101**	**652**	**659**	**100**	**668**	**706**	**Total**	Ardahan TRA24
33	340	310	30	308	281	30	284	317	City	
70	387	336	71	344	378	70	384	389	Village	
648	**6 157**	**5 872**	**628**	**6 039**	**5 780**	**628**	**6 005**	**5 979**	**Total**	Malatya TRB11
648	6 157	5 872	628	6 039	5 780	628	6 005	5 979	City	
-	-	-	-	-	-	-	-	-	Village	
459	**4 382**	**4 038**	**458**	**4 332**	**4 022**	**454**	**4 446**	**4 242**	**Total**	Elazığ TRB12
317	3 565	3 314	319	3 555	3 242	313	3 620	3 434	City	
142	817	724	139	777	780	141	826	808	Village	
312	**2 317**	**2 244**	**311**	**2 236**	**2 192**	**303**	**2 322**	**2 229**	**Total**	Bingöl TRB13
129	1 441	1 426	130	1 446	1 406	117	1 434	1 360	City	
183	876	818	181	790	786	186	888	869	Village	
49	**335**	**317**	**49**	**357**	**352**	**44**	**329**	**313**	**Total**	Tunceli TRB14
36	286	264	36	305	290	32	271	266	City	
13	49	53	13	52	62	12	58	47	Village	
1 377	**12 980**	**12 530**	**1 366**	**12 909**	**12 550**	**1 353**	**13 580**	**12 923**	**Total**	Van TRB21
1 377	12 980	12 530	1 366	12 909	12 550	1 353	13 580	12 923	City	
-	-	-	-	-	-	-	-	-	Village	
582	**4 847**	**4 697**	**572**	**4 603**	**4 508**	**565**	**4 925**	**4 741**	**Total**	Muş TRB22
165	1 978	1 859	152	1 889	1 797	150	1 890	1 822	City	
417	2 869	2 838	420	2 714	2 711	415	3 035	2 919	Village	
568	**3 902**	**3 655**	**552**	**3 629**	**3 501**	**559**	**3 939**	**3 696**	**Total**	Bitlis TRB23
179	2 029	1 834	173	1 871	1 865	174	1 930	1 875	City	
389	1 873	1 821	379	1 758	1 636	385	2 009	1 821	Village	
295	**2 626**	**2 533**	**293**	**2 712**	**2 538**	**295**	**2 920**	**2 615**	**Total**	Hakkari TRB24
127	1 475	1 466	124	1 486	1 431	126	1 665	1 417	City	
168	1 151	1 067	169	1 226	1 107	169	1 255	1 198	Village	
1 803	**21 576**	**20 614**	**1 730**	**21 123**	**20 535**	**1 708**	**21 278**	**20 798**	**Total**	Gaziantep TRC11
1 803	21 576	20 614	1 730	21 123	20 535	1 708	21 278	20 798	City	
-	-	-	-	-	-	-	-	-	Village	
708	**5 973**	**5 770**	**715**	**5 947**	**5 724**	**696**	**5 916**	**5 896**	**Total**	Adıyaman TRC12
313	3 986	3 817	315	3 870	3 829	302	3 907	3 811	City	
395	1 987	1 953	400	2 077	1 895	394	2 009	2 085	Village	
141	**1 226**	**1 145**	**131**	**1 176**	**1 093**	**137**	**1 218**	**1 182**	**Total**	Kilis TRC13
77	952	881	65	884	822	70	913	886	City	
64	274	264	66	292	271	67	305	296	Village	
2 281	**25 529**	**24 931**	**2 199**	**24 628**	**23 796**	**2 204**	**25 165**	**24 495**	**Total**	Şanlıurfa TRC21
2 281	25 529	24 931	2 199	24 628	23 796	2 204	25 165	24 495	City	
-	-	-	-	-	-	-	-	-	Village	
1 757	**18 260**	**17 664**	**1 777**	**17 806**	**17 094**	**1 687**	**18 650**	**17 842**	**Total**	Diyarbakır TRC22
1 757	18 260	17 664	1 777	17 806	17 094	1 687	18 650	17 842	City	
-	-	-	-	-	-	-	-	-	Village	
979	**9 184**	**8 930**	**975**	**8 960**	**8 680**	**949**	**9 153**	**9 057**	**Total**	Mardin TRC31
979	9 184	8 930	975	8 960	8 680	949	9 153	9 057	City	
-	-	-	-	-	-	-	-	-	Village	
694	**6 673**	**6 470**	**674**	**6 640**	**6 321**	**688**	**6 946**	**6 644**	**Total**	Batman TRC32
381	5 311	5 109	361	5 215	4 950	372	5 380	5 188	City	
313	1 362	1 361	313	1 425	1 371	316	1 566	1 456	Village	
531	**6 018**	**5 784**	**524**	**5 915**	**5 736**	**539**	**6 710**	**6 265**	**Total**	Şırnak TRC33
240	3 442	3 348	232	3 320	3 310	239	3 796	3 544	City	
291	2 576	2 436	292	2 595	2 426	300	2 914	2 721	Village	
445	**3 846**	**3 812**	**441**	**3 779**	**3 513**	**437**	**3 860**	**3 839**	**Total**	Siirt TRC34
187	2 324	2 331	178	2 268	2 100	176	2 299	2 267	City	
258	1 522	1 481	263	1 511	1 413	261	1 561	1 572	Village	

Note. In cases where separate classes for students in need of special education is not available, figures for the said students are included in regular enrollment.

(1) Includes also new entrant students.

2.6.b İstatistiki Bölge Birimleri Sınıflaması 3. düzey, yerleşim yeri, sınıflara göre ortaokullarda, okul, şube ve öğrenci sayısı
[2016/'17 öğretim yılı]

		Toplam - Total					**Özel Eğitim** Special Education			**5. Sınıf** - Grade 5		
				Öğrenci - Student								
İBBS 3. Düzey		**Okul** School	**Şube** Division	**Toplam** Total	**Erkek** Male	**Kadın** Female	**Şube** Division	**Erkek** Male	**Kadın** Female	**Şube** Division	**Erkek** Male	**Kadın** Female
TR Türkiye	**Toplam**	**17 879**	**223 529**	**5 554 415**	**2 827 822**	**2 726 593**	**9 610**	**13 205**	**8 222**	**61 951**	**876 614**	**845 854**
	Şehir	**15 013**	**206 464**	**5 225 737**	**2 660 972**	**2 564 765**	**9 206**	**12 845**	**8 018**	**57 243**	**822 807**	**791 997**
	Köy	**2 866**	**17 065**	**328 678**	**166 850**	**161 828**	**404**	**360**	**204**	**4 708**	**53 807**	**53 857**
TR100 İstanbul	**Toplam**	**1 532**	**33 188**	**961 824**	**490 447**	**471 377**	**2 172**	**3 359**	**2 067**	**8 995**	**146 556**	**140 677**
	Şehir	1 532	33 188	961 824	490 447	471 377	2 172	3 359	2 067	8 995	146 556	140 677
	Köy	-	-	-	-	-	-	-	-	-	-	-
TR211 Tekirdağ	**Toplam**	**154**	**2 458**	**60 433**	**30 963**	**29 470**	**128**	**173**	**99**	**674**	**9 365**	**8 896**
	Şehir	154	2 458	60 433	30 963	29 470	128	173	99	674	9 365	8 896
	Köy	-	-	-	-	-	-	-	-	-	-	-
TR212 Edirne	**Toplam**	**91**	**903**	**18 348**	**9 347**	**9 001**	**27**	**25**	**19**	**247**	**2 770**	**2 821**
	Şehir	57	736	15 676	8 010	7 666	20	18	17	201	2 364	2 356
	Köy	34	167	2 672	1 337	1 335	7	7	2	46	406	465
TR213 Kırklareli	**Toplam**	**75**	**741**	**16 610**	**8 532**	**8 078**	**22**	**41**	**21**	**200**	**2 484**	**2 392**
	Şehir	44	580	14 035	7 161	6 874	21	40	21	157	2 073	2 029
	Köy	31	161	2 575	1 371	1 204	1	1	-	43	411	363
TR221 Balıkesir	**Toplam**	**253**	**2 791**	**62 490**	**31 823**	**30 667**	**132**	**137**	**92**	**770**	**9 741**	**9 258**
	Şehir	253	2 791	62 490	31 823	30 667	132	137	92	770	9 741	9 258
	Köy	-	-	-	-	-	-	-	-	-	-	-
TR222 Çanakkale	**Toplam**	**100**	**1 145**	**24 196**	**12 290**	**11 906**	**108**	**98**	**69**	**286**	**3 653**	**3 515**
	Şehir	57	805	18 070	9 148	8 922	66	66	48	200	2 687	2 575
	Köy	43	340	6 126	3 142	2 984	42	32	21	86	966	940
TR310 İzmir	**Toplam**	**623**	**9 666**	**237 190**	**119 762**	**117 428**	**677**	**798**	**474**	**2 546**	**35 400**	**34 200**
	Şehir	623	9 666	237 190	119 762	117 428	677	798	474	2 546	35 400	34 200
	Köy	-	-	-	-	-	-	-	-	-	-	-
TR321 Aydın	**Toplam**	**243**	**2 694**	**60 508**	**30 861**	**29 647**	**63**	**101**	**59**	**763**	**9 631**	**9 115**
	Şehir	243	2 694	60 508	30 861	29 647	63	101	59	763	9 631	9 115
	Köy	-	-	-	-	-	-	-	-	-	-	-
TR322 Denizli	**Toplam**	**252**	**2 805**	**61 604**	**31 556**	**30 048**	**103**	**87**	**56**	**784**	**9 856**	**9 393**
	Şehir	252	2 805	61 604	31 556	30 048	103	87	56	784	9 856	9 393
	Köy	-	-	-	-	-	-	-	-	-	-	-
TR323 Muğla	**Toplam**	**231**	**2 282**	**50 664**	**25 907**	**24 757**	**100**	**110**	**73**	**648**	**8 050**	**7 631**
	Şehir	231	2 282	50 664	25 907	24 757	100	110	73	648	8 050	7 631
	Köy	-	-	-	-	-	-	-	-	-	-	-
TR331 Manisa	**Toplam**	**320**	**3 760**	**85 467**	**43 871**	**41 596**	**285**	**372**	**235**	**1 034**	**13 480**	**13 037**
	Şehir	320	3 760	85 467	43 871	41 596	285	372	235	1 034	13 480	13 037
	Köy	-	-	-	-	-	-	-	-	-	-	-
TR332 Afyonkarahisar	**Toplam**	**285**	**2 219**	**47 644**	**24 201**	**23 443**	**28**	**42**	**21**	**628**	**7 453**	**7 364**
	Şehir	130	1 361	31 531	16 107	15 424	22	34	19	384	4 831	4 716
	Köy	155	858	16 113	8 094	8 019	6	8	2	244	2 622	2 648
TR333 Kütahya	**Toplam**	**164**	**1 531**	**31 879**	**16 321**	**15 558**	**54**	**57**	**34**	**417**	**4 834**	**4 544**
	Şehir	99	1 191	26 297	13 485	12 812	42	44	28	323	3 968	3 677
	Köy	65	340	5 582	2 836	2 746	12	13	6	94	866	867
TR334 Uşak	**Toplam**	**91**	**889**	**20 866**	**10 702**	**10 164**	**26**	**32**	**13**	**245**	**3 122**	**3 002**
	Şehir	45	672	17 263	8 903	8 360	23	29	13	188	2 607	2 476
	Köy	46	217	3 603	1 799	1 804	3	3	-	57	515	526
TR411 Bursa	**Toplam**	**479**	**7 319**	**184 286**	**94 033**	**90 253**	**388**	**662**	**402**	**2 087**	**28 811**	**27 145**
	Şehir	479	7 319	184 286	94 033	90 253	388	662	402	2 087	28 811	27 145
	Köy	-	-	-	-	-	-	-	-	-	-	-
TR412 Eskişehir	**Toplam**	**127**	**1 899**	**44 624**	**22 463**	**22 161**	**66**	**101**	**45**	**510**	**6 645**	**6 513**
	Şehir	127	1 899	44 624	22 463	22 161	66	101	45	510	6 645	6 513
	Köy	-	-	-	-	-	-	-	-	-	-	-
TR413 Bilecik	**Toplam**	**56**	**524**	**12 038**	**6 200**	**5 838**	**9**	**11**	**3**	**152**	**1 809**	**1 767**
	Şehir	43	458	11 111	5 757	5 354	9	11	3	134	1 657	1 616
	Köy	13	66	927	443	484	-	-	-	18	152	151
TR421 Kocaeli	**Toplam**	**319**	**4 723**	**122 591**	**62 510**	**60 081**	**144**	**267**	**183**	**1 375**	**19 268**	**18 074**
	Şehir	319	4 723	122 591	62 510	60 081	144	267	183	1 375	19 268	18 074
	Köy	-	-	-	-	-	-	-	-	-	-	-
TR422 Sakarya	**Toplam**	**254**	**2 719**	**63 196**	**31 990**	**31 206**	**134**	**165**	**107**	**756**	**9 803**	**9 379**
	Şehir	254	2 719	63 196	31 990	31 206	134	165	107	756	9 803	9 379
	Köy	-	-	-	-	-	-	-	-	-	-	-
TR423 Düzce	**Toplam**	**104**	**1 081**	**22 936**	**11 449**	**11 487**	**56**	**87**	**57**	**322**	**3 677**	**3 542**
	Şehir	62	821	18 510	9 167	9 343	47	77	55	246	2 949	2 832
	Köy	42	260	4 426	2 282	2 144	9	10	2	76	728	710

Not 1. Özel eğitime muhtaç öğrenciler için açılmış müstakil sınıflar yok ise; bu öğrenciler normal öğrenciler içinde gösterilmiştir.

Not 2. Açıköğretim öğrenci sayıları 2016-2017 eğitim öğretim yılı 1., 2. ve 3. dönem yeni kayıt yaptıran ve kayıt yenileyen aktif öğrencileri kapsar.

2.6.b Number of schools, divisions and students in lower secondary schools by grade and settlement place according to Statistical Regions Level 3

[The educational year 2016/'17]

6. Sınıf - Grade 6			**7. Sınıf** - Grade 7			**8. Sınıf** - Grade 8			**Açık Öğretim Ortaokulu** Open Lower Secondary School			
Şube Division	**Erkek** Male	**Kadın** Female	**Şube** Division	**Erkek** Male	**Kadın** Female	**Şube** Division	**Erkek** Male	**Kadın** Female	**Erkek** Male	**Kadın** Female		SR- Level 3
51 396	**634 058**	**600 301**	**50 194**	**616 811**	**580 678**	**50 378**	**610 010**	**569 793**	**77 124**	**121 745**	**Total**	Turkey TR
47 348	**595 870**	**563 524**	**46 245**	**579 281**	**544 816**	**46 422**	**573 045**	**534 665**	**77 124**	**121 745**	**City**	
4 048	**38 188**	**36 777**	**3 949**	**37 530**	**35 862**	**3 956**	**36 965**	**35 128**	-	-	**Village**	
7 480	**108 518**	**101 554**	**7 285**	**106 543**	**99 209**	**7 256**	**103 771**	**97 206**	**21 700**	**30 664**	**Total**	İstanbul TR100
7 480	108 518	101 554	7 285	106 543	99 209	7 256	103 771	97 206	21 700	30 664	City	
-	-	-	-	-	-	-	-	-	-	-	Village	
563	**6 950**	**6 474**	**562**	**6 746**	**6 286**	**531**	**6 632**	**5 985**	**1 097**	**1 730**	**Total**	Tekirdağ TR211
563	6 950	6 474	562	6 746	6 286	531	6 632	5 985	1 097	1 730	City	
-	-	-	-	-	-	-	-	-	-	-	Village	
212	**2 116**	**1 967**	**210**	**2 126**	**2 030**	**207**	**2 091**	**1 884**	**219**	**280**	**Total**	Edirne TR212
173	1 818	1 698	174	1 812	1 695	168	1 779	1 620	219	280	City	
39	298	269	36	314	335	39	312	264	-	-	Village	
167	**1 916**	**1 790**	**173**	**1 878**	**1 738**	**179**	**1 891**	**1 812**	**322**	**325**	**Total**	Kırklareli TR213
129	1 598	1 519	134	1 576	1 469	139	1 552	1 511	322	325	City	
38	318	271	39	302	269	40	339	301	-	-	Village	
632	**7 099**	**6 799**	**626**	**7 065**	**6 675**	**631**	**7 059**	**6 526**	**722**	**1 317**	**Total**	Balıkesir TR221
632	7 099	6 799	626	7 065	6 675	631	7 059	6 526	722	1 317	City	
-	-	-	-	-	-	-	-	-	-	-	Village	
255	**2 780**	**2 579**	**244**	**2 720**	**2 606**	**252**	**2 745**	**2 559**	**294**	**578**	**Total**	Çanakkale TR222
183	2 020	1 900	175	2 044	1 918	181	2 037	1 903	294	578	City	
72	760	679	69	676	688	71	708	656	-	-	Village	
2 181	**26 554**	**25 189**	**2 111**	**25 543**	**24 060**	**2 151**	**25 142**	**23 496**	**6 325**	**10 009**	**Total**	İzmir TR310
2 181	26 554	25 189	2 111	25 543	24 060	2 151	25 142	23 496	6 325	10 009	City	
-	-	-	-	-	-	-	-	-	-	-	Village	
624	**6 903**	**6 581**	**618**	**6 896**	**6 421**	**626**	**6 663**	**6 306**	**667**	**1 165**	**Total**	Aydın TR321
624	6 903	6 581	618	6 896	6 421	626	6 663	6 306	667	1 165	City	
-	-	-	-	-	-	-	-	-	-	-	Village	
639	**7 106**	**6 680**	**631**	**6 951**	**6 522**	**648**	**7 054**	**6 459**	**502**	**938**	**Total**	Denizli TR322
639	7 106	6 680	631	6 951	6 522	648	7 054	6 459	502	938	City	
-	-	-	-	-	-	-	-	-	-	-	Village	
511	**5 730**	**5 363**	**513**	**5 623**	**5 230**	**510**	**5 592**	**5 256**	**802**	**1 204**	**Total**	Muğla TR323
511	5 730	5 363	513	5 623	5 230	510	5 592	5 256	802	1 204	City	
-	-	-	-	-	-	-	-	-	-	-	Village	
822	**10 078**	**9 172**	**811**	**9 635**	**9 000**	**808**	**9 458**	**8 904**	**848**	**1 248**	**Total**	Manisa TR331
822	10 078	9 172	811	9 635	9 000	808	9 458	8 904	848	1 248	City	
-	-	-	-	-	-	-	-	-	-	-	Village	
539	**5 615**	**5 201**	**510**	**5 367**	**5 183**	**514**	**5 271**	**5 012**	**453**	**662**	**Total**	Afyonkarahisar TR332
326	3 690	3 386	312	3 583	3 382	317	3 516	3 259	453	662	City	
213	1 925	1 815	198	1 784	1 801	197	1 755	1 753	-	-	Village	
349	**3 634**	**3 406**	**354**	**3 688**	**3 511**	**357**	**3 867**	**3 458**	**241**	**605**	**Total**	Kütahya TR333
272	2 989	2 788	277	3 026	2 919	277	3 217	2 795	241	605	City	
77	645	618	77	662	592	80	650	663	-	-	Village	
203	**2 493**	**2 252**	**204**	**2 420**	**2 235**	**211**	**2 394**	**2 271**	**241**	**391**	**Total**	Uşak TR334
150	2 044	1 824	152	1 999	1 809	159	1 983	1 847	241	391	City	
53	449	428	52	421	426	52	411	424	-	-	Village	
1 642	**21 397**	**19 960**	**1 592**	**20 842**	**19 608**	**1 610**	**20 512**	**19 119**	**1 809**	**4 019**	**Total**	Bursa TR411
1 642	21 397	19 960	1 592	20 842	19 608	1 610	20 512	19 119	1 809	4 019	City	
-	-	-	-	-	-	-	-	-	-	-	Village	
439	**5 056**	**4 926**	**435**	**5 077**	**4 719**	**449**	**5 114**	**4 847**	**470**	**1 111**	**Total**	Eskişehir TR412
439	5 056	4 926	435	5 077	4 719	449	5 114	4 847	470	1 111	City	
-	-	-	-	-	-	-	-	-	-	-	Village	
120	**1 366**	**1 260**	**124**	**1 428**	**1 298**	**119**	**1 385**	**1 260**	**201**	**250**	**Total**	Bilecik TR413
104	1 270	1 146	108	1 333	1 189	103	1 285	1 150	201	250	City	
16	96	114	16	95	109	16	100	110	-	-	Village	
1 077	**14 104**	**13 179**	**1 053**	**13 531**	**12 635**	**1 074**	**13 543**	**12 510**	**1 797**	**3 500**	**Total**	Kocaeli TR421
1 077	14 104	13 179	1 053	13 531	12 635	1 074	13 543	12 510	1 797	3 500	City	
-	-	-	-	-	-	-	-	-	-	-	Village	
613	**7 097**	**6 635**	**595**	**7 063**	**6 802**	**621**	**7 301**	**6 780**	**561**	**1 503**	**Total**	Sakarya TR422
613	7 097	6 635	595	7 063	6 802	621	7 301	6 780	561	1 503	City	
-	-	-	-	-	-	-	-	-	-	-	Village	
239	**2 502**	**2 526**	**232**	**2 489**	**2 451**	**232**	**2 515**	**2 415**	**179**	**496**	**Total**	Düzce TR423
180	1 971	2 073	174	1 987	1 970	174	2 004	1 917	179	496	City	
59	531	453	58	502	481	58	511	498	-	-	Village	

Note 1. In cases where separate classes for students in need of special education is not available, figures for the said students are included in regular enrollment.

Note 2. The number of open education students include the active students who are new entrants or who have renewed registration as of 1., 2. and 3. semester in the educational year 2016-2017.

2.6.b İstatistiki Bölge Birimleri Sınıflaması 3. düzey, yerleşim yeri, sınıflara göre ortaokullarda, okul, şube ve öğrenci sayısı (devam)
[2016/'17 öğretim yılı]

		Toplam - Total					**Özel Eğitim** Special Education			**5. Sınıf** - Grade 5		
				Öğrenci - Student								
İBBS 3. Düzey		**Okul** School	**Şube** Division	**Toplam** Total	**Erkek** Male	**Kadın** Female	**Şube** Division	**Erkek** Male	**Kadın** Female	**Şube** Division	**Erkek** Male	**Kadın** Female
TR424 Bolu	**Toplam**	**76**	**756**	**15 631**	**7 903**	**7 728**	**77**	**76**	**51**	**205**	**2 345**	**2 229**
	Şehir	58	631	13 870	7 007	6 863	59	60	42	174	2 094	1 953
	Köy	18	125	1 761	896	865	18	16	9	31	251	276
TR425 Yalova	**Toplam**	**62**	**641**	**13 771**	**6 988**	**6 783**	**35**	**42**	**29**	**173**	**2 165**	**2 084**
	Şehir	37	478	10 796	5 539	5 257	31	37	27	129	1 695	1 579
	Köy	25	163	2 975	1 449	1 526	4	5	2	44	470	505
TR510 Ankara	**Toplam**	**740**	**13 006**	**327 854**	**165 680**	**162 174**	**674**	**894**	**559**	**3 509**	**50 325**	**47 737**
	Şehir	740	13 006	327 854	165 680	162 174	674	894	559	3 509	50 325	47 737
	Köy	-	-	-	-	-	-	-	-	-	-	-
TR521 Konya	**Toplam**	**591**	**6 855**	**159 031**	**80 851**	**78 180**	**323**	**477**	**304**	**1 835**	**25 016**	**24 353**
	Şehir	591	6 855	159 031	80 851	78 180	323	477	304	1 835	25 016	24 353
	Köy	-	-	-	-	-	-	-	-	-	-	-
TR522 Karaman	**Toplam**	**75**	**738**	**16 801**	**8 558**	**8 243**	**38**	**44**	**30**	**201**	**2 622**	**2 474**
	Şehir	47	585	13 908	7 119	6 789	32	39	24	159	2 158	2 029
	Köy	28	153	2 893	1 439	1 454	6	5	6	42	464	445
TR611 Antalya	**Toplam**	**566**	**6 171**	**150 324**	**76 409**	**73 915**	**475**	**531**	**383**	**1 732**	**23 735**	**22 605**
	Şehir	566	6 171	150 324	76 409	73 915	475	531	383	1 732	23 735	22 605
	Köy	-	-	-	-	-	-	-	-	-	-	-
TR612 Isparta	**Toplam**	**133**	**1 185**	**24 757**	**12 720**	**12 037**	**43**	**46**	**33**	**334**	**3 938**	**3 616**
	Şehir	75	898	20 374	10 434	9 940	38	43	31	253	3 212	2 913
	Köy	58	287	4 383	2 286	2 097	5	3	2	81	726	703
TR613 Burdur	**Toplam**	**96**	**737**	**14 260**	**7 272**	**6 988**	**47**	**41**	**34**	**195**	**2 196**	**2 083**
	Şehir	58	558	11 361	5 836	5 525	40	35	31	149	1 802	1 643
	Köy	38	179	2 899	1 436	1 463	7	6	3	46	394	440
TR621 Adana	**Toplam**	**357**	**6 069**	**163 917**	**83 657**	**80 260**	**163**	**262**	**164**	**1 806**	**27 047**	**26 114**
	Şehir	357	6 069	163 917	83 657	80 260	163	262	164	1 806	27 047	26 114
	Köy	-	-	-	-	-	-	-	-	-	-	-
TR622 Mersin	**Toplam**	**388**	**5 259**	**126 535**	**64 388**	**62 147**	**200**	**302**	**174**	**1 441**	**19 983**	**19 266**
	Şehir	388	5 259	126 535	64 388	62 147	200	302	174	1 441	19 983	19 266
	Köy	-	-	-	-	-	-	-	-	-	-	-
TR631 Hatay	**Toplam**	**440**	**5 115**	**127 025**	**64 391**	**62 634**	**165**	**185**	**125**	**1 474**	**20 428**	**19 880**
	Şehir	440	5 115	127 025	64 391	62 634	165	185	125	1 474	20 428	19 880
	Köy	-	-	-	-	-	-	-	-	-	-	-
TR632 Kahramanmaraş	**Toplam**	**318**	**3 761**	**97 489**	**49 852**	**47 637**	**140**	**209**	**135**	**1 076**	**15 998**	**15 242**
	Şehir	318	3 761	97 489	49 852	47 637	140	209	135	1 076	15 998	15 242
	Köy	-	-	-	-	-	-	-	-	-	-	-
TR633 Osmaniye	**Toplam**	**126**	**1 845**	**43 135**	**22 132**	**21 003**	**55**	**78**	**61**	**567**	**7 373**	**6 987**
	Şehir	76	1 514	36 825	18 927	17 898	45	66	51	473	6 327	5 964
	Köy	50	331	6 310	3 205	3 105	10	12	10	94	1 046	1 023
TR711 Kırıkkale	**Toplam**	**76**	**833**	**16 502**	**8 316**	**8 186**	**42**	**47**	**33**	**217**	**2 555**	**2 435**
	Şehir	59	751	15 497	7 762	7 735	41	46	33	196	2 394	2 310
	Köy	17	82	1 005	554	451	1	1	-	21	161	125
TR712 Aksaray	**Toplam**	**139**	**1 224**	**28 886**	**14 781**	**14 105**	**32**	**42**	**19**	**356**	**4 740**	**4 467**
	Şehir	66	811	20 150	10 386	9 764	21	25	15	238	3 286	3 009
	Köy	73	413	8 736	4 395	4 341	11	17	4	118	1 454	1 458
TR713 Niğde	**Toplam**	**135**	**1 134**	**26 189**	**13 413**	**12 776**	**21**	**32**	**20**	**312**	**4 172**	**3 923**
	Şehir	48	626	15 776	8 084	7 692	19	30	19	171	2 433	2 304
	Köy	87	508	10 413	5 329	5 084	2	2	1	141	1 739	1 619
TR714 Nevşehir	**Toplam**	**102**	**941**	**19 252**	**9 763**	**9 489**	**62**	**81**	**44**	**251**	**2 992**	**2 922**
	Şehir	42	615	13 282	6 656	6 626	55	76	37	158	1 991	1 999
	Köy	60	326	5 970	3 107	2 863	7	5	7	93	1 001	923
TR715 Kırşehir	**Toplam**	**75**	**676**	**13 375**	**6 823**	**6 552**	**7**	**8**	**8**	**189**	**2 051**	**1 921**
	Şehir	48	565	12 029	6 152	5 877	7	8	8	159	1 850	1 725
	Köy	27	111	1 346	671	675	-	-	-	30	201	196
TR721 Kayseri	**Toplam**	**314**	**4 111**	**101 915**	**51 566**	**50 349**	**114**	**184**	**122**	**1 177**	**16 260**	**15 520**
	Şehir	314	4 111	101 915	51 566	50 349	114	184	122	1 177	16 260	15 520
	Köy	-	-	-	-	-	-	-	-	-	-	-
TR722 Sivas	**Toplam**	**202**	**1 944**	**41 469**	**21 008**	**20 461**	**93**	**117**	**77**	**526**	**6 370**	**6 164**
	Şehir	123	1 530	34 333	17 427	16 906	89	113	75	415	5 284	5 070
	Köy	79	414	7 136	3 581	3 555	4	4	2	111	1 086	1 094
TR723 Yozgat	**Toplam**	**222**	**1 454**	**26 934**	**13 661**	**13 273**	**60**	**74**	**42**	**397**	**4 253**	**4 039**
	Şehir	106	1 007	20 350	10 387	9 963	53	70	35	277	3 218	3 012
	Köy	116	447	6 584	3 274	3 310	7	4	7	120	1 035	1 027

Not 1. Özel eğitime muhtaç öğrenciler için açılmış müstakil sınıflar yok ise; bu öğrenciler normal öğrenciler içinde gösterilmiştir.

Not 2. Açıköğretim öğrenci sayıları 2016-2017 eğitim öğretim yılı 1., 2. ve 3. dönem yeni kayıt yaptıran ve kayıt yenileyen aktif öğrencileri kapsar.

2.6.b Number of schools, divisions and students in lower secondary schools by grade and settlement place according to Statistical Regions Level 3 (continued)

[The educational year 2016/'17]

6. Sınıf - Grade 6			**7. Sınıf** - Grade 7			**8. Sınıf** - Grade 8			**Açık Öğretim Ortaokulu** Open Lower Secondary School			
Şube Division	**Erkek** Male	**Kadın** Female	**Şube** Division	**Erkek** Male	**Kadın** Female	**Şube** Division	**Erkek** Male	**Kadın** Female	**Erkek** Male	**Kadın** Female		SR- Level 3
161	**1 809**	**1 721**	**153**	**1 763**	**1 665**	**160**	**1 720**	**1 736**	**190**	**326**	**Total**	Bolu TR424
136	1 582	1 549	127	1 545	1 464	135	1 536	1 529	190	326	City	
25	227	172	26	218	201	25	184	207	-	-	Village	
143	**1 508**	**1 453**	**136**	**1 523**	**1 385**	**154**	**1 581**	**1 481**	**169**	**351**	**Total**	Yalova TR425
104	1 183	1 100	100	1 206	1 038	114	1 249	1 162	169	351	City	
39	325	353	36	317	347	40	332	319	-	-	Village	
2 974	**37 337**	**35 591**	**2 916**	**35 958**	**34 310**	**2 933**	**36 885**	**34 844**	**4 281**	**9 133**	**Total**	Ankara TR510
2 974	37 337	35 591	2 916	35 958	34 310	2 933	36 885	34 844	4 281	9 133	City	
-	-	-	-	-	-	-	-	-	-	-	Village	
1 569	**18 275**	**17 556**	**1 564**	**17 774**	**16 854**	**1 564**	**17 639**	**16 329**	**1 670**	**2 784**	**Total**	Konya TR521
1 569	18 275	17 556	1 564	17 774	16 854	1 564	17 639	16 329	1 670	2 784	City	
-	-	-	-	-	-	-	-	-	-	-	Village	
168	**1 992**	**1 933**	**163**	**1 845**	**1 744**	**168**	**1 896**	**1 807**	**159**	**255**	**Total**	Karaman TR522
132	1 648	1 564	128	1 544	1 420	134	1 571	1 497	159	255	City	
36	344	369	35	301	324	34	325	310	-	-	Village	
1 326	**16 698**	**15 957**	**1 307**	**16 691**	**15 401**	**1 331**	**16 397**	**15 360**	**2 357**	**4 209**	**Total**	Antalya TR611
1 326	16 698	15 957	1 307	16 691	15 401	1 331	16 397	15 360	2 357	4 209	City	
-	-	-	-	-	-	-	-	-	-	-	Village	
268	**2 863**	**2 628**	**268**	**2 766**	**2 580**	**272**	**2 902**	**2 720**	**205**	**460**	**Total**	Isparta TR612
201	2 362	2 156	200	2 216	2 140	206	2 396	2 240	205	460	City	
67	501	472	68	550	440	66	506	480	-	-	Village	
171	**1 648**	**1 572**	**161**	**1 625**	**1 527**	**163**	**1 608**	**1 536**	**154**	**236**	**Total**	Burdur TR613
129	1 319	1 203	120	1 278	1 225	120	1 248	1 187	154	236	City	
42	329	369	41	347	302	43	360	349	-	-	Village	
1 391	**18 978**	**17 954**	**1 339**	**17 721**	**16 700**	**1 370**	**17 925**	**16 590**	**1 724**	**2 738**	**Total**	Adana TR621
1 391	18 978	17 954	1 339	17 721	16 700	1 370	17 925	16 590	1 724	2 738	City	
-	-	-	-	-	-	-	-	-	-	-	Village	
1 230	**14 844**	**13 923**	**1 190**	**14 196**	**13 395**	**1 198**	**13 949**	**13 420**	**1 114**	**1 969**	**Total**	Mersin TR622
1 230	14 844	13 923	1 190	14 196	13 395	1 198	13 949	13 420	1 114	1 969	City	
-	-	-	-	-	-	-	-	-	-	-	Village	
1 185	**14 796**	**14 121**	**1 136**	**14 091**	**13 600**	**1 155**	**13 993**	**13 258**	**898**	**1 650**	**Total**	Hatay TR631
1 185	14 796	14 121	1 136	14 091	13 600	1 155	13 993	13 258	898	1 650	City	
-	-	-	-	-	-	-	-	-	-	-	Village	
855	**11 118**	**10 289**	**837**	**10 731**	**10 243**	**853**	**11 062**	**10 374**	**734**	**1 354**	**Total**	Kahramanmaraş TR632
855	11 118	10 289	837	10 731	10 243	853	11 062	10 374	734	1 354	City	
-	-	-	-	-	-	-	-	-	-	-	Village	
411	**4 721**	**4 523**	**404**	**4 776**	**4 389**	**408**	**4 729**	**4 534**	**455**	**509**	**Total**	Osmaniye TR633
336	4 033	3 840	330	4 047	3 705	330	3 999	3 829	455	509	City	
75	688	683	74	729	684	78	730	705	-	-	Village	
182	**1 794**	**1 768**	**189**	**1 866**	**1 839**	**203**	**1 932**	**1 807**	**122**	**304**	**Total**	Kırıkkale TR711
162	1 675	1 669	170	1 730	1 728	182	1 795	1 691	122	304	City	
20	119	99	19	136	111	21	137	116	-	-	Village	
283	**3 292**	**3 188**	**279**	**3 274**	**2 934**	**274**	**3 152**	**3 007**	**281**	**490**	**Total**	Aksaray TR712
187	2 299	2 204	184	2 307	2 032	181	2 188	2 014	281	490	City	
96	993	984	95	967	902	93	964	993	-	-	Village	
271	**3 084**	**2 850**	**262**	**2 963**	**2 811**	**268**	**2 929**	**2 883**	**233**	**289**	**Total**	Niğde TR713
147	1 849	1 686	141	1 752	1 631	148	1 787	1 763	233	289	City	
124	1 235	1 164	121	1 211	1 180	120	1 142	1 120	-	-	Village	
208	**2 183**	**2 115**	**214**	**2 194**	**2 079**	**206**	**2 164**	**2 047**	**149**	**282**	**Total**	Nevşehir TR714
132	1 476	1 476	137	1 467	1 413	133	1 497	1 419	149	282	City	
76	707	639	77	727	666	73	667	628	-	-	Village	
164	**1 561**	**1 459**	**160**	**1 536**	**1 491**	**156**	**1 540**	**1 488**	**127**	**185**	**Total**	Kırşehir TR715
136	1 394	1 287	134	1 387	1 345	129	1 386	1 327	127	185	City	
28	167	172	26	149	146	27	154	161	-	-	Village	
965	**11 765**	**11 197**	**924**	**11 187**	**10 799**	**931**	**11 206**	**10 440**	**964**	**2 271**	**Total**	Kayseri TR721
965	11 765	11 197	924	11 187	10 799	931	11 206	10 440	964	2 271	City	
-	-	-	-	-	-	-	-	-	-	-	Village	
440	**4 714**	**4 470**	**432**	**4 564**	**4 441**	**453**	**4 916**	**4 604**	**327**	**705**	**Total**	Sivas TR722
339	3 865	3 669	333	3 756	3 622	354	4 082	3 765	327	705	City	
101	849	801	99	808	819	99	834	839	-	-	Village	
327	**2 955**	**2 943**	**340**	**3 145**	**2 946**	**330**	**3 079**	**2 949**	**155**	**354**	**Total**	Yozgat TR723
219	2 300	2 223	232	2 363	2 176	226	2 281	2 163	155	354	City	
108	655	720	108	782	770	104	798	786	-	-	Village	

Note 1. In cases where separate classes for students in need of special education is not available, figures for the said students are included in regular enrollment.

Note 2. The number of open education students include the active students who are new entrants or who have renewed registration as of 1., 2. and 3. semester in the educational year 2016-2017.

2.6.b İstatistiki Bölge Birimleri Sınıflaması 3. düzey, yerleşim yeri, sınıflara göre ortaokullarda, okul, şube ve öğrenci sayısı (devam)

[2016/'17 öğretim yılı]

		Toplam - Total					**Özel Eğitim** Special Education			**5. Sınıf** - Grade 5		
				Öğrenci - Student								
İBBS 3. Düzey		**Okul** School	**Şube** Division	**Toplam** Total	**Erkek** Male	**Kadın** Female	**Şube** Division	**Erkek** Male	**Kadın** Female	**Şube** Division	**Erkek** Male	**Kadın** Female
TR811 Zonguldak	**Toplam**	**128**	**1 581**	**34 341**	**17 391**	**16 950**	**164**	**187**	**120**	**408**	**5 174**	**5 022**
	Şehir	62	1 011	23 932	12 154	11 778	89	114	79	263	3 542	3 381
	Köy	66	570	10 409	5 237	5 172	75	73	41	145	1 632	1 641
TR812 Karabük	**Toplam**	**74**	**602**	**12 613**	**6 456**	**6 157**	**7**	**4**	**2**	**173**	**1 937**	**1 809**
	Şehir	62	543	11 779	6 009	5 770	5	3	1	156	1 779	1 674
	Köy	12	59	834	447	387	2	1	1	17	158	135
TR813 Bartın	**Toplam**	**49**	**555**	**10 310**	**5 332**	**4 978**	**78**	**72**	**40**	**131**	**1 542**	**1 443**
	Şehir	20	284	6 111	3 191	2 920	24	19	15	69	903	807
	Köy	29	271	4 199	2 141	2 058	54	53	25	62	639	636
TR821 Kastamonu	**Toplam**	**110**	**976**	**20 058**	**9 957**	**10 101**	**83**	**108**	**48**	**249**	**2 948**	**2 896**
	Şehir	75	759	16 653	8 244	8 409	67	97	41	196	2 433	2 383
	Köy	35	217	3 405	1 713	1 692	16	11	7	53	515	513
TR822 Çankırı	**Toplam**	**54**	**455**	**9 562**	**4 785**	**4 777**	**31**	**52**	**23**	**118**	**1 469**	**1 415**
	Şehir	45	419	9 132	4 595	4 537	30	51	23	110	1 402	1 343
	Köy	9	36	430	190	240	1	1	-	8	67	72
TR823 Sinop	**Toplam**	**48**	**574**	**11 044**	**5 576**	**5 468**	**77**	**82**	**64**	**141**	**1 576**	**1 635**
	Şehir	35	473	9 614	4 890	4 724	61	67	55	120	1 379	1 396
	Köy	13	101	1 430	686	744	16	15	9	21	197	239
TR831 Samsun	**Toplam**	**315**	**3 598**	**82 698**	**41 972**	**40 726**	**92**	**157**	**113**	**980**	**12 409**	**11 925**
	Şehir	315	3 598	82 698	41 972	40 726	92	157	113	980	12 409	11 925
	Köy	-	-	-	-	-	-	-	-	-	-	-
TR832 Tokat	**Toplam**	**195**	**1 765**	**37 590**	**18 945**	**18 645**	**13**	**16**	**22**	**479**	**5 513**	**5 367**
	Şehir	102	1 247	29 632	15 012	14 620	7	12	12	344	4 375	4 160
	Köy	93	518	7 958	3 933	4 025	6	4	10	135	1 138	1 207
TR833 Çorum	**Toplam**	**155**	**1 522**	**32 537**	**16 416**	**16 121**	**87**	**125**	**73**	**397**	**5 037**	**4 725**
	Şehir	98	1 266	28 586	14 448	14 138	86	125	72	330	4 436	4 126
	Köy	57	256	3 951	1 968	1 983	1	-	1	67	601	599
TR834 Amasya	**Toplam**	**100**	**938**	**19 055**	**9 663**	**9 392**	**21**	**52**	**33**	**252**	**2 773**	**2 760**
	Şehir	70	754	16 087	8 145	7 942	19	48	32	204	2 294	2 314
	Köy	30	184	2 968	1 518	1 450	2	4	1	48	479	446
TR901 Trabzon	**Toplam**	**239**	**2 286**	**46 076**	**23 348**	**22 728**	**139**	**196**	**110**	**606**	**6 994**	**6 666**
	Şehir	239	2 286	46 076	23 348	22 728	139	196	110	606	6 994	6 666
	Köy	-	-	-	-	-	-	-	-	-	-	-
TR902 Ordu	**Toplam**	**210**	**2 025**	**43 473**	**22 072**	**21 401**	**116**	**155**	**87**	**537**	**6 653**	**6 371**
	Şehir	210	2 025	43 473	22 072	21 401	116	155	87	537	6 653	6 371
	Köy	-	-	-	-	-	-	-	-	-	-	-
TR903 Giresun	**Toplam**	**139**	**1 145**	**22 860**	**11 580**	**11 280**	**44**	**34**	**23**	**305**	**3 364**	**3 227**
	Şehir	67	853	18 552	9 380	9 172	41	34	23	227	2 695	2 577
	Köy	72	292	4 308	2 200	2 108	3	-	-	78	669	650
TR904 Rize	**Toplam**	**104**	**1 035**	**19 827**	**10 063**	**9 764**	**66**	**60**	**48**	**276**	**2 978**	**2 866**
	Şehir	60	820	16 763	8 414	8 349	63	58	47	220	2 517	2 438
	Köy	44	215	3 064	1 649	1 415	3	2	1	56	461	428
TR905 Artvin	**Toplam**	**60**	**507**	**8 743**	**4 395**	**4 348**	**41**	**34**	**26**	**132**	**1 309**	**1 239**
	Şehir	31	367	7 042	3 540	3 502	36	33	21	97	1 070	986
	Köy	29	140	1 701	855	846	5	1	5	35	239	253
TR906 Gümüşhane	**Toplam**	**63**	**374**	**6 626**	**3 411**	**3 215**	**18**	**16**	**14**	**103**	**1 029**	**979**
	Şehir	29	266	5 079	2 647	2 432	17	15	14	71	802	726
	Köy	34	108	1 547	764	783	1	1	-	32	227	253
TRA11 Erzurum	**Toplam**	**325**	**2 766**	**62 674**	**31 369**	**31 305**	**40**	**43**	**30**	**745**	**9 493**	**9 497**
	Şehir	325	2 766	62 674	31 369	31 305	40	43	30	745	9 493	9 497
	Köy	-	-	-	-	-	-	-	-	-	-	-
TRA12 Erzincan	**Toplam**	**74**	**645**	**13 102**	**6 586**	**6 516**	**11**	**9**	**3**	**182**	**1 949**	**1 997**
	Şehir	39	427	9 347	4 670	4 677	11	9	3	120	1 348	1 375
	Köy	35	218	3 755	1 916	1 839	-	-	-	62	601	622
TRA13 Bayburt	**Toplam**	**59**	**290**	**4 840**	**2 460**	**2 380**	**3**	**5**	**3**	**77**	**768**	**736**
	Şehir	29	197	3 448	1 742	1 706	3	5	3	51	551	499
	Köy	30	93	1 392	718	674	-	-	-	26	217	237
TRA21 Ağrı	**Toplam**	**226**	**2 525**	**59 877**	**30 555**	**29 322**	**25**	**26**	**19**	**715**	**10 223**	**10 411**
	Şehir	94	1 565	38 474	19 724	18 750	22	25	17	436	6 600	6 565
	Köy	132	960	21 403	10 831	10 572	3	1	2	279	3 623	3 846
TRA22 Kars	**Toplam**	**169**	**1 151**	**24 659**	**12 517**	**12 142**	**4**	**4**	**2**	**319**	**3 982**	**3 910**
	Şehir	58	572	13 649	6 881	6 768	4	4	2	161	2 184	2 173
	Köy	111	579	11 010	5 636	5 374	-	-	-	158	1 798	1 737

Not 1. Özel eğitime muhtaç öğrenciler için açılmış müstakil sınıflar yok ise; bu öğrenciler normal öğrenciler içinde gösterilmiştir.

Not 2. Açıköğretim öğrenci sayıları 2016-2017 eğitim öğretim yılı 1., 2. ve 3. dönem yeni kayıt yaptıran ve kayıt yenileyen aktif öğrencileri kapsar.

2.6.b Number of schools, divisions and students in lower secondary schools by grade and settlement place according to Statistical Regions Level 3 (continued)

[The educational year 2016/'17]

6. Sınıf - Grade 6			**7. Sınıf** - Grade 7			**8. Sınıf** - Grade 8			**Açık Öğretim Ortaokulu** Open Lower Secondary School			
Şube Division	**Erkek** Male	**Kadın** Female	**Şube** Division	**Erkek** Male	**Kadın** Female	**Şube** Division	**Erkek** Male	**Kadın** Female	**Erkek** Male	**Kadın** Female		SR- Level 3
334	**3 847**	**3 738**	**336**	**3 940**	**3 622**	**339**	**3 966**	**3 728**	**277**	**720**	**Total**	Zonguldak TR811
221	2 718	2 625	219	2 744	2 486	219	2 759	2 487	277	720	City	
113	1 129	1 113	117	1 196	1 136	120	1 207	1 241	-	-	Village	
142	**1 436**	**1 365**	**141**	**1 452**	**1 324**	**139**	**1 377**	**1 305**	**250**	**352**	**Total**	Karabük TR812
128	1 320	1 264	127	1 365	1 248	127	1 292	1 231	250	352	City	
14	116	101	14	87	76	12	85	74	-	-	Village	
108	**1 140**	**1 038**	**119**	**1 260**	**1 094**	**119**	**1 216**	**1 094**	**102**	**269**	**Total**	Bartın TR813
58	686	590	67	769	631	66	712	608	102	269	City	
50	454	448	52	491	463	53	504	486	-	-	Village	
216	**2 291**	**2 161**	**216**	**2 216**	**2 130**	**212**	**2 153**	**2 202**	**241**	**664**	**Total**	Kastamonu TR821
166	1 895	1 785	167	1 807	1 741	163	1 771	1 795	241	664	City	
50	396	376	49	409	389	49	382	407	-	-	Village	
105	**1 070**	**1 030**	**100**	**1 028**	**1 042**	**101**	**1 027**	**1 068**	**139**	**199**	**Total**	Çankırı TR822
96	1 029	981	90	989	982	93	985	1 009	139	199	City	
9	41	49	10	39	60	8	42	59	-	-	Village	
121	**1 214**	**1 163**	**117**	**1 344**	**1 146**	**118**	**1 218**	**1 187**	**142**	**273**	**Total**	Sinop TR823
99	1 053	1 005	96	1 186	972	97	1 063	1 023	142	273	City	
22	161	158	21	158	174	21	155	164	-	-	Village	
838	**9 269**	**8 797**	**833**	**9 476**	**9 037**	**855**	**9 832**	**9 154**	**829**	**1 700**	**Total**	Samsun TR831
838	9 269	8 797	833	9 476	9 037	855	9 832	9 154	829	1 700	City	
-	-	-	-	-	-	-	-	-	-	-	Village	
435	**4 311**	**4 121**	**411**	**4 242**	**4 115**	**427**	**4 511**	**4 264**	**352**	**756**	**Total**	Tokat TR832
309	3 416	3 187	287	3 339	3 219	300	3 518	3 286	352	756	City	
126	895	934	124	903	896	127	993	978	-	-	Village	
332	**3 590**	**3 374**	**343**	**3 609**	**3 431**	**363**	**3 771**	**3 675**	**284**	**843**	**Total**	Çorum TR833
270	3 177	2 906	282	3 146	2 986	298	3 280	3 205	284	843	City	
62	413	468	61	463	445	65	491	470	-	-	Village	
221	**2 200**	**2 011**	**216**	**2 234**	**1 993**	**228**	**2 252**	**2 206**	**152**	**389**	**Total**	Amasya TR834
179	1 881	1 686	173	1 888	1 702	179	1 882	1 819	152	389	City	
42	319	325	43	346	291	49	370	387	-	-	Village	
517	**5 252**	**4 922**	**509**	**5 278**	**5 097**	**515**	**5 297**	**5 126**	**331**	**807**	**Total**	Trabzon TR901
517	5 252	4 922	509	5 278	5 097	515	5 297	5 126	331	807	City	
-	-	-	-	-	-	-	-	-	-	-	Village	
451	**4 834**	**4 478**	**455**	**4 876**	**4 756**	**466**	**5 200**	**4 989**	**354**	**720**	**Total**	Ordu TR902
451	4 834	4 478	455	4 876	4 756	466	5 200	4 989	354	720	City	
-	-	-	-	-	-	-	-	-	-	-	Village	
259	**2 506**	**2 418**	**268**	**2 660**	**2 512**	**269**	**2 825**	**2 686**	**191**	**414**	**Total**	Giresun TR903
188	2 005	1 947	197	2 173	2 061	200	2 282	2 150	191	414	City	
71	501	471	71	487	451	69	543	536	-	-	Village	
221	**2 171**	**2 084**	**230**	**2 336**	**2 034**	**242**	**2 322**	**2 209**	**196**	**523**	**Total**	Rize TR904
172	1 847	1 761	178	1 927	1 734	187	1 869	1 846	196	523	City	
49	324	323	52	409	300	55	453	363	-	-	Village	
113	**986**	**940**	**104**	**961**	**938**	**117**	**1 053**	**994**	**52**	**211**	**Total**	Artvin TR905
79	788	754	73	768	749	82	829	781	52	211	City	
34	198	186	31	193	189	35	224	213	-	-	Village	
81	**766**	**673**	**81**	**741**	**696**	**91**	**813**	**728**	**46**	**125**	**Total**	Gümüşhane TR906
56	591	507	57	581	522	65	612	538	46	125	City	
25	175	166	24	160	174	26	201	190	-	-	Village	
661	**6 894**	**6 891**	**662**	**7 090**	**6 976**	**658**	**7 235**	**6 887**	**614**	**1 024**	**Total**	Erzurum TRA11
661	6 894	6 891	662	7 090	6 976	658	7 235	6 887	614	1 024	City	
-	-	-	-	-	-	-	-	-	-	-	Village	
147	**1 488**	**1 366**	**150**	**1 526**	**1 377**	**155**	**1 463**	**1 441**	**151**	**332**	**Total**	Erzincan TRA12
95	1 036	996	98	1 102	948	103	1 024	1 023	151	332	City	
52	452	370	52	424	429	52	439	418	-	-	Village	
70	**527**	**536**	**76**	**564**	**541**	**64**	**545**	**463**	**51**	**101**	**Total**	BayburtTRA13
47	370	374	52	383	383	44	382	346	51	101	City	
23	157	162	24	181	158	20	163	117	-	-	Village	
636	**7 036**	**6 697**	**592**	**6 729**	**6 040**	**557**	**5 919**	**5 629**	**622**	**526**	**Total**	Ağrı TRA21
395	4 474	4 264	365	4 259	3 757	347	3 744	3 621	622	526	City	
241	2 562	2 433	227	2 470	2 283	210	2 175	2 008	-	-	Village	
280	**2 915**	**2 829**	**272**	**2 757**	**2 618**	**276**	**2 698**	**2 529**	**161**	**254**	**Total**	Kars TRA22
137	1 591	1 574	134	1 490	1 412	136	1 451	1 353	161	254	City	
143	1 324	1 255	138	1 267	1 206	140	1 247	1 176	-	-	Village	

Note 1. In cases where separate classes for students in need of special education is not available, figures for the said students are included in regular enrollment.

Note 2. The number of open education students include the active students who are new entrants or who have renewed registration as of 1., 2. and 3. semester in the educational year 2016-2017.

2.6.b İstatistiki Bölge Birimleri Sınıflaması 3. düzey, yerleşim yeri, sınıflara göre ortaokullarda, okul, şube ve öğrenci sayısı (devam)
[2016/'17 öğretim yılı]

		Toplam - Total					**Özel Eğitim** Special Education			**5. Sınıf** - Grade 5		
				Öğrenci - Student								
İBBS 3. Düzey		**Okul** School	**Şube** Division	**Toplam** Total	**Erkek** Male	**Kadın** Female	**Şube** Division	**Erkek** Male	**Kadın** Female	**Şube** Division	**Erkek** Male	**Kadın** Female
TRA23 Iğdır	**Toplam**	**94**	**839**	**17 643**	**9 061**	**8 582**	**18**	**14**	**10**	**231**	**2 781**	**2 720**
	Şehir	39	499	11 059	5 639	5 420	13	9	8	133	1 694	1 711
	Köy	55	340	6 584	3 422	3 162	5	5	2	98	1 087	1 009
TRA24 Ardahan	**Toplam**	**56**	**364**	**7 280**	**3 747**	**3 533**	**5**	**1**	**5**	**99**	**1 207**	**1 068**
	Şehir	21	201	4 137	2 129	2 008	5	1	5	54	690	580
	Köy	35	163	3 143	1 618	1 525	-	-	-	45	517	488
TRB11 Malatya	**Toplam**	**230**	**2 388**	**57 241**	**29 121**	**28 120**	**27**	**38**	**37**	**661**	**8 906**	**8 627**
	Şehir	230	2 388	57 241	29 121	28 120	27	38	37	661	8 906	8 627
	Köy	-	-	-	-	-	-	-	-	-	-	-
TRB12 Elazığ	**Toplam**	**130**	**1 618**	**40 321**	**20 477**	**19 844**	**39**	**61**	**46**	**463**	**6 434**	**6 192**
	Şehir	79	1 271	33 451	17 043	16 408	35	58	44	365	5 323	5 088
	Köy	51	347	6 870	3 434	3 436	4	3	2	98	1 111	1 104
TRB13 Bingöl	**Toplam**	**89**	**980**	**22 243**	**11 173**	**11 070**	**33**	**29**	**31**	**280**	**3 547**	**3 602**
	Şehir	45	631	14 687	7 390	7 297	28	26	28	180	2 371	2 249
	Köy	44	349	7 556	3 783	3 773	5	3	3	100	1 176	1 353
TRB14 Tunceli	**Toplam**	**25**	**195**	**3 054**	**1 563**	**1 491**	**9**	**13**	**6**	**52**	**472**	**432**
	Şehir	17	157	2 625	1 337	1 288	7	11	6	43	406	379
	Köy	8	38	429	226	203	2	2	-	9	66	53
TRB21 Van	**Toplam**	**340**	**4 411**	**115 967**	**59 063**	**56 904**	**95**	**122**	**71**	**1 236**	**18 760**	**18 928**
	Şehir	340	4 411	115 967	59 063	56 904	95	122	71	1 236	18 760	18 928
	Köy	-	-	-	-	-	-	-	-	-	-	-
TRB22 Muş	**Toplam**	**192**	**1 829**	**43 948**	**22 749**	**21 199**	**8**	**10**	**3**	**525**	**7 465**	**7 402**
	Şehir	64	849	21 401	10 903	10 498	8	10	3	236	3 522	3 421
	Köy	128	980	22 547	11 846	10 701	-	-	-	289	3 943	3 981
TRB23 Bitlis	**Toplam**	**174**	**1 534**	**35 058**	**18 180**	**16 878**	**25**	**30**	**6**	**436**	**5 841**	**5 728**
	Şehir	83	905	21 185	11 686	9 499	13	17	5	256	3 621	3 084
	Köy	91	629	13 873	6 494	7 379	12	13	1	180	2 220	2 644
TRB24 Hakkari	**Toplam**	**96**	**1 056**	**26 761**	**13 581**	**13 180**	**43**	**38**	**22**	**282**	**4 130**	**4 264**
	Şehir	47	587	14 976	7 552	7 424	21	28	18	161	2 252	2 339
	Köy	49	469	11 785	6 029	5 756	22	10	4	121	1 878	1 925
TRC11 Gaziantep	**Toplam**	**351**	**6 500**	**182 224**	**92 751**	**89 473**	**129**	**259**	**147**	**1 916**	**30 918**	**29 868**
	Şehir	351	6 500	182 224	92 751	89 473	129	259	147	1 916	30 918	29 868
	Köy	-	-	-	-	-	-	-	-	-	-	-
TRC12 Adıyaman	**Toplam**	**204**	**2 140**	**52 007**	**26 618**	**25 389**	**40**	**69**	**39**	**613**	**8 381**	**8 110**
	Şehir	90	1 373	35 706	18 255	17 451	39	68	38	400	5 680	5 577
	Köy	114	767	16 301	8 363	7 938	1	1	1	213	2 701	2 533
TRC13 Kilis	**Toplam**	**42**	**469**	**12 680**	**6 476**	**6 204**	**11**	**22**	**16**	**150**	**2 514**	**2 485**
	Şehir	28	361	9 980	5 105	4 875	8	20	14	114	1 910	1 903
	Köy	14	108	2 700	1 371	1 329	3	2	2	36	604	582
TRC21 Şanlıurfa	**Toplam**	**684**	**7 159**	**212 110**	**109 326**	**102 784**	**154**	**306**	**155**	**2 170**	**36 941**	**36 601**
	Şehir	684	7 159	212 110	109 326	102 784	154	306	155	2 170	36 941	36 601
	Köy	-	-	-	-	-	-	-	-	-	-	-
TRC22 Diyarbakır	**Toplam**	**408**	**6 030**	**161 134**	**82 305**	**78 829**	**149**	**173**	**92**	**1 541**	**26 520**	**25 905**
	Şehir	408	6 030	161 134	82 305	78 829	149	173	92	1 541	26 520	25 905
	Köy	-	-	-	-	-	-	-	-	-	-	-
TRC31 Mardin	**Toplam**	**326**	**3 183**	**82 117**	**41 656**	**40 461**	**37**	**49**	**30**	**891**	**13 336**	**13 146**
	Şehir	326	3 183	82 117	41 656	40 461	37	49	30	891	13 336	13 146
	Köy	-	-	-	-	-	-	-	-	-	-	-
TRC32 Batman	**Toplam**	**181**	**2 296**	**62 698**	**32 065**	**30 633**	**34**	**30**	**25**	**656**	**10 282**	**10 042**
	Şehir	86	1 707	50 674	25 818	24 856	34	30	25	494	8 089	8 058
	Köy	95	589	12 024	6 247	5 777	-	-	-	162	2 193	1 984
TRC33 Şırnak	**Toplam**	**237**	**2 130**	**57 672**	**29 576**	**28 096**	**1**	**5**	**1**	**638**	**10 323**	**9 784**
	Şehir	67	1 103	33 462	17 238	16 224	1	5	1	338	6 002	5 679
	Köy	170	1 027	24 210	12 338	11 872	-	-	-	300	4 321	4 105
TRC34 Siirt	**Toplam**	**138**	**1 301**	**35 246**	**18 125**	**17 121**	**5**	**2**	**1**	**374**	**5 764**	**5 728**
	Şehir	62	807	22 789	11 774	11 015	5	2	1	235	3 729	3 650
	Köy	76	494	12 457	6 351	6 106	-	-	-	139	2 035	2 078

Not 1. Özel eğitime muhtaç öğrenciler için açılmış müstakil sınıflar yok ise; bu öğrenciler normal öğrenciler içinde gösterilmiştir.

Not 2. Açıköğretim öğrenci sayıları 2016-2017 eğitim öğretim yılı 1., 2. ve 3. dönem yeni kayıt yaptıran ve kayıt yenileyen aktif öğrencileri kapsar.

2.6.b Number of schools, divisions and students in lower secondary schools by grade and settlement place according to Statistical Regions Level 3 (continued)

[The educational year 2016/'17]

6. Sınıf - Grade 6			**7. Sınıf** - Grade 7			**8. Sınıf** - Grade 8			**Açık Öğretim Ortaokulu** Open Lower Secondary School			
Şube Division	**Erkek** Male	**Kadın** Female	**Şube** Division	**Erkek** Male	**Kadın** Female	**Şube** Division	**Erkek** Male	**Kadın** Female	**Erkek** Male	**Kadın** Female		SR- Level 3
197	**2 038**	**1 957**	**195**	**2 056**	**1 781**	**198**	**2 028**	**1 943**	**144**	**171**	**Total**	Iğdır TRA23
118	1 272	1 213	118	1 263	1 125	117	1 257	1 192	144	171	City	
79	766	744	77	793	656	81	771	751	-	-	Village	
90	**837**	**797**	**85**	**801**	**782**	**85**	**831**	**798**	**70**	**83**	**Total**	Ardahan TRA24
50	480	456	45	427	444	47	461	440	70	83	City	
40	357	341	40	374	338	38	370	358	-	-	Village	
578	**6 670**	**6 288**	**557**	**6 418**	**6 085**	**565**	**6 549**	**5 997**	**540**	**1 086**	**Total**	Malatya TRB11
578	6 670	6 288	557	6 418	6 085	565	6 549	5 997	540	1 086	City	
-	-	-	-	-	-	-	-	-	-	-	Village	
362	**4 489**	**4 355**	**381**	**4 647**	**4 335**	**373**	**4 484**	**4 144**	**362**	**772**	**Total**	Elazığ TRB12
281	3 732	3 572	299	3 858	3 528	291	3 710	3 404	362	772	City	
81	757	783	82	789	807	82	774	740	-	-	Village	
227	**2 564**	**2 466**	**223**	**2 470**	**2 322**	**217**	**2 236**	**2 200**	**327**	**449**	**Total**	Bingöl TRB13
142	1 598	1 619	141	1 573	1 480	140	1 495	1 472	327	449	City	
85	966	847	82	897	842	77	741	728	-	-	Village	
42	**337**	**312**	**45**	**358**	**335**	**47**	**358**	**343**	**25**	**63**	**Total**	Tunceli TRB14
33	286	269	37	305	287	37	304	284	25	63	City	
9	51	43	8	53	48	10	54	59	-	-	Village	
1 040	**13 295**	**12 396**	**1 028**	**13 100**	**12 416**	**1 012**	**12 233**	**11 471**	**1 553**	**1 622**	**Total**	Van TRB21
1 040	13 295	12 396	1 028	13 100	12 416	1 012	12 233	11 471	1 553	1 622	City	
-	-	-	-	-	-	-	-	-	-	-	Village	
444	**5 168**	**4 969**	**433**	**4 898**	**4 323**	**419**	**4 698**	**4 088**	**510**	**414**	**Total**	Muş TRB22
206	2 416	2 487	205	2 283	2 086	194	2 162	2 087	510	414	City	
238	2 752	2 482	228	2 615	2 237	225	2 536	2 001	-	-	Village	
379	**3 984**	**3 689**	**350**	**3 862**	**3 586**	**344**	**3 768**	**3 261**	**695**	**608**	**Total**	Bitlis TRB23
224	2 468	1 974	209	2 415	2 002	203	2 470	1 826	695	608	City	
155	1 516	1 715	141	1 447	1 584	141	1 298	1 435	-	-	Village	
237	**3 150**	**2 850**	**249**	**2 974**	**2 848**	**245**	**2 891**	**2 699**	**398**	**497**	**Total**	Hakkari TRB24
131	1 684	1 521	136	1 579	1 536	138	1 611	1 513	398	497	City	
106	1 466	1 329	113	1 395	1 312	107	1 280	1 186	-	-	Village	
1 549	**21 045**	**20 018**	**1 476**	**19 294**	**18 732**	**1 430**	**18 802**	**17 481**	**2 433**	**3 227**	**Total**	Gaziantep TRC11
1 549	21 045	20 018	1 476	19 294	18 732	1 430	18 802	17 481	2 433	3 227	City	
-	-	-	-	-	-	-	-	-	-	-	Village	
507	**6 154**	**5 720**	**480**	**5 714**	**5 448**	**500**	**5 843**	**5 494**	**457**	**578**	**Total**	Adıyaman TRC12
322	4 208	3 947	299	3 906	3 635	313	3 936	3 676	457	578	City	
185	1 946	1 773	181	1 808	1 813	187	1 907	1 818	-	-	Village	
111	**1 291**	**1 263**	**98**	**1 255**	**1 139**	**99**	**1 221**	**1 123**	**173**	**178**	**Total**	Kilis TRC13
87	1 020	1 003	76	1 007	893	76	975	884	173	178	City	
24	271	260	22	248	246	23	246	239	-	-	Village	
1 705	**24 333**	**23 625**	**1 578**	**22 817**	**21 110**	**1 552**	**21 991**	**18 530**	**2 938**	**2 763**	**Total**	Şanlıurfa TRC21
1 705	24 333	23 625	1 578	22 817	21 110	1 552	21 991	18 530	2 938	2 763	City	
-	-	-	-	-	-	-	-	-	-	-	Village	
1 501	**18 720**	**17 737**	**1 447**	**17 802**	**16 676**	**1 392**	**16 903**	**16 032**	**2 187**	**2 387**	**Total**	Diyarbakır TRC22
1 501	18 720	17 737	1 447	17 802	16 676	1 392	16 903	16 032	2 187	2 387	City	
-	-	-	-	-	-	-	-	-	-	-	Village	
766	**9 467**	**9 478**	**756**	**9 183**	**8 887**	**733**	**8 773**	**7 940**	**848**	**980**	**Total**	Mardin TRC31
766	9 467	9 478	756	9 183	8 887	733	8 773	7 940	848	980	City	
-	-	-	-	-	-	-	-	-	-	-	Village	
549	**7 336**	**6 810**	**524**	**6 785**	**6 394**	**533**	**6 726**	**6 469**	**906**	**893**	**Total**	Batman TRC32
400	5 949	5 524	388	5 475	5 114	391	5 369	5 242	906	893	City	
149	1 387	1 286	136	1 310	1 280	142	1 357	1 227	-	-	Village	
506	**6 365**	**6 300**	**498**	**6 325**	**5 994**	**487**	**5 906**	**5 464**	**652**	**553**	**Total**	Şırnak TRC33
262	3 645	3 571	256	3 604	3 340	246	3 330	3 080	652	553	City	
244	2 720	2 729	242	2 721	2 654	241	2 576	2 384	-	-	Village	
319	**4 123**	**3 935**	**303**	**3 913**	**3 614**	**300**	**3 872**	**3 473**	**451**	**370**	**Total**	Siirt TRC34
196	2 668	2 472	186	2 514	2 282	185	2 410	2 240	451	370	City	
123	1 455	1 463	117	1 399	1 332	115	1 462	1 233	-	-	Village	

Note 1. In cases where separate classes for students in need of special education is not available, figures for the said students are included in regular enrollment.

Note 2. The number of open education students include the active students who are new entrants or who have renewed registration as of 1., 2. and 3. semester in the educational year 2016-2017.

2.7.a İstatistiki Bölge Birimleri Sınıflaması 3. düzey, yerleşim yeri ve doğum yıllarına göre ilkokullarda öğrenci sayısı

Number of students in primary schools by year of birth and settlement place according to Statistical Regions Level 3

[2016/'17 öğretim yılı - The educational year 2016/'17]

					Doğum yılları - Year of birth													
		Toplam - Total			**2011**		**2010**		**2009**		**2008**		**2007**		**2006**		**2005 ve Önceki Doğumlular** Born in 2005 and Before	
İBBS 3. Düzey		**Toplam** Total	**Erkek** Male	**Kadın** Female	**Erkek** Male	**Kadın** Female	**Erkek** Male	**Kadın** Female	**Erkek** Male	**Kadın** Female	**Erkek** Male	**Kadın** Female	**Erkek** Male	**Kadın** Female	**Erkek** Male	**Kadın** Female	**Erkek** Male	**Kadın** Female
TR Türkiye	**Toplam - Total**	**4 972 430**	**2 550 915**	**2 421 515**	**84 421**	**95 083**	**606 007**	**584 909**	**651 505**	**616 526**	**671 345**	**637 063**	**484 825**	**439 753**	**33 835**	**27 549**	**18 977**	**20 632**
	Şehir - City	**4 649 231**	**2 385 536**	**2 263 695**	**73 726**	**83 368**	**566 838**	**547 029**	**610 684**	**577 722**	**629 188**	**597 253**	**456 646**	**414 412**	**31 337**	**25 572**	**17 117**	**18 339**
	Köy - Village	**323 199**	**165 379**	**157 820**	**10 695**	**11 715**	**39 169**	**37 880**	**40 821**	**38 804**	**42 157**	**39 810**	**28 179**	**25 341**	**2 498**	**1 977**	**1 860**	**2 293**
TR100 İstanbul	**Toplam - Total**	**863 609**	**443 213**	**420 396**	**12 051**	**13 566**	**108 350**	**104 084**	**114 156**	**108 121**	**117 253**	**111 075**	**83 912**	**76 367**	**4 629**	**3 855**	**2 862**	**3 328**
	Şehir - City	863 609	443 213	420 396	12 051	13 566	108 350	104 084	114 156	108 121	117 253	111 075	83 912	76 367	4 629	3 855	2 862	3 328
	Köy - Village	-	-	-	-	-	-	-	-	-	-	-	-	-	-	-	-	-
TR211 Tekirdağ	**Toplam - Total**	**54 109**	**27 875**	**26 234**	**470**	**582**	**6 519**	**6 202**	**7 300**	**6 841**	**7 354**	**6 885**	**5 674**	**5 242**	**354**	**308**	**204**	**174**
	Şehir - City	54 109	27 875	26 234	470	582	6 519	6 202	7 300	6 841	7 354	6 885	5 674	5 242	354	308	204	174
	Köy - Village	-	-	-	-	-	-	-	-	-	-	-	-	-	-	-	-	-
TR212 Edirne	**Toplam - Total**	**15 883**	**8 179**	**7 704**	**134**	**146**	**1 763**	**1 702**	**2 079**	**1 940**	**2 205**	**1 992**	**1 745**	**1 662**	**138**	**130**	**115**	**132**
	Şehir - City	13 497	6 953	6 544	110	119	1 465	1 453	1 754	1 651	1 860	1 655	1 525	1 426	130	119	109	121
	Köy - Village	2 386	1 226	1 160	24	27	298	249	325	289	345	337	220	236	8	11	6	11
TR213 Kırklareli	**Toplam - Total**	**13 870**	**7 104**	**6 766**	**70**	**118**	**1 612**	**1 636**	**1 841**	**1 712**	**1 874**	**1 762**	**1 549**	**1 423**	**113**	**75**	**45**	**40**
	Şehir - City	11 720	5 996	5 724	50	83	1 365	1 393	1 565	1 442	1 540	1 489	1 327	1 211	107	73	42	33
	Köy - Village	2 150	1 108	1 042	20	35	247	243	276	270	334	273	222	212	6	2	3	7
TR221 Balıkesir	**Toplam - Total**	**51 726**	**26 666**	**25 060**	**449**	**501**	**6 312**	**5 918**	**6 838**	**6 427**	**7 165**	**6 826**	**5 507**	**5 064**	**295**	**226**	**100**	**98**
	Şehir - City	51 726	26 666	25 060	449	501	6 312	5 918	6 838	6 427	7 165	6 826	5 507	5 064	295	226	100	98
	Köy - Village	-	-	-	-	-	-	-	-	-	-	-	-	-	-	-	-	-
TR222 Çanakkale	**Toplam - Total**	**21 326**	**10 837**	**10 489**	**124**	**141**	**2 396**	**2 326**	**2 842**	**2 818**	**2 857**	**2 823**	**2 397**	**2 189**	**158**	**130**	**63**	**62**
	Şehir - City	15 310	7 757	7 553	62	69	1 706	1 676	2 055	2 030	2 032	2 037	1 743	1 595	122	103	37	43
	Köy - Village	6 016	3 080	2 936	62	72	690	650	787	788	825	786	654	594	36	27	26	19
TR310 İzmir	**Toplam - Total**	**212 781**	**109 332**	**103 449**	**2 173**	**2 576**	**24 851**	**24 358**	**28 254**	**26 536**	**29 289**	**27 592**	**22 526**	**20 387**	**1 434**	**1 154**	**805**	**846**
	Şehir - City	212 781	109 332	103 449	2 173	2 576	24 851	24 358	28 254	26 536	29 289	27 592	22 526	20 387	1 434	1 154	805	846
	Köy - Village	-	-	-	-	-	-	-	-	-	-	-	-	-	-	-	-	-
TR321 Aydın	**Toplam - Total**	**52 565**	**26 981**	**25 584**	**528**	**643**	**6 229**	**6 200**	**7 009**	**6 549**	**7 476**	**6 981**	**5 342**	**4 913**	**281**	**228**	**116**	**70**
	Şehir - City	52 565	26 981	25 584	528	643	6 229	6 200	7 009	6 549	7 476	6 981	5 342	4 913	281	228	116	70
	Köy - Village	-	-	-	-	-	-	-	-	-	-	-	-	-	-	-	-	-
TR322 Denizli	**Toplam - Total**	**52 533**	**26 987**	**25 546**	**271**	**351**	**5 890**	**5 635**	**7 025**	**6 656**	**7 499**	**7 043**	**5 854**	**5 493**	**348**	**286**	**100**	**82**
	Şehir - City	52 533	26 987	25 546	271	351	5 890	5 635	7 025	6 656	7 499	7 043	5 854	5 493	348	286	100	82
	Köy - Village	-	-	-	-	-	-	-	-	-	-	-	-	-	-	-	-	-
TR323 Muğla	**Toplam - Total**	**44 488**	**22 964**	**21 524**	**358**	**417**	**5 383**	**5 178**	**6 067**	**5 679**	**6 155**	**5 808**	**4 723**	**4 237**	**216**	**156**	**62**	**49**
	Şehir - City	44 488	22 964	21 524	358	417	5 383	5 178	6 067	5 679	6 155	5 808	4 723	4 237	216	156	62	49
	Köy - Village	-	-	-	-	-	-	-	-	-	-	-	-	-	-	-	-	-
TR331 Manisa	**Toplam - Total**	**73 247**	**37 683**	**35 564**	**711**	**879**	**8 870**	**8 395**	**9 708**	**9 208**	**10 216**	**9 723**	**7 643**	**6 975**	**372**	**250**	**163**	**134**
	Şehir - City	73 247	37 683	35 564	711	879	8 870	8 395	9 708	9 208	10 216	9 723	7 643	6 975	372	250	163	134
	Köy - Village	-	-	-	-	-	-	-	-	-	-	-	-	-	-	-	-	-
TR332 Afyonkarahisar	**Toplam - Total**	**40 760**	**20 903**	**19 857**	**548**	**694**	**4 995**	**4 869**	**5 512**	**5 253**	**5 639**	**5 334**	**3 954**	**3 518**	**172**	**133**	**83**	**56**
	Şehir - City	24 905	12 871	12 034	195	234	2 982	2 880	3 345	3 228	3 535	3 230	2 610	2 324	146	101	58	37
	Köy - Village	15 855	8 032	7 823	353	460	2 013	1 989	2 167	2 025	2 104	2 104	1 344	1 194	26	32	25	19
TR333 Kütahya	**Toplam - Total**	**26 278**	**13 441**	**12 837**	**229**	**254**	**3 213**	**3 217**	**3 444**	**3 267**	**3 660**	**3 455**	**2 743**	**2 496**	**101**	**109**	**51**	**39**
	Şehir - City	20 837	10 691	10 146	98	144	2 565	2 518	2 693	2 581	2 948	2 736	2 256	2 035	90	100	41	32
	Köy - Village	5 441	2 750	2 691	131	110	648	699	751	686	712	719	487	461	11	9	10	7
TR334 Uşak	**Toplam - Total**	**17 559**	**9 078**	**8 481**	**111**	**141**	**2 088**	**1 963**	**2 358**	**2 172**	**2 423**	**2 335**	**1 934**	**1 756**	**135**	**90**	**29**	**24**
	Şehir - City	14 004	7 240	6 764	51	71	1 617	1 529	1 918	1 714	1 932	1 909	1 571	1 437	126	84	25	20
	Köy - Village	3 555	1 838	1 717	60	70	471	434	440	458	491	426	363	319	9	6	4	4
TR411 Bursa	**Toplam - Total**	**172 276**	**88 484**	**83 792**	**1 490**	**1 728**	**20 590**	**19 753**	**23 008**	**21 433**	**23 642**	**22 388**	**17 822**	**16 702**	**1 365**	**1 135**	**567**	**653**
	Şehir - City	172 276	88 484	83 792	1 490	1 728	20 590	19 753	23 008	21 433	23 642	22 388	17 822	16 702	1 365	1 135	567	653
	Köy - Village	-	-	-	-	-	-	-	-	-	-	-	-	-	-	-	-	-
TR412 Eskişehir	**Toplam - Total**	**38 436**	**19 764**	**18 672**	**251**	**302**	**4 464**	**4 361**	**5 181**	**4 829**	**5 432**	**5 081**	**4 161**	**3 876**	**219**	**170**	**56**	**53**
	Şehir - City	38 436	19 764	18 672	251	302	4 464	4 361	5 181	4 829	5 432	5 081	4 161	3 876	219	170	56	53
	Köy - Village	-	-	-	-	-	-	-	-	-	-	-	-	-	-	-	-	-
TR413 Bilecik	**Toplam - Total**	**9 985**	**5 114**	**4 871**	**56**	**77**	**1 227**	**1 161**	**1 359**	**1 308**	**1 369**	**1 300**	**1 047**	**989**	**46**	**30**	**10**	**6**
	Şehir - City	9 035	4 649	4 386	42	57	1 116	1 033	1 239	1 195	1 247	1 166	950	902	45	28	10	5
	Köy - Village	950	465	485	14	20	111	128	120	113	122	134	97	87	1	2	-	1
TR421 Kocaeli	**Toplam - Total**	**112 682**	**57 813**	**54 869**	**1 199**	**1 506**	**13 879**	**13 523**	**15 143**	**14 201**	**15 665**	**14 815**	**11 196**	**10 156**	**513**	**419**	**218**	**249**
	Şehir - City	112 682	57 813	54 869	1 199	1 506	13 879	13 523	15 143	14 201	15 665	14 815	11 196	10 156	513	419	218	249
	Köy - Village	-	-	-	-	-	-	-	-	-	-	-	-	-	-	-	-	-
TR422 Sakarya	**Toplam - Total**	**54 515**	**28 040**	**26 475**	**658**	**787**	**6 757**	**6 321**	**7 262**	**6 891**	**7 475**	**7 127**	**5 374**	**4 850**	**312**	**265**	**202**	**234**
	Şehir - City	54 515	28 040	26 475	658	787	6 757	6 321	7 262	6 891	7 475	7 127	5 374	4 850	312	265	202	234
	Köy - Village	-	-	-	-	-	-	-	-	-	-	-	-	-	-	-	-	-
TR423 Düzce	**Toplam - Total**	**19 946**	**10 147**	**9 799**	**216**	**296**	**2 353**	**2 368**	**2 715**	**2 536**	**2 757**	**2 677**	**2 004**	**1 852**	**73**	**46**	**29**	**24**
	Şehir - City	14 351	7 308	7 043	111	161	1 700	1 692	1 950	1 808	1 983	1 938	1 481	1 384	57	40	26	20
	Köy - Village	5 595	2 839	2 756	105	135	653	676	765	728	774	739	523	468	16	6	3	4

2.7.a İstatistiki Bölge Birimleri Sınıflaması 3. düzey, yerleşim yeri ve doğum yıllarına göre ilkokullarda öğrenci sayısı (devam)

Number of students in primary schools by year of birth and settlement place according to Statistical Regions Level 3 (continued)

[2016/'17 öğretim yılı - The educational year 2016/'17]

					Doğum yılları - Year of birth													
		Toplam - Total			**2011**		**2010**		**2009**		**2008**		**2007**		**2006**		**2005 ve Önceki Doğumlular** Born in 2005 and Before	
İBBS 3. Düzey		**Toplam** Total	**Erkek** Male	**Kadın** Female	**Erkek** Male	**Kadın** Female	**Erkek** Male	**Kadın** Female	**Erkek** Male	**Kadın** Female	**Erkek** Male	**Kadın** Female	**Erkek** Male	**Kadın** Female	**Erkek** Male	**Kadın** Female	**Erkek** Male	**Kadın** Female
TR424 Bolu	**Toplam - Total**	**13 711**	**7 109**	**6 602**	**85**	**120**	**1 639**	**1 530**	**1 851**	**1 757**	**1 951**	**1 817**	**1 492**	**1 330**	**74**	**41**	**17**	**7**
	Şehir - City	11 856	6 103	5 753	56	86	1 405	1 329	1 603	1 524	1 674	1 594	1 281	1 177	68	36	16	7
	Köy - Village	1 855	1 006	849	29	34	234	201	248	233	277	223	211	153	6	5	1	-
TR425 Yalova	**Toplam - Total**	**12 442**	**6 415**	**6 027**	**141**	**159**	**1 501**	**1 410**	**1 660**	**1 658**	**1 666**	**1 584**	**1 328**	**1 108**	**75**	**67**	**44**	**41**
	Şehir - City	9 643	4 990	4 653	89	102	1 139	1 072	1 317	1 297	1 308	1 236	1 037	856	59	54	41	36
	Köy - Village	2 799	1 425	1 374	52	57	362	338	343	361	358	348	291	252	16	13	3	5
TR510 Ankara	**Toplam - Total**	**295 811**	**152 394**	**143 417**	**2 222**	**2 774**	**35 509**	**34 490**	**39 731**	**36 983**	**41 204**	**38 985**	**31 600**	**28 536**	**1 536**	**1 136**	**592**	**513**
	Şehir - City	295 811	152 394	143 417	2 222	2 774	35 509	34 490	39 731	36 983	41 204	38 985	31 600	28 536	1 536	1 136	592	513
	Köy - Village	-	-	-	-	-	-	-	-	-	-	-	-	-	-	-	-	-
TR521 Konya	**Toplam - Total**	**137 406**	**70 663**	**66 743**	**1 522**	**1 924**	**16 550**	**15 874**	**18 159**	**17 158**	**18 996**	**18 133**	**13 957**	**12 450**	**1 014**	**776**	**465**	**428**
	Şehir - City	137 406	70 663	66 743	1 522	1 924	16 550	15 874	18 159	17 158	18 996	18 133	13 957	12 450	1 014	776	465	428
	Köy - Village	-	-	-	-	-	-	-	-	-	-	-	-	-	-	-	-	-
TR522 Karaman	**Toplam - Total**	**14 047**	**7 188**	**6 859**	**118**	**143**	**1 644**	**1 554**	**1 918**	**1 886**	**1 949**	**1 885**	**1 467**	**1 328**	**78**	**50**	**14**	**13**
	Şehir - City	11 016	5 673	5 343	63	71	1 282	1 200	1 536	1 465	1 524	1 490	1 185	1 062	71	43	12	12
	Köy - Village	3 031	1 515	1 516	55	72	362	354	382	421	425	395	282	266	7	7	2	1
TR611 Antalya	**Toplam - Total**	**132 246**	**68 096**	**64 150**	**916**	**1 204**	**15 458**	**14 879**	**17 870**	**16 912**	**18 344**	**17 490**	**14 222**	**12 680**	**973**	**717**	**313**	**268**
	Şehir - City	132 246	68 096	64 150	916	1 204	15 458	14 879	17 870	16 912	18 344	17 490	14 222	12 680	973	717	313	268
	Köy - Village	-	-	-	-	-	-	-	-	-	-	-	-	-	-	-	-	-
TR612 Isparta	**Toplam - Total**	**21 092**	**10 813**	**10 279**	**122**	**165**	**2 402**	**2 349**	**2 856**	**2 683**	**2 946**	**2 807**	**2 326**	**2 171**	**135**	**77**	**26**	**27**
	Şehir - City	16 343	8 356	7 987	53	91	1 823	1 818	2 222	2 083	2 258	2 168	1 873	1 736	111	71	16	20
	Köy - Village	4 749	2 457	2 292	69	74	579	531	634	600	688	639	453	435	24	6	10	7
TR613 Burdur	**Toplam - Total**	**11 875**	**6 158**	**5 717**	**50**	**68**	**1 265**	**1 212**	**1 590**	**1 449**	**1 597**	**1 497**	**1 441**	**1 319**	**180**	**143**	**35**	**29**
	Şehir - City	9 110	4 707	4 403	23	29	941	906	1 193	1 101	1 214	1 167	1 153	1 049	152	124	31	27
	Köy - Village	2 765	1 451	1 314	27	39	324	306	397	348	383	330	288	270	28	19	4	2
TR621 Adana	**Toplam - Total**	**148 797**	**76 440**	**72 357**	**2 084**	**2 527**	**17 981**	**17 206**	**19 626**	**18 521**	**20 680**	**19 461**	**14 428**	**13 199**	**1 024**	**856**	**617**	**587**
	Şehir - City	148 797	76 440	72 357	2 084	2 527	17 981	17 206	19 626	18 521	20 680	19 461	14 428	13 199	1 024	856	617	587
	Köy - Village	-	-	-	-	-	-	-	-	-	-	-	-	-	-	-	-	-
TR622 Mersin	**Toplam - Total**	**113 415**	**58 117**	**55 298**	**1 605**	**1 817**	**13 725**	**13 435**	**15 044**	**14 195**	**15 362**	**14 735**	**11 179**	**10 066**	**813**	**678**	**389**	**372**
	Şehir - City	113 415	58 117	55 298	1 605	1 817	13 725	13 435	15 044	14 195	15 362	14 735	11 179	10 066	813	678	389	372
	Köy - Village	-	-	-	-	-	-	-	-	-	-	-	-	-	-	-	-	-
TR631 Hatay	**Toplam - Total**	**120 835**	**61 954**	**58 881**	**2 849**	**3 053**	**15 582**	**15 034**	**15 632**	**14 827**	**15 855**	**15 045**	**11 127**	**10 109**	**588**	**541**	**321**	**272**
	Şehir - City	120 835	61 954	58 881	2 849	3 053	15 582	15 034	15 632	14 827	15 855	15 045	11 127	10 109	588	541	321	272
	Köy - Village	-	-	-	-	-	-	-	-	-	-	-	-	-	-	-	-	-
TR632 Kahramanmaraş	**Toplam - Total**	**87 189**	**44 771**	**42 418**	**1 107**	**1 419**	**10 769**	**10 553**	**11 513**	**10 965**	**11 914**	**11 279**	**8 817**	**7 738**	**468**	**316**	**183**	**148**
	Şehir - City	87 189	44 771	42 418	1 107	1 419	10 769	10 553	11 513	10 965	11 914	11 279	8 817	7 738	468	316	183	148
	Köy - Village	-	-	-	-	-	-	-	-	-	-	-	-	-	-	-	-	-
TR633 Osmaniye	**Toplam - Total**	**38 183**	**19 572**	**18 611**	**276**	**344**	**4 002**	**4 084**	**5 091**	**4 879**	**5 324**	**4 909**	**4 209**	**3 845**	**460**	**360**	**210**	**190**
	Şehir - City	31 739	16 260	15 479	227	245	3 305	3 378	4 196	4 044	4 418	4 094	3 508	3 237	409	313	197	168
	Köy - Village	6 444	3 312	3 132	49	99	697	706	895	835	906	815	701	608	51	47	13	22
TR711 Kırıkkale	**Toplam - Total**	**14 002**	**7 119**	**6 883**	**111**	**157**	**1 615**	**1 571**	**1 800**	**1 756**	**1 970**	**1 855**	**1 486**	**1 404**	**94**	**95**	**43**	**45**
	Şehir - City	12 905	6 522	6 383	88	133	1 488	1 449	1 643	1 642	1 817	1 695	1 356	1 327	88	93	42	44
	Köy - Village	1 097	597	500	23	24	127	122	157	114	153	160	130	77	6	2	1	1
TR712 Aksaray	**Toplam - Total**	**26 109**	**13 407**	**12 702**	**350**	**445**	**3 067**	**3 141**	**3 545**	**3 218**	**3 615**	**3 286**	**2 624**	**2 440**	**143**	**118**	**63**	**54**
	Şehir - City	17 467	9 026	8 441	170	204	2 010	2 058	2 413	2 161	2 474	2 221	1 803	1 652	106	102	50	43
	Köy - Village	8 642	4 381	4 261	180	241	1 057	1 083	1 132	1 057	1 141	1 065	821	788	37	16	13	11
TR713 Niğde	**Toplam - Total**	**21 988**	**11 345**	**10 643**	**288**	**357**	**2 603**	**2 521**	**3 002**	**2 826**	**3 106**	**2 865**	**2 195**	**1 965**	**122**	**87**	**29**	**22**
	Şehir - City	12 542	6 536	6 006	74	99	1 417	1 392	1 758	1 621	1 831	1 631	1 351	1 183	84	67	21	13
	Köy - Village	9 446	4 809	4 637	214	258	1 186	1 129	1 244	1 205	1 275	1 234	844	782	38	20	8	9
TR714 Nevşehir	**Toplam - Total**	**16 665**	**8 580**	**8 085**	**223**	**259**	**2 016**	**1 891**	**2 211**	**2 131**	**2 227**	**2 121**	**1 765**	**1 560**	**91**	**74**	**47**	**49**
	Şehir - City	10 958	5 605	5 353	81	93	1 289	1 228	1 436	1 398	1 445	1 396	1 243	1 127	73	66	38	45
	Köy - Village	5 707	2 975	2 732	142	166	727	663	775	733	782	725	522	433	18	8	9	4
TR715 Kırşehir	**Toplam - Total**	**11 465**	**5 870**	**5 595**	**80**	**81**	**1 305**	**1 233**	**1 444**	**1 408**	**1 620**	**1 536**	**1 330**	**1 271**	**75**	**55**	**16**	**11**
	Şehir - City	10 226	5 229	4 997	67	60	1 166	1 109	1 282	1 255	1 444	1 361	1 196	1 152	62	51	12	9
	Köy - Village	1 239	641	598	13	21	139	124	162	153	176	175	134	119	13	4	4	2
TR721 Kayseri	**Toplam - Total**	**91 109**	**46 914**	**44 195**	**752**	**935**	**10 778**	**10 408**	**12 252**	**11 292**	**12 856**	**12 083**	**9 567**	**8 873**	**500**	**416**	**209**	**188**
	Şehir - City	91 109	46 914	44 195	752	935	10 778	10 408	12 252	11 292	12 856	12 083	9 567	8 873	500	416	209	188
	Köy - Village	-	-	-	-	-	-	-	-	-	-	-	-	-	-	-	-	-
TR722 Sivas	**Toplam - Total**	**34 644**	**17 779**	**16 865**	**553**	**650**	**4 276**	**4 045**	**4 540**	**4 341**	**4 785**	**4 621**	**3 444**	**3 089**	**136**	**79**	**45**	**40**
	Şehir - City	27 950	14 461	13 489	352	410	3 533	3 270	3 672	3 483	3 895	3 689	2 848	2 538	120	67	41	32
	Köy - Village	6 694	3 318	3 376	201	240	743	775	868	858	890	932	596	551	16	12	4	8
TR723 Yozgat	**Toplam - Total**	**22 907**	**11 749**	**11 158**	**343**	**432**	**2 708**	**2 559**	**3 045**	**2 877**	**3 131**	**3 068**	**2 395**	**2 127**	**102**	**65**	**25**	**30**
	Şehir - City	17 088	8 690	8 398	168	237	1 998	1 928	2 273	2 174	2 332	2 311	1 816	1 667	84	53	19	28
	Köy - Village	5 819	3 059	2 760	175	195	710	631	772	703	799	757	579	460	18	12	6	2

2.7.a İstatistiki Bölge Birimleri Sınıflaması 3. düzey, yerleşim yeri ve doğum yıllarına göre ilkokullarda öğrenci sayısı (devam)

Number of students in primary schools by year of birth and settlement place according to Statistical Regions Level 3 (continued)

[2016/'17 öğretim yılı - The educational year 2016/'17]

		Toplam - Total			**Doğum yılları -** Year of birth													
					2011		**2010**		**2009**		**2008**		**2007**		**2006**		**2005 ve Önceki Doğumlular** Born in 2005 and Before	
İBBS 3. Düzey		**Toplam** Total	**Erkek** Male	**Kadın** Female	**Erkek** Male	**Kadın** Female	**Erkek** Male	**Kadın** Female	**Erkek** Male	**Kadın** Female	**Erkek** Male	**Kadın** Female	**Erkek** Male	**Kadın** Female	**Erkek** Male	**Kadın** Female	**Erkek** Male	**Kadın** Female
TR811 Zonguldak	**Toplam - Total**	**29 552**	**15 141**	**14 411**	**264**	**318**	**3 623**	**3 398**	**4 017**	**3 833**	**4 124**	**3 964**	**2 990**	**2 790**	**86**	**76**	**37**	**32**
	Şehir - City	20 864	10 682	10 182	108	141	2 541	2 372	2 851	2 717	2 850	2 767	2 229	2 094	71	64	32	27
	Köy - Village	8 688	4 459	4 229	156	177	1 082	1 026	1 166	1 116	1 274	1 197	761	696	15	12	5	5
TR812 Karabük	**Toplam - Total**	**10 260**	**5 291**	**4 969**	**90**	**102**	**1 174**	**1 179**	**1 422**	**1 287**	**1 478**	**1 327**	**1 045**	**1 001**	**57**	**51**	**25**	**22**
	Şehir - City	9 384	4 856	4 528	76	86	1 090	1 090	1 315	1 173	1 357	1 221	967	914	44	40	7	4
	Köy - Village	876	435	441	14	16	84	89	107	114	121	106	78	87	13	11	18	18
TR813 Bartın	**Toplam - Total**	**8 666**	**4 415**	**4 251**	**105**	**111**	**1 071**	**1 046**	**1 155**	**1 115**	**1 221**	**1 162**	**833**	**792**	**21**	**18**	**9**	**7**
	Şehir - City	4 622	2 412	2 210	27	27	578	529	607	563	708	604	472	469	16	14	4	4
	Köy - Village	4 044	2 003	2 041	78	84	493	517	548	552	513	558	361	323	5	4	5	3
TR821 Kastamonu	**Toplam - Total**	**16 133**	**8 315**	**7 818**	**236**	**265**	**2 012**	**1 894**	**2 130**	**2 044**	**2 239**	**2 046**	**1 613**	**1 488**	**69**	**59**	**16**	**22**
	Şehir - City	13 076	6 792	6 284	141	155	1 683	1 536	1 727	1 667	1 846	1 664	1 327	1 198	56	48	12	16
	Köy - Village	3 057	1 523	1 534	95	110	329	358	403	377	393	382	286	290	13	11	4	6
TR822 Çankırı	**Toplam - Total**	**8 108**	**4 196**	**3 912**	**57**	**81**	**987**	**952**	**1 101**	**1 001**	**1 117**	**1 089**	**872**	**738**	**51**	**38**	**11**	**13**
	Şehir - City	7 483	3 865	3 618	46	63	909	886	1 027	933	1 023	1 011	801	677	48	36	11	12
	Köy - Village	625	331	294	11	18	78	66	74	68	94	78	71	61	3	2	-	1
TR823 Sinop	**Toplam - Total**	**8 867**	**4 544**	**4 323**	**103**	**122**	**1 060**	**1 030**	**1 236**	**1 145**	**1 208**	**1 172**	**853**	**796**	**46**	**28**	**38**	**30**
	Şehir - City	7 134	3 669	3 465	53	78	879	834	1 011	929	972	930	698	652	31	18	25	24
	Köy - Village	1 733	875	858	50	44	181	196	225	216	236	242	155	144	15	10	13	6
TR831 Samsun	**Toplam - Total**	**68 835**	**35 241**	**33 594**	**858**	**978**	**8 303**	**7 990**	**9 223**	**8 895**	**9 603**	**9 212**	**6 871**	**6 205**	**264**	**216**	**119**	**98**
	Şehir - City	68 835	35 241	33 594	858	978	8 303	7 990	9 223	8 895	9 603	9 212	6 871	6 205	264	216	119	98
	Köy - Village	-	-	-	-	-	-	-	-	-	-	-	-	-	-	-	-	-
TR832 Tokat	**Toplam - Total**	**29 986**	**15 394**	**14 592**	**349**	**448**	**3 573**	**3 463**	**4 035**	**3 787**	**4 078**	**3 942**	**3 145**	**2 775**	**171**	**134**	**43**	**43**
	Şehir - City	22 550	11 548	11 002	160	258	2 630	2 560	3 068	2 880	3 093	2 992	2 432	2 170	137	112	28	30
	Köy - Village	7 436	3 846	3 590	189	190	943	903	967	907	985	950	713	605	34	22	15	13
TR833 Çorum	**Toplam - Total**	**26 894**	**13 849**	**13 045**	**192**	**234**	**3 144**	**2 971**	**3 668**	**3 432**	**3 678**	**3 555**	**2 934**	**2 669**	**185**	**142**	**48**	**42**
	Şehir - City	22 918	11 873	11 045	108	129	2 648	2 513	3 173	2 938	3 163	2 976	2 568	2 315	170	135	43	39
	Köy - Village	3 976	1 976	2 000	84	105	496	458	495	494	515	579	366	354	15	7	5	3
TR834 Amasya	**Toplam - Total**	**16 239**	**8 378**	**7 861**	**143**	**167**	**1 914**	**1 927**	**2 156**	**2 044**	**2 283**	**2 127**	**1 767**	**1 515**	**77**	**60**	**38**	**21**
	Şehir - City	13 525	6 950	6 575	88	89	1 592	1 584	1 786	1 705	1 884	1 820	1 503	1 313	66	51	31	13
	Köy - Village	2 714	1 428	1 286	55	78	322	343	370	339	399	307	264	202	11	9	7	8
TR901 Trabzon	**Toplam - Total**	**40 201**	**20 678**	**19 523**	**466**	**494**	**4 948**	**4 719**	**5 537**	**5 284**	**5 520**	**5 204**	**3 991**	**3 594**	**150**	**148**	**66**	**80**
	Şehir - City	40 201	20 678	19 523	466	494	4 948	4 719	5 537	5 284	5 520	5 204	3 991	3 594	150	148	66	80
	Köy - Village	-	-	-	-	-	-	-	-	-	-	-	-	-	-	-	-	-
TR902 Ordu	**Toplam - Total**	**37 174**	**19 188**	**17 986**	**436**	**544**	**4 547**	**4 400**	**5 031**	**4 690**	**5 264**	**4 948**	**3 767**	**3 298**	**107**	**73**	**36**	**33**
	Şehir - City	37 174	19 188	17 986	436	544	4 547	4 400	5 031	4 690	5 264	4 948	3 767	3 298	107	73	36	33
	Köy - Village	-	-	-	-	-	-	-	-	-	-	-	-	-	-	-	-	-
TR903 Giresun	**Toplam - Total**	**18 493**	**9 470**	**9 023**	**237**	**291**	**2 301**	**2 243**	**2 483**	**2 316**	**2 550**	**2 355**	**1 824**	**1 764**	**58**	**41**	**17**	**13**
	Şehir - City	14 712	7 560	7 152	133	160	1 871	1 791	1 986	1 853	2 028	1 868	1 475	1 437	50	36	17	7
	Köy - Village	3 781	1 910	1 871	104	131	430	452	497	463	522	487	349	327	8	5	-	6
TR904 Rize	**Toplam - Total**	**15 744**	**8 155**	**7 589**	**203**	**223**	**1 935**	**1 874**	**2 216**	**1 996**	**2 139**	**2 045**	**1 593**	**1 388**	**49**	**39**	**20**	**24**
	Şehir - City	13 370	6 877	6 493	138	160	1 636	1 601	1 886	1 703	1 806	1 768	1 353	1 206	41	34	17	21
	Köy - Village	2 374	1 278	1 096	65	63	299	273	330	293	333	277	240	182	8	5	3	3
TR905 Artvin	**Toplam - Total**	**7 034**	**3 589**	**3 445**	**97**	**116**	**899**	**821**	**930**	**922**	**964**	**902**	**687**	**659**	**8**	**17**	**4**	**8**
	Şehir - City	5 493	2 806	2 687	58	62	694	639	705	721	767	712	572	534	7	14	3	5
	Köy - Village	1 541	783	758	39	54	205	182	225	201	197	190	115	125	1	3	1	3
TR906 Gümüşhane	**Toplam - Total**	**5 546**	**2 754**	**2 792**	**73**	**112**	**663**	**653**	**726**	**737**	**745**	**770**	**528**	**510**	**15**	**8**	**4**	**2**
	Şehir - City	4 138	2 062	2 076	33	47	504	512	562	558	551	555	397	394	11	8	4	2
	Köy - Village	1 408	692	716	40	65	159	141	164	179	194	215	131	116	4	-	-	-
TRA11 Erzurum	**Toplam - Total**	**51 092**	**26 179**	**24 913**	**1 331**	**1 476**	**6 350**	**6 123**	**6 524**	**6 331**	**6 774**	**6 354**	**4 618**	**4 069**	**345**	**256**	**237**	**304**
	Şehir - City	51 092	26 179	24 913	1 331	1 476	6 350	6 123	6 524	6 331	6 774	6 354	4 618	4 069	345	256	237	304
	Köy - Village	-	-	-	-	-	-	-	-	-	-	-	-	-	-	-	-	-
TRA12 Erzincan	**Toplam - Total**	**11 177**	**5 677**	**5 500**	**127**	**199**	**1 361**	**1 323**	**1 445**	**1 415**	**1 521**	**1 462**	**1 137**	**1 023**	**63**	**57**	**23**	**21**
	Şehir - City	7 742	3 926	3 816	66	94	937	921	1 006	990	1 035	1 036	824	724	48	41	10	10
	Köy - Village	3 435	1 751	1 684	61	105	424	402	439	425	486	426	313	299	15	16	13	11
TRA13 Bayburt	**Toplam - Total**	**4 093**	**2 081**	**2 012**	**74**	**72**	**513**	**523**	**545**	**537**	**551**	**561**	**377**	**305**	**13**	**10**	**8**	**4**
	Şehir - City	2 731	1 351	1 380	40	41	349	337	359	379	349	403	240	208	9	8	5	4
	Köy - Village	1 362	730	632	34	31	164	186	186	158	202	158	137	97	4	2	3	-

2.7.a İstatistiki Bölge Birimleri Sınıflaması 3. düzey, yerleşim yeri ve doğum yıllarına göre ilkokullarda öğrenci sayısı (devam)

Number of students in primary schools by year of birth and settlement place according to Statistical Regions Level 3 (continued)

[2016/'17 öğretim yılı - The educational year 2016/'17]

					Doğum yılları - Year of birth													
		Toplam - Total			**2011**		**2010**		**2009**		**2008**		**2007**		**2006**		**2005 ve Önceki Doğumlular** Born in 2005 and Before	
İBBS 3. Düzey		**Toplam** Total	**Erkek** Male	**Kadın** Female	**Erkek** Male	**Kadın** Female	**Erkek** Male	**Kadın** Female	**Erkek** Male	**Kadın** Female	**Erkek** Male	**Kadın** Female	**Erkek** Male	**Kadın** Female	**Erkek** Male	**Kadın** Female	**Erkek** Male	**Kadın** Female
TRA21 Ağrı	**Toplam - Total**	**53 114**	**27 201**	**25 913**	**2 186**	**2 251**	**6 619**	**6 418**	**6 496**	**6 132**	**6 428**	**5 975**	**4 221**	**3 817**	**671**	**537**	**580**	**783**
	Şehir - City	28 619	14 620	13 999	1 030	1 094	3 564	3 494	3 510	3 419	3 484	3 276	2 412	2 128	331	272	289	316
	Köy - Village	24 495	12 581	11 914	1 156	1 157	3 055	2 924	2 986	2 713	2 944	2 699	1 809	1 689	340	265	291	467
TRA22 Kars	**Toplam - Total**	**21 841**	**11 122**	**10 719**	**751**	**804**	**2 811**	**2 759**	**2 747**	**2 611**	**2 838**	**2 710**	**1 772**	**1 620**	**135**	**116**	**68**	**99**
	Şehir - City	9 232	4 669	4 563	186	191	1 184	1 176	1 213	1 139	1 191	1 236	811	746	54	44	30	31
	Köy - Village	12 609	6 453	6 156	565	613	1 627	1 583	1 534	1 472	1 647	1 474	961	874	81	72	38	68
TRA23 Iğdır	**Toplam - Total**	**15 414**	**7 935**	**7 479**	**506**	**553**	**1 923**	**1 952**	**1 992**	**1 876**	**1 965**	**1 766**	**1 340**	**1 143**	**122**	**105**	**87**	**84**
	Şehir - City	8 923	4 603	4 320	217	234	1 121	1 145	1 210	1 093	1 164	1 069	801	682	57	63	33	34
	Köy - Village	6 491	3 332	3 159	289	319	802	807	782	783	801	697	539	461	65	42	54	50
TRA24 Ardahan	**Toplam - Total**	**5 515**	**2 796**	**2 719**	**188**	**212**	**710**	**646**	**749**	**717**	**706**	**683**	**423**	**447**	**15**	**8**	**5**	**6**
	Şehir - City	2 526	1 273	1 253	48	68	327	311	352	339	335	308	196	217	12	7	3	3
	Köy - Village	2 989	1 523	1 466	140	144	383	335	397	378	371	375	227	230	3	1	2	3
TRB11 Malatya	**Toplam - Total**	**49 167**	**25 148**	**24 019**	**697**	**870**	**6 185**	**5 867**	**6 431**	**6 176**	**6 744**	**6 483**	**4 660**	**4 244**	**257**	**238**	**174**	**141**
	Şehir - City	49 167	25 148	24 019	697	870	6 185	5 867	6 431	6 176	6 744	6 483	4 660	4 244	257	238	174	141
	Köy - Village	-	-	-	-	-	-	-	-	-	-	-	-	-	-	-	-	-
TRB12 Elazığ	**Toplam - Total**	**34 616**	**17 881**	**16 735**	**837**	**901**	**4 305**	**4 139**	**4 617**	**4 301**	**4 798**	**4 459**	**3 058**	**2 731**	**170**	**114**	**96**	**90**
	Şehir - City	28 224	14 603	13 621	588	648	3 517	3 397	3 758	3 506	3 964	3 637	2 553	2 263	140	98	83	72
	Köy - Village	6 392	3 278	3 114	249	253	788	742	859	795	834	822	505	468	30	16	13	18
TRB13 Bingöl	**Toplam - Total**	**18 565**	**9 394**	**9 171**	**560**	**573**	**2 305**	**2 337**	**2 384**	**2 329**	**2 412**	**2 377**	**1 571**	**1 382**	**106**	**84**	**56**	**89**
	Şehir - City	11 713	5 937	5 776	264	290	1 496	1 510	1 505	1 455	1 567	1 539	1 034	906	48	45	23	31
	Köy - Village	6 852	3 457	3 395	296	283	809	827	879	874	845	838	537	476	58	39	33	58
TRB14 Tunceli	**Toplam - Total**	**2 714**	**1 384**	**1 330**	**38**	**27**	**329**	**332**	**360**	**366**	**366**	**358**	**274**	**242**	**14**	**3**	**3**	**2**
	Şehir - City	2 281	1 170	1 111	24	19	283	275	315	308	305	290	231	214	11	3	1	2
	Köy - Village	433	214	219	14	8	46	57	45	58	61	68	43	28	3	-	2	-
TRB21 Van	**Toplam - Total**	**107 627**	**54 883**	**52 744**	**4 025**	**4 435**	**12 659**	**12 427**	**13 092**	**12 671**	**13 416**	**12 577**	**9 176**	**8 111**	**1 528**	**1 241**	**987**	**1 282**
	Şehir - City	107 627	54 883	52 744	4 025	4 435	12 659	12 427	13 092	12 671	13 416	12 577	9 176	8 111	1 528	1 241	987	1 282
	Köy - Village	-	-	-	-	-	-	-	-	-	-	-	-	-	-	-	-	-
TRB22 Muş	**Toplam - Total**	**39 440**	**20 267**	**19 173**	**1 448**	**1 488**	**4 861**	**4 502**	**4 847**	**4 509**	**4 860**	**4 712**	**3 362**	**3 024**	**497**	**420**	**392**	**518**
	Şehir - City	15 639	8 100	7 539	453	446	2 006	1 849	2 056	1 884	2 033	1 945	1 373	1 219	119	118	60	78
	Köy - Village	23 801	12 167	11 634	995	1 042	2 855	2 653	2 791	2 625	2 827	2 767	1 989	1 805	378	302	332	440
TRB23 Bitlis	**Toplam - Total**	**30 595**	**15 758**	**14 837**	**1 028**	**1 149**	**3 808**	**3 550**	**3 878**	**3 671**	**3 923**	**3 706**	**2 614**	**2 279**	**312**	**248**	**195**	**234**
	Şehir - City	15 593	8 020	7 573	387	488	2 019	1 796	2 085	1 968	2 023	1 980	1 324	1 195	111	90	71	56
	Köy - Village	15 002	7 738	7 264	641	661	1 789	1 754	1 793	1 703	1 900	1 726	1 290	1 084	201	158	124	178
TRB24 Hakkari	**Toplam - Total**	**22 202**	**11 485**	**10 717**	**859**	**953**	**2 517**	**2 378**	**2 667**	**2 494**	**2 812**	**2 554**	**2 007**	**1 746**	**346**	**310**	**277**	**282**
	Şehir - City	12 431	6 444	5 987	468	524	1 451	1 360	1 517	1 465	1 584	1 439	1 116	961	179	134	129	104
	Köy - Village	9 771	5 041	4 730	391	429	1 066	1 018	1 150	1 029	1 228	1 115	891	785	167	176	148	178
TRC11 Gaziantep	**Toplam - Total**	**181 297**	**92 283**	**89 014**	**3 861**	**4 413**	**22 577**	**22 084**	**23 259**	**22 118**	**23 659**	**22 999**	**16 687**	**15 232**	**1 265**	**1 175**	**975**	**993**
	Şehir - City	181 297	92 283	89 014	3 861	4 413	22 577	22 084	23 259	22 118	23 659	22 999	16 687	15 232	1 265	1 175	975	993
	Köy - Village	-	-	-	-	-	-	-	-	-	-	-	-	-	-	-	-	-
TRC12 Adıyaman	**Toplam - Total**	**48 257**	**24 612**	**23 645**	**1 021**	**1 239**	**6 017**	**5 562**	**6 085**	**5 948**	**6 492**	**6 232**	**4 422**	**4 181**	**343**	**310**	**232**	**173**
	Şehir - City	32 043	16 401	15 642	441	532	4 077	3 751	4 169	4 040	4 386	4 215	3 031	2 849	200	169	97	86
	Köy - Village	16 214	8 211	8 003	580	707	1 940	1 811	1 916	1 908	2 106	2 017	1 391	1 332	143	141	135	87
TRC13 Kilis	**Toplam - Total**	**12 263**	**6 373**	**5 890**	**329**	**339**	**1 959**	**1 866**	**1 508**	**1 383**	**1 401**	**1 267**	**994**	**890**	**110**	**78**	**72**	**67**
	Şehir - City	9 043	4 711	4 332	221	234	1 400	1 279	1 125	1 044	1 041	961	772	695	84	61	68	58
	Köy - Village	3 220	1 662	1 558	108	105	559	587	383	339	360	306	222	195	26	17	4	9
TRC21 Şanlıurfa	**Toplam - Total**	**219 483**	**111 841**	**107 642**	**9 838**	**10 195**	**27 807**	**26 777**	**26 626**	**25 395**	**26 392**	**25 418**	**16 572**	**14 897**	**2 698**	**2 392**	**1 908**	**2 568**
	Şehir - City	219 483	111 841	107 642	9 838	10 195	27 807	26 777	26 626	25 395	26 392	25 418	16 572	14 897	2 698	2 392	1 908	2 568
	Köy - Village	-	-	-	-	-	-	-	-	-	-	-	-	-	-	-	-	-
TRC22 Diyarbakır	**Toplam - Total**	**148 450**	**75 981**	**72 469**	**4 723**	**5 067**	**18 314**	**17 797**	**18 495**	**17 555**	**19 373**	**18 667**	**12 989**	**11 570**	**1 346**	**1 021**	**741**	**792**
	Şehir - City	148 450	75 981	72 469	4 723	5 067	18 314	17 797	18 495	17 555	19 373	18 667	12 989	11 570	1 346	1 021	741	792
	Köy - Village	-	-	-	-	-	-	-	-	-	-	-	-	-	-	-	-	-
TRC31 Mardin	**Toplam - Total**	**75 672**	**38 554**	**37 118**	**2 872**	**2 939**	**9 314**	**8 957**	**9 132**	**9 058**	**9 708**	**9 226**	**6 151**	**5 628**	**773**	**607**	**604**	**703**
	Şehir - City	75 672	38 554	37 118	2 872	2 939	9 314	8 957	9 132	9 058	9 708	9 226	6 151	5 628	773	607	604	703
	Köy - Village	-	-	-	-	-	-	-	-	-	-	-	-	-	-	-	-	-
TRC32 Batman	**Toplam - Total**	**54 220**	**27 712**	**26 508**	**1 571**	**1 799**	**6 612**	**6 468**	**6 905**	**6 588**	**7 232**	**6 813**	**4 678**	**4 181**	**413**	**367**	**301**	**292**
	Şehir - City	42 800	21 901	20 899	1 081	1 264	5 265	5 130	5 547	5 230	5 727	5 380	3 760	3 408	311	291	210	196
	Köy - Village	11 420	5 811	5 609	490	535	1 347	1 338	1 358	1 358	1 505	1 433	918	773	102	76	91	96
TRC33 Şırnak	**Toplam - Total**	**52 026**	**26 800**	**25 226**	**2 640**	**2 626**	**6 236**	**5 846**	**6 332**	**6 049**	**6 319**	**5 998**	**4 198**	**3 712**	**562**	**457**	**513**	**538**
	Şehir - City	30 065	15 427	14 638	1 459	1 451	3 607	3 383	3 700	3 550	3 562	3 484	2 464	2 192	344	280	291	298
	Köy - Village	21 961	11 373	10 588	1 181	1 175	2 629	2 463	2 632	2 499	2 757	2 514	1 734	1 520	218	177	222	240
TRC34 Siirt	**Toplam - Total**	**31 346**	**15 912**	**15 434**	**1 108**	**1 159**	**3 625**	**3 567**	**3 842**	**3 669**	**3 941**	**3 802**	**2 705**	**2 542**	**362**	**305**	**329**	**390**
	Şehir - City	19 082	9 678	9 404	581	595	2 218	2 209	2 362	2 279	2 394	2 311	1 684	1 594	234	195	205	221
	Köy - Village	12 264	6 234	6 030	527	564	1 407	1 358	1 480	1 390	1 547	1 491	1 021	948	128	110	124	169

2.7.b İstatistiki Bölge Birimleri Sınıflaması 3. düzey, yerleşim yeri ve doğum yıllarına göre ortaokullarda öğrenci sayısı
[2016/'17 öğretim yılı]

					Doğum yılları							
		Toplam - Total			**2007**		**2006**		**2005**		**2004**	
İBBS 3. Düzey		**Toplam** Total	**Erkek** Male	**Kadın** Female	**Erkek** Male	**Kadın** Female	**Erkek** Male	**Kadın** Female	**Erkek** Male	**Kadın** Female	**Erkek** Male	**Kadın** Female
TR Türkiye	**Toplam**	**5 554 415**	**2 827 822**	**2 726 593**	**180 724**	**191 685**	**609 612**	**582 463**	**625 846**	**591 940**	**616 034**	**581 465**
	Şehir	**5 225 737**	**2 660 972**	**2 564 765**	**168 074**	**178 204**	**574 528**	**548 023**	**589 183**	**556 771**	**579 224**	**545 946**
	Köy	**328 678**	**166 850**	**161 828**	**12 650**	**13 481**	**35 084**	**34 440**	**36 663**	**35 169**	**36 810**	**35 519**
TR100 İstanbul	**Toplam**	**961 824**	**490 447**	**471 377**	**32 031**	**32 839**	**104 096**	**99 016**	**107 347**	**100 374**	**106 119**	**99 167**
	Şehir	961 824	490 447	471 377	32 031	32 839	104 096	99 016	107 347	100 374	106 119	99 167
	Köy	-	-	-	-	-	-	-	-	-	-	-
TR211 Tekirdağ	**Toplam**	**60 433**	**30 963**	**29 470**	**1 637**	**1 623**	**6 704**	**6 461**	**6 882**	**6 407**	**6 802**	**6 366**
	Şehir	60 433	30 963	29 470	1 637	1 623	6 704	6 461	6 882	6 407	6 802	6 366
	Köy	-	-	-	-	-	-	-	-	-	-	-
TR212 Edirne	**Toplam**	**18 348**	**9 347**	**9 001**	**427**	**429**	**1 913**	**1 999**	**2 123**	**1 973**	**2 099**	**1 978**
	Şehir	15 676	8 010	7 666	327	341	1 635	1 658	1 817	1 692	1 798	1 653
	Köy	2 672	1 337	1 335	100	88	278	341	306	281	301	325
TR213 Kırklareli	**Toplam**	**16 610**	**8 532**	**8 078**	**389**	**423**	**1 786**	**1 732**	**1 956**	**1 787**	**1 883**	**1 730**
	Şehir	14 035	7 161	6 874	316	338	1 477	1 479	1 644	1 516	1 576	1 464
	Köy	2 575	1 371	1 204	73	85	309	253	312	271	307	266
TR221 Balıkesir	**Toplam**	**62 490**	**31 823**	**30 667**	**1 901**	**1 883**	**6 938**	**6 643**	**7 093**	**6 818**	**7 145**	**6 739**
	Şehir	62 490	31 823	30 667	1 901	1 883	6 938	6 643	7 093	6 818	7 145	6 739
	Köy	-	-	-	-	-	-	-	-	-	-	-
TR222 Çanakkale	**Toplam**	**24 196**	**12 290**	**11 906**	**582**	**572**	**2 660**	**2 586**	**2 790**	**2 612**	**2 720**	**2 611**
	Şehir	18 070	9 148	8 922	393	376	1 965	1 911	2 032	1 924	2 038	1 924
	Köy	6 126	3 142	2 984	189	196	695	675	758	688	682	687
TR310 İzmir	**Toplam**	**237 190**	**119 762**	**117 428**	**6 587**	**7 086**	**25 899**	**24 756**	**26 341**	**25 081**	**25 859**	**24 216**
	Şehir	237 190	119 762	117 428	6 587	7 086	25 899	24 756	26 341	25 081	25 859	24 216
	Köy	-	-	-	-	-	-	-	-	-	-	-
TR321 Aydın	**Toplam**	**60 508**	**30 861**	**29 647**	**1 836**	**1 924**	**6 905**	**6 548**	**6 923**	**6 558**	**6 892**	**6 495**
	Şehir	60 508	30 861	29 647	1 836	1 924	6 905	6 548	6 923	6 558	6 892	6 495
	Köy	-	-	-	-	-	-	-	-	-	-	-
TR322 Denizli	**Toplam**	**61 604**	**31 556**	**30 048**	**1 594**	**1 649**	**6 761**	**6 587**	**7 210**	**6 747**	**7 157**	**6 651**
	Şehir	61 604	31 556	30 048	1 594	1 649	6 761	6 587	7 210	6 747	7 157	6 651
	Köy	-	-	-	-	-	-	-	-	-	-	-
TR323 Muğla	**Toplam**	**50 664**	**25 907**	**24 757**	**1 484**	**1 577**	**5 691**	**5 445**	**5 747**	**5 460**	**5 684**	**5 171**
	Şehir	50 664	25 907	24 757	1 484	1 577	5 691	5 445	5 747	5 460	5 684	5 171
	Köy	-	-	-	-	-	-	-	-	-	-	-
TR331 Manisa	**Toplam**	**85 467**	**43 871**	**41 596**	**2 753**	**2 876**	**9 670**	**9 360**	**10 001**	**9 086**	**9 750**	**9 144**
	Şehir	85 467	43 871	41 596	2 753	2 876	9 670	9 360	10 001	9 086	9 750	9 144
	Köy	-	-	-	-	-	-	-	-	-	-	-
TR332 Afyonkarahisar	**Toplam**	**47 644**	**24 201**	**23 443**	**1 623**	**1 719**	**5 249**	**5 196**	**5 537**	**5 174**	**5 422**	**5 232**
	Şehir	31 531	16 107	15 424	918	965	3 475	3 408	3 652	3 377	3 651	3 435
	Köy	16 113	8 094	8 019	705	754	1 774	1 788	1 885	1 797	1 771	1 797
TR333 Kütahya	**Toplam**	**31 879**	**16 321**	**15 558**	**990**	**983**	**3 505**	**3 288**	**3 643**	**3 381**	**3 707**	**3 510**
	Şehir	26 297	13 485	12 812	778	746	2 878	2 674	2 983	2 768	3 054	2 926
	Köy	5 582	2 836	2 746	212	237	627	614	660	613	653	584
TR334 Uşak	**Toplam**	**20 866**	**10 702**	**10 164**	**565**	**568**	**2 231**	**2 199**	**2 452**	**2 278**	**2 467**	**2 180**
	Şehir	17 263	8 903	8 360	434	442	1 880	1 824	2 015	1 847	2 041	1 772
	Köy	3 603	1 799	1 804	131	126	351	375	437	431	426	408
TR411 Bursa	**Toplam**	**184 286**	**94 033**	**90 253**	**5 223**	**5 474**	**20 907**	**19 435**	**21 454**	**19 945**	**21 011**	**19 813**
	Şehir	184 286	94 033	90 253	5 223	5 474	20 907	19 435	21 454	19 945	21 011	19 813
	Köy	-	-	-	-	-	-	-	-	-	-	-
TR412 Eskişehir	**Toplam**	**44 624**	**22 463**	**22 161**	**1 025**	**1 210**	**5 026**	**4 857**	**5 134**	**4 949**	**5 059**	**4 732**
	Şehir	44 624	22 463	22 161	1 025	1 210	5 026	4 857	5 134	4 949	5 059	4 732
	Köy	-	-	-	-	-	-	-	-	-	-	-
TR413 Bilecik	**Toplam**	**12 038**	**6 200**	**5 838**	**335**	**360**	**1 279**	**1 287**	**1 414**	**1 254**	**1 389**	**1 285**
	Şehir	11 111	5 757	5 354	297	320	1 172	1 182	1 318	1 143	1 294	1 173
	Köy	927	443	484	38	40	107	105	96	111	95	112
TR421 Kocaeli	**Toplam**	**122 591**	**62 510**	**60 081**	**4 122**	**4 242**	**13 879**	**12 872**	**14 082**	**13 164**	**13 550**	**12 788**
	Şehir	122 591	62 510	60 081	4 122	4 242	13 879	12 872	14 082	13 164	13 550	12 788
	Köy	-	-	-	-	-	-	-	-	-	-	-
TR422 Sakarya	**Toplam**	**63 196**	**31 990**	**31 206**	**2 167**	**2 299**	**7 016**	**6 618**	**7 021**	**6 586**	**7 094**	**6 859**
	Şehir	63 196	31 990	31 206	2 167	2 299	7 016	6 618	7 021	6 586	7 094	6 859
	Köy	-	-	-	-	-	-	-	-	-	-	-
TR423 Düzce	**Toplam**	**22 936**	**11 449**	**11 487**	**828**	**887**	**2 630**	**2 500**	**2 544**	**2 552**	**2 477**	**2 431**
	Şehir	18 510	9 167	9 343	635	697	2 122	2 008	2 026	2 088	1 971	1 962
	Köy	4 426	2 282	2 144	193	190	508	492	518	464	506	469

Not. Açıköğretim öğrenci sayıları 2016-2017 eğitim öğretim yılı 1., 2. ve 3. dönem yeni kayıt yaptıran ve kayıt yenileyen aktif öğrencileri kapsar.

2.7.b Number of students in lower secondary schools by year of birth and settlement place according to Statistical Regions Level 3
[The educational year 2016/'17]

Year of birth													
2003		2002		2001		2000		**Açık Öğretim Ortaokulu (13 yaş)** Open Lower Secondary School (Age 13)		**Açık Öğretim Ortaokulu (14 yaş ve üzeri)** Open Lower Secondary School (At least 14)			
Erkek Male	**Kadın** Female	**Erkek** Male	**Kadın** Female	**Erkek** Male	**Kadın** Female	**Erkek** Male	**Kadın** Female	**Erkek** Male	**Kadın** Female	**Erkek** Male	**Kadın** Female		SR- Level 3
597 594	**560 087**	**98 321**	**75 785**	**15 973**	**13 848**	**6 594**	**7 575**	**928**	**970**	**76 196**	**120 775**	**Total**	Turkey TR
561 807	**525 695**	**91 060**	**69 951**	**14 276**	**12 088**	**5 696**	**6 342**	**928**	**970**	**76 196**	**120 775**	**City**	
35 787	**34 392**	**7 261**	**5 834**	**1 697**	**1 760**	**898**	**1 233**	-	-	-	-	**Village**	
102 902	**96 370**	**12 998**	**9 789**	**2 249**	**1 958**	**1 005**	**1 200**	**211**	**159**	**21 489**	**30 505**	**Total**	İstanbul TR100
102 902	96 370	12 998	9 789	2 249	1 958	1 005	1 200	211	159	21 489	30 505	City	
-	-	-	-	-	-	-	-	-	-	-	-	Village	
6 609	**5 948**	**1 071**	**812**	**119**	**79**	**42**	**44**	**8**	**8**	**1 089**	**1 722**	**Total**	Tekirdağ TR211
6 609	5 948	1 071	812	119	79	42	44	8	8	1 089	1 722	City	
-	-	-	-	-	-	-	-	-	-	-	-	Village	
2 032	**1 907**	**455**	**369**	**56**	**38**	**23**	**28**	**1**	**2**	**218**	**278**	**Total**	Edirne TR212
1 731	1 636	409	346	51	33	23	27	1	2	218	278	City	
301	271	46	23	5	5		1	-	-	-	-	Village	
1 837	**1 772**	**329**	**274**	**27**	**25**	**3**	**10**	-	**3**	**322**	**322**	**Total**	Kırklareli TR213
1 511	1 482	285	243	27	18	3	9	-	3	322	322	City	
326	290	44	31		7	-	1	-	-	-	-	Village	
6 993	**6 457**	**904**	**696**	**91**	**72**	**36**	**42**	**8**	**9**	**714**	**1 308**	**Total**	Balıkesir TR221
6 993	6 457	904	696	91	72	36	42	8	9	714	1 308	City	
-	-	-	-	-	-	-	-	-	-	-	-	Village	
2 696	**2 540**	**473**	**355**	**57**	**40**	**18**	**12**	-	**1**	**294**	**577**	**Total**	Çanakkale TR222
2 007	1 894	367	276	39	28	13	11	-	1	294	577	City	
689	646	106	79	18	12	5	1	-	-	-	-	Village	
24 891	**23 401**	**3 251**	**2 403**	**424**	**328**	**185**	**148**	**34**	**22**	**6 291**	**9 987**	**Total**	İzmir TR310
24 891	23 401	3 251	2 403	424	328	185	148	34	22	6 291	9 987	City	
-	-	-	-	-	-	-	-	-	-	-	-	Village	
6 593	**6 161**	**898**	**701**	**115**	**73**	**32**	**22**	**15**	**14**	**652**	**1 151**	**Total**	Aydın TR321
6 593	6 161	898	701	115	73	32	22	15	14	652	1 151	City	
-	-	-	-	-	-	-	-	-	-	-	-	Village	
6 771	**6 264**	**1 446**	**1 122**	**90**	**79**	**25**	**11**	**9**	**9**	**493**	**929**	**Total**	Denizli TR322
6 771	6 264	1 446	1 122	90	79	25	11	9	9	493	929	City	
-	-	-	-	-	-	-	-	-	-	-	-	Village	
5 434	**5 146**	**956**	**672**	**82**	**60**	**27**	**22**	**2**	**1**	**800**	**1 203**	**Total**	Muğla TR323
5 434	5 146	956	672	82	60	27	22	2	1	800	1 203	City	
-	-	-	-	-	-	-	-	-	-	-	-	Village	
9 390	**8 665**	**1 230**	**1 018**	**159**	**120**	**70**	**79**	**17**	**13**	**831**	**1 235**	**Total**	Manisa TR331
9 390	8 665	1 230	1 018	159	120	70	79	17	13	831	1 235	City	
-	-	-	-	-	-	-	-	-	-	-	-	Village	
5 103	**4 888**	**702**	**497**	**81**	**55**	**31**	**20**	**13**	**8**	**440**	**654**	**Total**	Afyonkarahisar TR332
3 384	3 180	495	352	56	31	23	14	13	8	440	654	City	
1 719	1 708	207	145	25	24	8	6	-	-	-	-	Village	
3 677	**3 363**	**509**	**381**	**32**	**32**	**17**	**15**	**2**	**2**	**239**	**603**	**Total**	Kütahya TR333
3 050	2 696	458	355	27	29	16	13	2	2	239	603	City	
627	667	51	26	5	3	1	2	-	-	-	-	Village	
2 282	**2 191**	**420**	**321**	**33**	**29**	**11**	**7**	-	**6**	**241**	**385**	**Total**	Uşak TR334
1 883	1 761	369	291	30	26	10	6	-	6	241	385	City	
399	430	51	30	3	3	1	1	-	-	-	-	Village	
20 231	**18 735**	**2 912**	**2 350**	**349**	**322**	**137**	**160**	**29**	**18**	**1 780**	**4 001**	**Total**	Bursa TR411
20 231	18 735	2 912	2 350	349	322	137	160	29	18	1 780	4 001	City	
-	-	-	-	-	-	-	-	-	-	-	-	Village	
4 969	**4 679**	**692**	**550**	**73**	**53**	**15**	**20**	**11**	**10**	**459**	**1 101**	**Total**	Eskişehir TR412
4 969	4 679	692	550	73	53	15	20	11	10	459	1 101	City	
-	-	-	-	-	-	-	-	-	-	-	-	Village	
1 363	**1 240**	**185**	**137**	**23**	**15**	**11**	**10**	-	-	**201**	**250**	**Total**	Bilecik TR413
1 262	1 134	181	129	21	15	11	8	-	-	201	250	City	
101	106	4	8	2			2	-	-	-	-	Village	
13 399	**12 292**	**1 433**	**1 038**	**182**	**135**	**66**	**50**	**10**	**10**	**1 787**	**3 490**	**Total**	Kocaeli TR421
13 399	12 292	1 433	1 038	182	135	66	50	10	10	1 787	3 490	City	
-	-	-	-	-	-	-	-	-	-	-	-	Village	
7 181	**6 676**	**781**	**564**	**129**	**71**	**40**	**30**	**5**	**4**	**556**	**1 499**	**Total**	Sakarya TR422
7 181	6 676	781	564	129	71	40	30	5	4	556	1 499	City	
-	-	-	-	-	-	-	-	-	-	-	-	Village	
2 485	**2 395**	**261**	**192**	**32**	**25**	**13**	**9**	**1**	**1**	**178**	**495**	**Total**	Düzce TR423
1 984	1 903	213	158	26	22	11	9	1	1	178	495	City	
501	492	48	34	6	3	2	-	-	-	-	-	Village	

Note. The number of open education students include the active students who are new entrants or who have renewed registration as of 1., 2. and 3. semester in the educational year 2016-2017.

2.7.b İstatistiki Bölge Birimleri Sınıflaması 3. düzey, yerleşim yeri ve doğum yıllarına göre ortaokullarda öğrenci sayısı (devam)
[2016/'17 öğretim yılı]

					Doğum yılları							
		Toplam - Total			**2007**		**2006**		**2005**		**2004**	
İBBS 3. Düzey		**Toplam** Total	**Erkek** Male	**Kadın** Female	**Erkek** Male	**Kadın** Female	**Erkek** Male	**Kadın** Female	**Erkek** Male	**Kadın** Female	**Erkek** Male	**Kadın** Female
TR424 Bolu	**Toplam**	**15 631**	**7 903**	**7 728**	**389**	**402**	**1 756**	**1 679**	**1 829**	**1 744**	**1 827**	**1 711**
	Şehir	13 870	7 007	6 863	332	344	1 566	1 468	1 611	1 569	1 615	1 511
	Köy	1 761	896	865	57	58	190	211	218	175	212	200
TR425 Yalova	**Toplam**	**13 771**	**6 988**	**6 783**	**399**	**528**	**1 585**	**1 418**	**1 535**	**1 460**	**1 521**	**1 399**
	Şehir	10 796	5 539	5 257	305	400	1 239	1 066	1 209	1 103	1 205	1 051
	Köy	2 975	1 449	1 526	94	128	346	352	326	357	316	348
TR510 Ankara	**Toplam**	**327 854**	**165 680**	**162 174**	**9 192**	**9 677**	**37 069**	**35 247**	**37 611**	**35 544**	**36 137**	**34 548**
	Şehir	327 854	165 680	162 174	9 192	9 677	37 069	35 247	37 611	35 544	36 137	34 548
	Köy	-	-	-	-	-	-	-	-	-	-	-
TR521 Konya	**Toplam**	**159 031**	**80 851**	**78 180**	**5 134**	**5 950**	**17 655**	**16 822**	**18 240**	**17 567**	**18 092**	**17 049**
	Şehir	159 031	80 851	78 180	5 134	5 950	17 655	16 822	18 240	17 567	18 092	17 049
	Köy	-	-	-	-	-	-	-	-	-	-	-
TR522 Karaman	**Toplam**	**16 801**	**8 558**	**8 243**	**518**	**558**	**1 851**	**1 717**	**1 966**	**1 941**	**1 889**	**1 747**
	Şehir	13 908	7 119	6 789	397	425	1 528	1 422	1 620	1 568	1 593	1 429
	Köy	2 893	1 439	1 454	121	133	323	295	346	373	296	318
TR611 Antalya	**Toplam**	**150 324**	**76 409**	**73 915**	**4 162**	**4 426**	**16 782**	**16 146**	**16 740**	**16 017**	**16 797**	**15 555**
	Şehir	150 324	76 409	73 915	4 162	4 426	16 782	16 146	16 740	16 017	16 797	15 555
	Köy	-	-	-	-	-	-	-	-	-	-	-
TR612 Isparta	**Toplam**	**24 757**	**12 720**	**12 037**	**647**	**678**	**2 804**	**2 586**	**2 901**	**2 672**	**2 793**	**2 614**
	Şehir	20 374	10 434	9 940	485	519	2 279	2 076	2 402	2 200	2 255	2 167
	Köy	4 383	2 286	2 097	162	159	525	510	499	472	538	447
TR613 Burdur	**Toplam**	**14 260**	**7 272**	**6 988**	**233**	**231**	**1 455**	**1 469**	**1 704**	**1 595**	**1 665**	**1 541**
	Şehir	11 361	5 836	5 525	165	157	1 185	1 143	1 367	1 236	1 330	1 232
	Köy	2 899	1 436	1 463	68	74	270	326	337	359	335	309
TR621 Adana	**Toplam**	**163 917**	**83 657**	**80 260**	**5 377**	**5 800**	**18 389**	**17 656**	**18 736**	**17 877**	**17 687**	**16 570**
	Şehir	163 917	83 657	80 260	5 377	5 800	18 389	17 656	18 736	17 877	17 687	16 570
	Köy	-	-	-	-	-	-	-	-	-	-	-
TR622 Mersin	**Toplam**	**126 535**	**64 388**	**62 147**	**4 127**	**4 309**	**13 856**	**13 421**	**14 610**	**13 742**	**14 115**	**13 293**
	Şehir	126 535	64 388	62 147	4 127	4 309	13 856	13 421	14 610	13 742	14 115	13 293
	Köy	-	-	-	-	-	-	-	-	-	-	-
TR631 Hatay	**Toplam**	**127 025**	**64 391**	**62 634**	**4 415**	**4 892**	**14 508**	**13 821**	**14 732**	**14 067**	**14 068**	**13 555**
	Şehir	127 025	64 391	62 634	4 415	4 892	14 508	13 821	14 732	14 067	14 068	13 555
	Köy	-	-	-	-	-	-	-	-	-	-	-
TR632 Kahramanmaraş	**Toplam**	**97 489**	**49 852**	**47 637**	**3 171**	**3 313**	**10 921**	**10 473**	**11 049**	**10 332**	**10 714**	**10 274**
	Şehir	97 489	49 852	47 637	3 171	3 313	10 921	10 473	11 049	10 332	10 714	10 274
	Köy	-	-	-	-	-	-	-	-	-	-	-
TR633 Osmaniye	**Toplam**	**43 135**	**22 132**	**21 003**	**1 002**	**1 107**	**4 630**	**4 585**	**4 849**	**4 640**	**4 784**	**4 401**
	Şehir	36 825	18 927	17 898	848	917	3 953	3 893	4 134	3 953	4 099	3 726
	Köy	6 310	3 205	3 105	154	190	677	692	715	687	685	675
TR711 Kırıkkale	**Toplam**	**16 502**	**8 316**	**8 186**	**509**	**492**	**1 829**	**1 769**	**1 802**	**1 788**	**1 847**	**1 824**
	Şehir	15 497	7 762	7 735	462	461	1 722	1 680	1 681	1 689	1 715	1 713
	Köy	1 005	554	451	47	31	107	89	121	99	132	111
TR712 Aksaray	**Toplam**	**28 886**	**14 781**	**14 105**	**928**	**974**	**3 432**	**3 233**	**3 277**	**3 193**	**3 267**	**2 947**
	Şehir	20 150	10 386	9 764	594	608	2 409	2 199	2 277	2 217	2 306	2 048
	Köy	8 736	4 395	4 341	334	366	1 023	1 034	1 000	976	961	899
TR713 Niğde	**Toplam**	**26 189**	**13 413**	**12 776**	**801**	**873**	**2 978**	**2 819**	**3 005**	**2 784**	**2 974**	**2 805**
	Şehir	15 776	8 084	7 692	452	507	1 768	1 645	1 833	1 676	1 780	1 634
	Köy	10 413	5 329	5 084	349	366	1 210	1 174	1 172	1 108	1 194	1 171
TR714 Nevşehir	**Toplam**	**19 252**	**9 763**	**9 489**	**588**	**583**	**2 155**	**2 143**	**2 174**	**2 120**	**2 219**	**2 102**
	Şehir	13 282	6 656	6 626	337	326	1 460	1 498	1 471	1 482	1 504	1 461
	Köy	5 970	3 107	2 863	251	257	695	645	703	638	715	641
TR715 Kırşehir	**Toplam**	**13 375**	**6 823**	**6 552**	**294**	**295**	**1 512**	**1 462**	**1 583**	**1 471**	**1 548**	**1 496**
	Şehir	12 029	6 152	5 877	265	256	1 354	1 313	1 422	1 300	1 395	1 354
	Köy	1 346	671	675	29	39	158	149	161	171	153	142
TR721 Kayseri	**Toplam**	**101 915**	**51 566**	**50 349**	**2 949**	**3 186**	**11 807**	**11 212**	**11 843**	**11 222**	**11 245**	**10 911**
	Şehir	101 915	51 566	50 349	2 949	3 186	11 807	11 212	11 843	11 222	11 245	10 911
	Köy	-	-	-	-	-	-	-	-	-	-	-
TR722 Sivas	**Toplam**	**41 469**	**21 008**	**20 461**	**1 408**	**1 599**	**4 623**	**4 336**	**4 727**	**4 464**	**4 525**	**4 436**
	Şehir	34 333	17 427	16 906	1 139	1 272	3 861	3 597	3 871	3 681	3 745	3 615
	Köy	7 136	3 581	3 555	269	327	762	739	856	783	780	821
TR723 Yozgat	**Toplam**	**26 934**	**13 661**	**13 273**	**855**	**893**	**3 109**	**2 894**	**2 965**	**2 995**	**3 111**	**2 944**
	Şehir	20 350	10 387	9 963	606	626	2 381	2 175	2 311	2 267	2 350	2 179
	Köy	6 584	3 274	3 310	249	267	728	719	654	728	761	765

Not. Açıköğretim öğrenci sayıları 2016-2017 eğitim öğretim yılı 1., 2. ve 3. dönem yeni kayıt yaptıran ve kayıt yenileyen aktif öğrencileri kapsar.

2.7.b Number of students in lower secondary schools by year of birth and settlement place according to Statistical Regions Level 3 (continued)
[The educational year 2016/'17]

Year of birth													
2003		**2002**		**2001**		**2000**		**Açık Öğretim Ortaokulu (13 yaş)** Open Lower Secondary School (Age 13)		**Açık Öğretim Ortaokulu (14 yaş ve üzeri)** Open Lower Secondary School (At least 14)			
Erkek Male	**Kadın** Female	**Erkek** Male	**Kadın** Female	**Erkek** Male	**Kadın** Female	**Erkek** Male	**Kadın** Female	**Erkek** Male	**Kadın** Female	**Erkek** Male	**Kadın** Female		SR- Level 3
1 706	**1 689**	**183**	**163**	**19**	**6**	**4**	**8**	**3**	**2**	**187**	**324**	**Total**	Bolu TR424
1 505	1 483	166	150	18	4	4	8	3	2	187	324	City	
201	206	17	13	1	2	-	-	-	-	-	-	Village	
1 525	**1 429**	**211**	**171**	**29**	**20**	**14**	**7**	**2**	**2**	**167**	**349**	**Total**	Yalova TR425
1 196	1 115	179	146	25	18	12	7	2	2	167	349	City	
329	314	32	25	4	2	2	-	-	-	-	-	Village	
36 049	**33 971**	**4 643**	**3 473**	**493**	**390**	**205**	**191**	**24**	**22**	**4 257**	**9 111**	**Total**	Ankara TR510
36 049	33 971	4 643	3 473	493	390	205	191	24	22	4 257	9 111	City	
-	-	-	-	-	-	-	-	-	-	-	-	Village	
17 217	**15 957**	**2 512**	**1 791**	**219**	**169**	**112**	**91**	**60**	**36**	**1 610**	**2 748**	**Total**	Konya TR521
17 217	15 957	2 512	1 791	219	169	112	91	60	36	1 610	2 748	City	
-	-	-	-	-	-	-	-	-	-	-	-	Village	
1 849	**1 749**	**299**	**256**	**25**	**15**	**2**	**5**	**3**	**1**	**156**	**254**	**Total**	Karaman TR522
1 527	1 435	272	237	21	13	2	5	3	1	156	254	City	
322	314	27	19	4	2	-	-	-	-	-	-	Village	
16 146	**14 972**	**3 103**	**2 324**	**248**	**207**	**74**	**59**	**31**	**22**	**2 326**	**4 187**	**Total**	Antalya TR611
16 146	14 972	3 103	2 324	248	207	74	59	31	22	2 326	4 187	City	
-	-	-	-	-	-	-	-	-	-	-	-	Village	
2 762	**2 603**	**557**	**389**	**38**	**24**	**13**	**11**	**5**	**4**	**200**	**456**	**Total**	Isparta TR612
2 270	2 130	496	356	32	22	10	10	5	4	200	456	City	
492	473	61	33	6	2	3	1	-	-	-	-	Village	
1 557	**1 539**	**464**	**350**	**30**	**19**	**10**	**8**	**1**	**1**	**153**	**235**	**Total**	Burdur TR613
1 217	1 197	388	301	20	15	10	8	1	1	153	235	City	
340	342	76	49	10	4	-	-	-	-	-	-	Village	
17 498	**16 316**	**3 504**	**2 635**	**556**	**470**	**186**	**198**	**12**	**24**	**1 712**	**2 714**	**Total**	Adana TR621
17 498	16 316	3 504	2 635	556	470	186	198	12	24	1 712	2 714	City	
-	-	-	-	-	-	-	-	-	-	-	-	Village	
13 561	**13 076**	**2 464**	**1 894**	**385**	**287**	**156**	**156**	**23**	**33**	**1 091**	**1 936**	**Total**	Mersin TR622
13 561	13 076	2 464	1 894	385	287	156	156	23	33	1 091	1 936	City	
-	-	-	-	-	-	-	-	-	-	-	-	Village	
13 841	**13 268**	**1 636**	**1 122**	**224**	**176**	**69**	**83**	**8**	**16**	**890**	**1 634**	**Total**	Hatay TR631
13 841	13 268	1 636	1 122	224	176	69	83	8	16	890	1 634	City	
-	-	-	-	-	-	-	-	-	-	-	-	Village	
10 455	**10 009**	**2 412**	**1 643**	**310**	**178**	**86**	**61**	**5**	**14**	**729**	**1 340**	**Total**	Kahramanmaraş TR632
10 455	10 009	2 412	1 643	310	178	86	61	5	14	729	1 340	City	
-	-	-	-	-	-	-	-	-	-	-	-	Village	
4 496	**4 262**	**1 659**	**1 299**	**202**	**153**	**55**	**47**	**6**	**-**	**449**	**509**	**Total**	Osmaniye TR633
3 784	3 605	1 429	1 119	176	132	49	44	6	-	449	509	City	
712	657	230	180	26	21	6	3	-	-	-	-	Village	
1 895	**1 759**	**275**	**209**	**25**	**27**	**12**	**14**	**1**	**2**	**121**	**302**	**Total**	Kırıkkale TR711
1 765	1 652	259	195	25	27	11	14	1	2	121	302	City	
130	107	16	14	-	-	1	-	-	-	-	-	Village	
3 074	**2 924**	**451**	**298**	**54**	**25**	**17**	**21**	**-**	**2**	**281**	**488**	**Total**	Aksaray TR712
2 147	1 966	319	206	41	14	12	16	-	2	281	488	City	
927	958	132	92	13	11	5	5	-	-	-	-	Village	
2 893	**2 833**	**460**	**329**	**57**	**35**	**12**	**9**	**17**	**1**	**216**	**288**	**Total**	Niğde TR713
1 732	1 724	256	197	23	16	7	4	17	1	216	288	City	
1 161	1 109	204	132	34	19	5	5	-	-	-	-	Village	
2 146	**2 024**	**298**	**219**	**26**	**12**	**8**	**4**	**4**	**4**	**145**	**278**	**Total**	Nevşehir TR714
1 494	1 401	218	162	16	10	7	4	4	4	145	278	City	
652	623	80	57	10	2	1	-	-	-	-	-	Village	
1 451	**1 429**	**275**	**188**	**29**	**20**	**4**	**6**	**1**	**1**	**126**	**184**	**Total**	Kırşehir TR715
1 305	1 272	254	177	26	14	4	6	1	1	126	184	City	
146	157	21	11	3	6	-	-	-	-	-	-	Village	
10 842	**10 168**	**1 703**	**1 207**	**168**	**121**	**45**	**51**	**15**	**11**	**949**	**2 260**	**Total**	Kayseri TR721
10 842	10 168	1 703	1 207	168	121	45	51	15	11	949	2 260	City	
-	-	-	-	-	-	-	-	-	-	-	-	Village	
4 706	**4 370**	**639**	**493**	**46**	**44**	**7**	**14**	**4**	**6**	**323**	**699**	**Total**	Sivas TR722
3 913	3 570	532	418	33	37	6	11	4	6	323	699	City	
793	800	107	75	13	7	1	3	-	-	-	-	Village	
3 007	**2 847**	**401**	**292**	**36**	**37**	**22**	**17**	**-**	**-**	**155**	**354**	**Total**	Yozgat TR723
2 231	2 091	311	233	27	29	15	9	-	-	155	354	City	
776	756	90	59	9	8	7	8	-	-	-	-	Village	

Note. The number of open education students include the active students who are new entrants or who have renewed registration as of 1., 2. and 3. semester in the educational year 2016-2017.

2.7.b İstatistiki Bölge Birimleri Sınıflaması 3. düzey, yerleşim yeri ve doğum yıllarına göre ortaokullarda öğrenci sayısı (devam)
[2016/'17 öğretim yılı]

					Doğum yılları							
		Toplam - Total			**2007**		**2006**		**2005**		**2004**	
İBBS 3. Düzey		**Toplam** Total	**Erkek** Male	**Kadın** Female	**Erkek** Male	**Kadın** Female	**Erkek** Male	**Kadın** Female	**Erkek** Male	**Kadın** Female	**Erkek** Male	**Kadın** Female
TR811 Zonguldak	**Toplam**	**34 341**	**17 391**	**16 950**	**1 129**	**1 249**	**3 812**	**3 570**	**3 873**	**3 745**	**3 934**	**3 670**
	Şehir	23 932	12 154	11 778	695	769	2 632	2 444	2 746	2 621	2 724	2 523
	Köy	10 409	5 237	5 172	434	480	1 180	1 126	1 127	1 124	1 210	1 147
TR812 Karabük	**Toplam**	**12 613**	**6 456**	**6 157**	**392**	**385**	**1 376**	**1 286**	**1 448**	**1 382**	**1 417**	**1 326**
	Şehir	11 779	6 009	5 770	360	362	1 287	1 197	1 339	1 292	1 327	1 252
	Köy	834	447	387	32	23	89	89	109	90	90	74
TR813 Bartın	**Toplam**	**10 310**	**5 332**	**4 978**	**351**	**366**	**1 147**	**1 041**	**1 146**	**1 039**	**1 265**	**1 090**
	Şehir	6 111	3 191	2 920	155	155	710	622	683	592	769	624
	Köy	4 199	2 141	2 058	196	211	437	419	463	447	496	466
TR821 Kastamonu	**Toplam**	**20 058**	**9 957**	**10 101**	**620**	**660**	**2 132**	**2 083**	**2 306**	**2 138**	**2 230**	**2 156**
	Şehir	16 653	8 244	8 409	496	548	1 779	1 704	1 896	1 763	1 832	1 761
	Köy	3 405	1 713	1 692	124	112	353	379	410	375	398	395
TR822 Çankırı	**Toplam**	**9 562**	**4 785**	**4 777**	**231**	**286**	**1 076**	**1 025**	**1 073**	**1 032**	**1 038**	**1 047**
	Şehir	9 132	4 595	4 537	218	267	1 026	976	1 035	985	994	987
	Köy	430	190	240	13	19	50	49	38	47	44	60
TR823 Sinop	**Toplam**	**11 044**	**5 576**	**5 468**	**313**	**382**	**1 163**	**1 140**	**1 197**	**1 189**	**1 359**	**1 154**
	Şehir	9 614	4 890	4 724	268	318	1 028	987	1 040	1 022	1 187	972
	Köy	1 430	686	744	45	64	135	153	157	167	172	182
TR831 Samsun	**Toplam**	**82 698**	**41 972**	**40 726**	**2 683**	**2 909**	**9 053**	**8 515**	**9 226**	**8 794**	**9 466**	**9 062**
	Şehir	82 698	41 972	40 726	2 683	2 909	9 053	8 515	9 226	8 794	9 466	9 062
	Köy	-	-	-	-	-	-	-	-	-	-	-
TR832 Tokat	**Toplam**	**37 590**	**18 945**	**18 645**	**1 052**	**1 170**	**3 951**	**3 798**	**4 278**	**4 096**	**4 160**	**4 110**
	Şehir	29 632	15 012	14 620	783	849	3 174	2 978	3 385	3 185	3 281	3 201
	Köy	7 958	3 933	4 025	269	321	777	820	893	911	879	909
TR833 Çorum	**Toplam**	**32 537**	**16 416**	**16 121**	**734**	**826**	**3 609**	**3 414**	**3 642**	**3 391**	**3 650**	**3 447**
	Şehir	28 586	14 448	14 138	623	687	3 170	2 981	3 232	2 933	3 193	3 010
	Köy	3 951	1 968	1 983	111	139	439	433	410	458	457	437
TR834 Amasya	**Toplam**	**19 055**	**9 663**	**9 392**	**542**	**590**	**2 026**	**2 011**	**2 215**	**2 015**	**2 242**	**2 012**
	Şehir	16 087	8 145	7 942	423	483	1 695	1 689	1 888	1 692	1 911	1 714
	Köy	2 968	1 518	1 450	119	107	331	322	327	323	331	298
TR901 Trabzon	**Toplam**	**46 076**	**23 348**	**22 728**	**1 473**	**1 554**	**5 122**	**4 800**	**5 243**	**4 935**	**5 309**	**5 141**
	Şehir	46 076	23 348	22 728	1 473	1 554	5 122	4 800	5 243	4 935	5 309	5 141
	Köy	-	-	-	-	-	-	-	-	-	-	-
TR902 Ordu	**Toplam**	**43 473**	**22 072**	**21 401**	**1 458**	**1 583**	**4 899**	**4 640**	**4 850**	**4 459**	**4 945**	**4 759**
	Şehir	43 473	22 072	21 401	1 458	1 583	4 899	4 640	4 850	4 459	4 945	4 759
	Köy	-	-	-	-	-	-	-	-	-	-	-
TR903 Giresun	**Toplam**	**22 860**	**11 580**	**11 280**	**759**	**734**	**2 450**	**2 382**	**2 518**	**2 426**	**2 672**	**2 514**
	Şehir	18 552	9 380	9 172	585	558	1 992	1 934	2 012	1 956	2 180	2 056
	Köy	4 308	2 200	2 108	174	176	458	448	506	470	492	458
TR904 Rize	**Toplam**	**19 827**	**10 063**	**9 764**	**649**	**699**	**2 195**	**2 070**	**2 156**	**2 089**	**2 329**	**2 050**
	Şehir	16 763	8 414	8 349	548	579	1 854	1 770	1 835	1 785	1 925	1 741
	Köy	3 064	1 649	1 415	101	120	341	300	321	304	404	309
TR905 Artvin	**Toplam**	**8 743**	**4 395**	**4 348**	**313**	**305**	**947**	**904**	**987**	**946**	**964**	**937**
	Şehir	7 042	3 540	3 502	249	234	782	734	789	759	775	744
	Köy	1 701	855	846	64	71	165	170	198	187	189	193
TR906 Gümüşhane	**Toplam**	**6 626**	**3 411**	**3 215**	**244**	**263**	**738**	**682**	**767**	**681**	**740**	**698**
	Şehir	5 079	2 647	2 432	179	186	583	508	597	519	578	525
	Köy	1 547	764	783	65	77	155	174	170	162	162	173
TRA11 Erzurum	**Toplam**	**62 674**	**31 369**	**31 305**	**2 237**	**2 432**	**6 308**	**6 143**	**6 695**	**6 538**	**6 975**	**6 914**
	Şehir	62 674	31 369	31 305	2 237	2 432	6 308	6 143	6 695	6 538	6 975	6 914
	Köy	-	-	-	-	-	-	-	-	-	-	-
TRA12 Erzincan	**Toplam**	**13 102**	**6 586**	**6 516**	**391**	**445**	**1 397**	**1 426**	**1 469**	**1 382**	**1 496**	**1 329**
	Şehir	9 347	4 670	4 677	254	298	976	990	1 028	1 004	1 072	923
	Köy	3 755	1 916	1 839	137	147	421	436	441	378	424	406
TRA13 Bayburt	**Toplam**	**4 840**	**2 460**	**2 380**	**193**	**210**	**545**	**511**	**525**	**535**	**560**	**536**
	Şehir	3 448	1 742	1 706	124	133	405	354	368	373	379	379
	Köy	1 392	718	674	69	77	140	157	157	162	181	157

Not. Açıköğretim öğrenci sayıları 2016-2017 eğitim öğretim yılı 1., 2. ve 3. dönem yeni kayıt yaptıran ve kayıt yenileyen aktif öğrencileri kapsar.

2.7.b Number of students in lower secondary schools by year of birth and settlement place according to Statistical Regions Level 3 (continued)
[The educational year 2016/'17]

Year of birth													
2003		2002		2001		2000		**Açık Öğretim Ortaokulu (13 yaş)** Open Lower Secondary School (Age 13)		**Açık Öğretim Ortaokulu (14 yaş ve üzeri)** Open Lower Secondary School (At least 14)			
Erkek Male	**Kadın** Female	**Erkek** Male	**Kadın** Female	**Erkek** Male	**Kadın** Female	**Erkek** Male	**Kadın** Female	**Erkek** Male	**Kadın** Female	**Erkek** Male	**Kadın** Female		SR- Level 3
3 952	**3 663**	**368**	**281**	**37**	**41**	**9**	**11**	**1**	-	**276**	**720**	**Total**	Zonguldak TR811
2 782	2 461	262	204	32	29	4	7	1	-	276	720	City	
1 170	1 202	106	77	5	12	5	4	-	-	-	-	Village	
1 375	**1 276**	**178**	**128**	**16**	**21**	**4**	**1**	-	**2**	**250**	**350**	**Total**	Karabük TR812
1 280	1 201	151	104	11	9	4	1	-	2	250	350	City	
95	75	27	24	5	12	-	-	-	-	-	-	Village	
1 172	**1 092**	**136**	**69**	**11**	**7**	**2**	**5**	**3**	**1**	**99**	**268**	**Total**	Bartın TR813
673	610	91	42	7	3	1	3	3	1	99	268	City	
499	482	45	27	4	4	1	2	-	-	-	-	Village	
2 097	**2 130**	**288**	**228**	**27**	**26**	**16**	**16**	**3**	**2**	**238**	**662**	**Total**	Kastamonu TR821
1 716	1 740	247	196	23	21	14	12	3	2	238	662	City	
381	390	41	32	4	5	2	4	-	-	-	-	Village	
999	**1 022**	**203**	**144**	**17**	**18**	**9**	**4**	**1**	**1**	**138**	**198**	**Total**	Çankırı TR822
960	965	198	137	16	18	9	3	1	1	138	198	City	
39	57	5	7	1	-	-	1	-	-	-	-	Village	
1 193	**1 166**	**182**	**134**	**21**	**18**	**6**	**12**	-	**2**	**142**	**271**	**Total**	Sinop TR823
1 042	1 005	157	118	20	17	6	12	-	2	142	271	City	
151	161	25	16	1	1	-	-	-	-	-	-	Village	
9 630	**8 887**	**956**	**738**	**94**	**70**	**35**	**51**	**11**	**10**	**818**	**1 690**	**Total**	Samsun TR831
9 630	8 887	956	738	94	70	35	51	11	10	818	1 690	City	
-	-	-	-	-	-	-	-	-	-	-	-	Village	
4 229	**3 990**	**821**	**631**	**86**	**61**	**16**	**33**	**7**	**4**	**345**	**752**	**Total**	Tokat TR832
3 329	3 069	635	520	60	40	13	22	7	4	345	752	City	
900	921	186	111	26	21	3	11	-	-	-	-	Village	
3 591	**3 487**	**831**	**649**	**58**	**50**	**17**	**14**	**7**	**4**	**277**	**839**	**Total**	Çorum TR833
3 128	3 033	750	599	53	40	15	12	7	4	277	839	City	
463	454	81	50	5	10	2	2	-	-	-	-	Village	
2 186	**2 150**	**256**	**197**	**26**	**21**	**18**	**7**	**1**	**4**	**151**	**385**	**Total**	Amasya TR834
1 823	1 776	217	174	20	19	16	6	1	4	151	385	City	
363	374	39	23	6	2	2	1	-	-	-	-	Village	
5 296	**5 081**	**498**	**354**	**53**	**37**	**23**	**19**	**5**	**8**	**326**	**799**	**Total**	Trabzon TR901
5 296	5 081	498	354	53	37	23	19	5	8	326	799	City	
-	-	-	-	-	-	-	-	-	-	-	-	Village	
5 049	**4 856**	**466**	**354**	**35**	**21**	**16**	**9**	**1**	**5**	**353**	**715**	**Total**	Ordu TR902
5 049	4 856	466	354	35	21	16	9	1	5	353	715	City	
-	-	-	-	-	-	-	-	-	-	-	-	Village	
2 701	**2 621**	**257**	**161**	**22**	**19**	**10**	**9**	-	**1**	**191**	**413**	**Total**	Giresun TR903
2 190	2 099	206	135	17	13	7	7	-	1	191	413	City	
511	522	51	26	5	6	3	2	-	-	-	-	Village	
2 246	**2 159**	**259**	**152**	**22**	**19**	**11**	**3**	**5**	**9**	**191**	**514**	**Total**	Rize TR904
1 830	1 804	201	129	15	15	10	3	5	9	191	514	City	
416	355	58	23	7	4	1	-	-	-	-	-	Village	
1 015	**953**	**103**	**81**	**10**	**6**	**4**	**5**	**1**	-	**51**	**211**	**Total**	Artvin TR905
792	753	88	58	9	5	4	4	1	-	51	211	City	
223	200	15	23	1	1	-	1	-	-	-	-	Village	
784	**709**	**89**	**54**	**3**	**3**	-	-	-	**1**	**46**	**124**	**Total**	Gümüşhane TR906
594	527	67	39	3	3	-	-	-	1	46	124	City	
190	182	22	15	-	-	-	-	-	-	-	-	Village	
6 799	**6 544**	**1 323**	**1 149**	**244**	**264**	**174**	**297**	**19**	**29**	**595**	**995**	**Total**	Erzurum TRA11
6 799	6 544	1 323	1 149	244	264	174	297	19	29	595	995	City	
-	-	-	-	-	-	-	-	-	-	-	-	Village	
1 456	**1 414**	**197**	**167**	**20**	**15**	**9**	**6**	-	-	**151**	**332**	**Total**	Erzincan TRA12
1 027	998	148	121	13	8	1	3	-	-	151	332	City	
429	416	49	46	7	7	8	3	-	-	-	-	Village	
527	**450**	**54**	**32**	**4**	**3**	**1**	**2**	-	**1**	**51**	**100**	**Total**	Bayburt TRA13
368	337	44	27	2	2	1	-	-	1	51	100	City	
159	113	10	5	2	1	-	2	-	-	-	-	Village	

Note. The number of open education students include the active students who are new entrants or who have renewed registration as of 1., 2. and 3. semester in the educational year 2016-2017.

2.7.b İstatistiki Bölge Birimleri Sınıflaması 3. düzey, yerleşim yeri ve doğum yıllarına göre ortaokullarda öğrenci sayısı (devam)
[2016/'17 öğretim yılı]

					Doğum yılları							
		Toplam - Total			**2007**		**2006**		**2005**		**2004**	
İBBS 3. Düzey		**Toplam** Total	**Erkek** Male	**Kadın** Female	**Erkek** Male	**Kadın** Female	**Erkek** Male	**Kadın** Female	**Erkek** Male	**Kadın** Female	**Erkek** Male	**Kadın** Female
TRA21 Ağrı	**Toplam**	**59 877**	**30 555**	**29 322**	**2 251**	**2 280**	**5 729**	**5 694**	**6 055**	**5 792**	**6 367**	**5 901**
	Şehir	38 474	19 724	18 750	1 444	1 481	3 779	3 741	3 990	3 809	4 089	3 798
	Köy	21 403	10 831	10 572	807	799	1 950	1 953	2 065	1 983	2 278	2 103
TRA22 Kars	**Toplam**	**24 659**	**12 517**	**12 142**	**935**	**1 069**	**2 659**	**2 485**	**2 767**	**2 719**	**2 676**	**2 571**
	Şehir	13 649	6 881	6 768	484	557	1 505	1 418	1 525	1 516	1 470	1 430
	Köy	11 010	5 636	5 374	451	512	1 154	1 067	1 242	1 203	1 206	1 141
TRA23 Iğdır	**Toplam**	**17 643**	**9 061**	**8 582**	**638**	**701**	**1 780**	**1 766**	**1 913**	**1 822**	**1 934**	**1 756**
	Şehir	11 059	5 639	5 420	398	437	1 089	1 132	1 182	1 134	1 173	1 114
	Köy	6 584	3 422	3 162	240	264	691	634	731	688	761	642
TRA24 Ardahan	**Toplam**	**7 280**	**3 747**	**3 533**	**331**	**286**	**803**	**751**	**834**	**798**	**783**	**768**
	Şehir	4 137	2 129	2 008	184	149	475	417	471	450	414	440
	Köy	3 143	1 618	1 525	147	137	328	334	363	348	369	328
TRB11 Malatya	**Toplam**	**57 241**	**29 121**	**28 120**	**1 969**	**2 110**	**6 242**	**6 066**	**6 632**	**6 257**	**6 396**	**6 068**
	Şehir	57 241	29 121	28 120	1 969	2 110	6 242	6 066	6 632	6 257	6 396	6 068
	Köy	-	-	-	-	-	-	-	-	-	-	-
TRB12 Elazığ	**Toplam**	**40 321**	**20 477**	**19 844**	**1 589**	**1 746**	**4 515**	**4 147**	**4 407**	**4 287**	**4 610**	**4 358**
	Şehir	33 451	17 043	16 408	1 265	1 423	3 782	3 422	3 680	3 543	3 825	3 538
	Köy	6 870	3 434	3 436	324	323	733	725	727	744	785	820
TRB13 Bingöl	**Toplam**	**22 243**	**11 173**	**11 070**	**1 020**	**986**	**2 265**	**2 234**	**2 479**	**2 384**	**2 517**	**2 415**
	Şehir	14 687	7 390	7 297	664	621	1 563	1 460	1 564	1 607	1 589	1 504
	Köy	7 556	3 783	3 773	356	365	702	774	915	777	928	911
TRB14 Tunceli	**Toplam**	**3 054**	**1 563**	**1 491**	**91**	**81**	**354**	**328**	**344**	**321**	**355**	**330**
	Şehir	2 625	1 337	1 288	72	70	309	289	295	277	302	286
	Köy	429	226	203	19	11	45	39	49	44	53	44
TRB21 Van	**Toplam**	**115 967**	**59 063**	**56 904**	**4 076**	**4 420**	**11 483**	**11 410**	**12 224**	**11 500**	**12 975**	**12 370**
	Şehir	115 967	59 063	56 904	4 076	4 420	11 483	11 410	12 224	11 500	12 975	12 370
	Köy	-	-	-	-	-	-	-	-	-	-	-
TRB22 Muş	**Toplam**	**43 948**	**22 749**	**21 199**	**1 564**	**1 569**	**4 465**	**4 166**	**4 695**	**4 403**	**4 714**	**4 394**
	Şehir	21 401	10 903	10 498	770	764	2 150	2 073	2 307	2 179	2 214	2 149
	Köy	22 547	11 846	10 701	794	805	2 315	2 093	2 388	2 224	2 500	2 245
TRB23 Bitlis	**Toplam**	**35 058**	**18 180**	**16 878**	**1 322**	**1 464**	**3 703**	**3 293**	**3 753**	**3 535**	**3 846**	**3 683**
	Şehir	21 185	11 686	9 499	839	803	2 360	1 871	2 371	1 953	2 371	2 001
	Köy	13 873	6 494	7 379	483	661	1 343	1 422	1 382	1 582	1 475	1 682
TRB24 Hakkari	**Toplam**	**26 761**	**13 581**	**13 180**	**930**	**982**	**2 608**	**2 606**	**3 020**	**2 766**	**2 880**	**2 811**
	Şehir	14 976	7 552	7 424	499	577	1 449	1 474	1 597	1 511	1 518	1 479
	Köy	11 785	6 029	5 756	431	405	1 159	1 132	1 423	1 255	1 362	1 332
TRC11 Gaziantep	**Toplam**	**182 224**	**92 751**	**89 473**	**6 415**	**7 048**	**20 878**	**19 825**	**21 040**	**19 971**	**19 435**	**18 974**
	Şehir	182 224	92 751	89 473	6 415	7 048	20 878	19 825	21 040	19 971	19 435	18 974
	Köy	-	-	-	-	-	-	-	-	-	-	-
TRC12 Adıyaman	**Toplam**	**52 007**	**26 618**	**25 389**	**1 729**	**1 948**	**5 837**	**5 631**	**6 077**	**5 685**	**5 661**	**5 369**
	Şehir	35 706	18 255	17 451	1 102	1 272	4 017	3 915	4 156	3 925	3 881	3 608
	Köy	16 301	8 363	7 938	627	676	1 820	1 716	1 921	1 760	1 780	1 761
TRC13 Kilis	**Toplam**	**12 680**	**6 476**	**6 204**	**538**	**582**	**1 503**	**1 426**	**1 484**	**1 449**	**1 319**	**1 218**
	Şehir	9 980	5 105	4 875	422	457	1 159	1 115	1 144	1 121	1 045	952
	Köy	2 700	1 371	1 329	116	125	344	311	340	328	274	266
TRC21 Şanlıurfa	**Toplam**	**212 110**	**109 326**	**102 784**	**8 863**	**9 530**	**22 713**	**21 728**	**22 940**	**21 868**	**22 379**	**20 529**
	Şehir	212 110	109 326	102 784	8 863	9 530	22 713	21 728	22 940	21 868	22 379	20 529
	Köy	-	-	-	-	-	-	-	-	-	-	-
TRC22 Diyarbakır	**Toplam**	**161 134**	**82 305**	**78 829**	**6 123**	**6 552**	**17 222**	**16 470**	**17 876**	**17 093**	**17 752**	**16 879**
	Şehir	161 134	82 305	78 829	6 123	6 552	17 222	16 470	17 876	17 093	17 752	16 879
	Köy	-	-	-	-	-	-	-	-	-	-	-
TRC31 Mardin	**Toplam**	**82 117**	**41 656**	**40 461**	**3 232**	**3 392**	**8 742**	**8 461**	**9 140**	**8 970**	**8 990**	**8 748**
	Şehir	82 117	41 656	40 461	3 232	3 392	8 742	8 461	9 140	8 970	8 990	8 748
	Köy	-	-	-	-	-	-	-	-	-	-	-
TRC32 Batman	**Toplam**	**62 698**	**32 065**	**30 633**	**2 471**	**2 590**	**6 543**	**6 449**	**6 967**	**6 624**	**6 646**	**6 196**
	Şehir	50 674	25 818	24 856	1 914	2 033	5 207	5 226	5 663	5 388	5 369	4 979
	Köy	12 024	6 247	5 777	557	557	1 336	1 223	1 304	1 236	1 277	1 217
TRC33 Şırnak	**Toplam**	**57 672**	**29 576**	**28 096**	**2 419**	**2 599**	**6 474**	**6 197**	**6 033**	**5 733**	**6 083**	**5 790**
	Şehir	33 462	17 238	16 224	1 362	1 505	3 771	3 528	3 424	3 278	3 445	3 191
	Köy	24 210	12 338	11 872	1 057	1 094	2 703	2 669	2 609	2 455	2 638	2 599
TRC34 Siirt	**Toplam**	**35 246**	**18 125**	**17 121**	**1 257**	**1 313**	**3 697**	**3 596**	**3 980**	**3 730**	**3 854**	**3 565**
	Şehir	22 789	11 774	11 015	794	821	2 370	2 301	2 583	2 375	2 478	2 296
	Köy	12 457	6 351	6 106	463	492	1 327	1 295	1 397	1 355	1 376	1 269

Not. Açıköğretim öğrenci sayıları 2016-2017 eğitim öğretim yılı 1., 2. ve 3. dönem yeni kayıt yaptıran ve kayıt yenileyen aktif öğrencileri kapsar.

2.7.b Number of students in lower secondary schools by year of birth and settlement place according to Statistical Regions Level 3 (continued)
[The educational year 2016/'17]

Year of birth													
2003		**2002**		**2001**		**2000**		**Açık Öğretim Ortaokulu (13 yaş)** Open Lower Secondary School (Age 13)		**Açık Öğretim Ortaokulu (14 yaş ve üzeri)** Open Lower Secondary School (At least 14)			
Erkek Male	**Kadın** Female	**Erkek** Male	**Kadın** Female	**Erkek** Male	**Kadın** Female	**Erkek** Male	**Kadın** Female	**Erkek** Male	**Kadın** Female	**Erkek** Male	**Kadın** Female		SR- Level 3
6 085	**5 682**	**2 261**	**2 036**	**754**	**864**	**431**	**547**	**9**	**9**	**613**	**517**	**Total**	Ağrı TRA21
3 906	3 639	1 322	1 173	397	400	175	183	9	9	613	517	City	
2 179	2 043	939	863	357	464	256	364	-	-	-	-	Village	
2 564	**2 465**	**527**	**345**	**146**	**122**	**82**	**112**	**1**	**2**	**160**	**252**	**Total**	Kars TRA22
1 407	1 317	251	174	49	59	29	43	1	2	160	252	City	
1 157	1 148	276	171	97	63	53	69	-	-	-	-	Village	
1 950	**1 839**	**509**	**354**	**130**	**116**	**63**	**57**	**1**	**1**	**143**	**170**	**Total**	Iğdır TRA23
1 245	1 137	306	206	71	60	31	29	1	1	143	170	City	
705	702	203	148	59	56	32	28	-	-	-	-	Village	
808	**756**	**86**	**71**	**14**	**12**	**18**	**8**	-	-	**70**	**83**	**Total**	Ardahan TRA24
451	424	49	36	8	6	7	3	-	-	70	83	City	
357	332	37	35	6	6	11	5	-	-	-	-	Village	
6 330	**5 725**	**848**	**675**	**127**	**99**	**37**	**34**	**3**	**3**	**537**	**1 083**	**Total**	Malatya TRB11
6 330	5 725	848	675	127	99	37	34	3	3	537	1 083	City	
-	-	-	-	-	-	-	-	-	-	-	-	Village	
4 374	**4 034**	**503**	**404**	**82**	**61**	**35**	**35**	**6**	**9**	**356**	**763**	**Total**	Elazığ TRB12
3 646	3 348	399	305	59	38	25	19	6	9	356	763	City	
728	686	104	99	23	23	10	16	-	-	-	-	Village	
2 081	**2 116**	**350**	**309**	**89**	**102**	**45**	**75**	**13**	**2**	**314**	**447**	**Total**	Bingöl TRB13
1 391	1 406	221	184	47	33	24	33	13	2	314	447	City	
690	710	129	125	42	69	21	42	-	-	-	-	Village	
347	**329**	**40**	**30**	**5**	**4**	**2**	**5**	-	-	**25**	**63**	**Total**	Tunceli TRB14
292	273	35	23	5	3	2	4	-	-	25	63	City	
55	56	5	7	-	1	-	1	-	-	-	-	Village	
11 917	**11 175**	**3 452**	**3 016**	**965**	**894**	**418**	**497**	**21**	**18**	**1 532**	**1 604**	**Total**	Van TRB21
11 917	11 175	3 452	3 016	965	894	418	497	21	18	1 532	1 604	City	
-	-	-	-	-	-	-	-	-	-	-	-	Village	
4 757	**4 181**	**1 444**	**1 263**	**403**	**459**	**197**	**350**	**12**	**27**	**498**	**387**	**Total**	Muş TRB22
2 242	2 106	550	505	125	182	35	126	12	27	498	387	City	
2 515	2 075	894	758	278	277	162	224	-	-	-	-	Village	
3 701	**3 290**	**898**	**739**	**181**	**188**	**81**	**78**	**58**	**118**	**637**	**490**	**Total**	Bitlis TRB23
2 387	1 825	524	346	100	73	39	19	58	118	637	490	City	
1 314	1 465	374	393	81	115	42	59	-	-	-	-	Village	
2 790	**2 622**	**685**	**594**	**186**	**173**	**84**	**129**	**4**	**3**	**394**	**494**	**Total**	Hakkari TRB24
1 537	1 402	415	350	96	88	43	46	4	3	394	494	City	
1 253	1 220	270	244	90	85	41	83	-	-	-	-	Village	
18 852	**17 649**	**2 962**	**2 182**	**536**	**428**	**200**	**169**	**38**	**36**	**2 395**	**3 191**	**Total**	Gaziantep TRC11
18 852	17 649	2 962	2 182	536	428	200	169	38	36	2 395	3 191	City	
-	-	-	-	-	-	-	-	-	-	-	-	Village	
5 734	**5 361**	**932**	**682**	**150**	**108**	**41**	**27**	**4**	**8**	**453**	**570**	**Total**	Adıyaman TRC12
3 896	3 607	610	450	108	74	28	22	4	8	453	570	City	
1 838	1 754	322	232	42	34	13	5	-	-	-	-	Village	
1 179	**1 088**	**224**	**210**	**36**	**37**	**20**	**16**	-	**1**	**173**	**177**	**Total**	Kilis TRC13
937	856	182	158	24	24	19	14	-	1	173	177	City	
242	232	42	52	12	13	1	2	-	-	-	-	Village	
21 369	**19 354**	**5 815**	**4 629**	**1 653**	**1 498**	**656**	**885**	**25**	**61**	**2 913**	**2 702**	**Total**	Şanlıurfa TRC21
21 369	19 354	5 815	4 629	1 653	1 498	656	885	25	61	2 913	2 702	City	
-	-	-	-	-	-	-	-	-	-	-	-	Village	
16 525	**15 710**	**3 609**	**2 890**	**760**	**634**	**251**	**214**	**26**	**44**	**2 161**	**2 343**	**Total**	Diyarbakır TRC22
16 525	15 710	3 609	2 890	760	634	251	214	26	44	2 161	2 343	City	
-	-	-	-	-	-	-	-	-	-	-	-	Village	
8 530	**7 865**	**1 674**	**1 413**	**349**	**374**	**151**	**258**	**9**	**14**	**839**	**966**	**Total**	Mardin TRC31
8 530	7 865	1 674	1 413	349	374	151	258	9	14	839	966	City	
-	-	-	-	-	-	-	-	-	-	-	-	Village	
6 530	**6 228**	**1 516**	**1 208**	**312**	**294**	**174**	**151**	**14**	**11**	**892**	**882**	**Total**	Batman TRC32
5 219	5 038	1 186	968	236	233	118	98	14	11	892	882	City	
1 311	1 190	330	240	76	61	56	53	-	-	-	-	Village	
5 663	**5 216**	**1 583**	**1 298**	**449**	**398**	**220**	**312**	**12**	**10**	**640**	**543**	**Total**	Şırnak TRC33
3 242	3 021	939	742	275	249	128	157	12	10	640	543	City	
2 421	2 195	644	556	174	149	92	155	-	-	-	-	Village	
3 697	**3 468**	**883**	**748**	**218**	**219**	**88**	**112**	**6**	**5**	**445**	**365**	**Total**	Siirt TRC34
2 308	2 214	601	477	134	104	55	57	6	5	445	365	City	
1 389	1 254	282	271	84	115	33	55	-	-	-	-	Village	

Note. The number of open education students include the active students who are new entrants or who have renewed registration as of 1., 2. and 3. semester in the educational year 2016-2017.

2.8.a İstatistiki Bölge Birimleri Sınıflaması 3. düzeye göre taşımalı uygulaması yapılan ilkokul, ortaokul, okul ve öğrenci sayıları

Number of transporting and transported primary schools, lower secondary schools and students by Statistical Regions Level 3

[2016/'17 öğretim yılı - The educational year 2016/'17]

İBBS - 3. Düzey SR - Level 3	**Taşınılan Merkez Okul Sayısı**[1] Number of Transporting Central Schools[1]	**Taşınan Okul ve Taşınan Okulsuz Yerleşim Birimi Sayısı**[2,3] Number of Transported Schools and Number of Transported Settlement Places without a School[2,3]	**Taşınan Toplam Öğrenci Sayısı** Number of Total Transported Students			**Taşınan İlkokul Öğrenci Sayısı** Number of Total Transported Primary School Students			**Taşınan Ortaokul Öğrenci Sayısı** Number of Total Transported Lower Secondary School Students		
			Toplam Total	**Erkek** Male	**Kadın** Female	**Toplam** Total	**Erkek** Male	**Kadın** Female	**Toplam** Total	**Erkek** Male	**Kadın** Female
TR Türkiye TR Turkey	**11 918**	**43 514**	**818 839**	**417 080**	**401 759**	**269 114**	**137 291**	**131 823**	**549 725**	**279 789**	**269 936**
TR100 İstanbul	101	241	13 906	7 108	6 798	6 128	3 111	3 017	7 778	3 997	3 781
TR211 Tekirdağ	78	219	3 156	1 559	1 597	1 365	672	693	1 791	887	904
TR212 Edirne	79	56	4 430	2 252	2 178	1 360	704	656	3 070	1 548	1 522
TR213 Kırklareli	58	128	2 255	1 138	1 117	879	450	429	1 376	688	688
TR221 Balıkesir	214	1 223	12 215	6 188	6 027	4 666	2 367	2 299	7 549	3 821	3 728
TR222 Çanakkale	109	65	6 895	3 479	3 416	2 808	1 392	1 416	4 087	2 087	2 000
TR310 İzmir	257	900	16 992	8 657	8 335	5 505	2 837	2 668	11 487	5 820	5 667
TR321 Aydın	216	827	12 564	6 461	6 103	4 159	2 128	2 031	8 405	4 333	4 072
TR322 Denizli	222	605	7 886	4 085	3 801	3 092	1 624	1 468	4 794	2 461	2 333
TR323 Muğla	234	751	13 577	6 952	6 625	4 869	2 489	2 380	8 708	4 463	4 245
TR331 Manisa	268	1 290	14 650	7 473	7 177	4 679	2 420	2 259	9 971	5 053	4 918
TR332 Afyonkarahisar	155	314	5 931	3 081	2 850	1 603	801	802	4 328	2 280	2 048
TR333 Kütahya	166	363	8 301	4 112	4 189	2 517	1 253	1 264	5 784	2 859	2 925
TR334 Uşak	91	305	4 265	2 164	2 101	1 538	780	758	2 727	1 384	1 343
TR411 Bursa	245	830	10 137	5 209	4 928	3 406	1 749	1 657	6 731	3 460	3 271
TR412 Eskişehir	72	373	3 242	1 590	1 652	1 093	566	527	2 149	1 024	1 125
TR413 Bilecik	50	114	2 763	1 433	1 330	727	379	348	2 036	1 054	982
TR421 Kocaeli	137	397	7 431	3 799	3 632	3 220	1 642	1 578	4 211	2 157	2 054
TR422 Sakarya	205	766	12 019	6 113	5 906	5 072	2 548	2 524	6 947	3 565	3 382
TR423 Düzce	111	297	7 987	4 033	3 954	3 443	1 748	1 695	4 544	2 285	2 259
TR424 Bolu	69	379	5 478	2 833	2 645	2 308	1 195	1 113	3 170	1 638	1 532
TR425 Yalova	35	24	773	375	398	349	170	179	424	205	219
TR510 Ankara	221	1 046	9 539	4 943	4 596	3 365	1 713	1 652	6 174	3 230	2 944
TR521 Konya	332	951	13 396	6 797	6 599	4 338	2 240	2 098	9 058	4 557	4 501
TR522 Karaman	68	101	4 801	2 424	2 377	1 556	816	740	3 245	1 608	1 637
TR611 Antalya	272	1 085	20 128	10 096	10 032	8 416	4 231	4 185	11 712	5 865	5 847
TR612 Isparta	94	133	3 275	1 707	1 568	1 086	573	513	2 189	1 134	1 055
TR613 Burdur	79	138	4 591	2 330	2 261	1 384	686	698	3 207	1 644	1 563
TR621 Adana	207	724	13 974	7 079	6 895	4 805	2 383	2 422	9 169	4 696	4 473
TR622 Mersin	291	1 199	18 536	9 502	9 034	7 494	3 874	3 620	11 042	5 628	5 414
TR631 Hatay	215	368	11 071	5 520	5 551	3 788	1 923	1 865	7 283	3 597	3 686
TR632 Kahramanmaraş	272	954	20 557	10 565	9 992	5 572	2 863	2 709	14 985	7 702	7 283
TR633 Osmaniye	113	517	10 059	5 188	4 871	3 649	1 918	1 731	6 410	3 270	3 140
TR711 Kırıkkale	36	127	1 961	1 000	961	471	230	241	1 490	770	720
TR712 Aksaray	104	210	4 842	2 410	2 432	1 192	576	616	3 650	1 834	1 816
TR713 Niğde	63	45	1 710	888	822	477	240	237	1 233	648	585
TR714 Nevşehir	46	13	4 124	2 025	2 099	417	218	199	3 707	1 807	1 900

(1)Taşınılan Merkez Okul : Çevredeki yerleşim birimlerinden öğrencilerin eğitim öğretim görmek amacıyla taşındıkları okul.

(2)Taşınan okulsuz yerleşim birimi sayısı : Okulu olmadığı için öğrencileri taşınan yerleşim birimi sayısı

(3) Taşınan okul : Öğrencileri taşınan okul

(1) Central transporting school: School to which students from nearby areas are transported in order to receive education

(2) Number of transported settlement places without a school: Number of settlement places whose students are transported due to the lack of schools in the settlement place.

(3) Transported school : School whose students are transported to other schools.

2.8.a İstatistiki Bölge Birimleri Sınıflaması 3. düzeye göre taşımalı uygulaması yapılan ilkokul, ortaokul, okul ve öğrenci sayıları (devam)
Number of transporting and transported primary schools, lower secondary schools and students by Statistical Regions Level 3 (continued)

[2016/'17 öğretim yılı - The educational year 2016/'17]

İBBS - 3. Düzey SR - Level 3	**Taşınılan Merkez Okul Sayısı**[1] Number of Transporting Central Schools[1]	**Taşınan Okul ve Taşınan Okulsuz Yerleşim Birimi Sayısı**[2,3] Number of Transported Schools and Number of Transported Settlement Places without a School[2,3]	**Taşınan Toplam Öğrenci Sayısı** Number of Total Transported Students			**Taşınan İlkokul Öğrenci Sayısı** Number of Total Transported Primary School Students			**Taşınan Ortaokul Öğrenci Sayısı** Number of Total Transported Lower Secondary School Students		
			Toplam Total	**Erkek** Male	**Kadın** Female	**Toplam** Total	**Erkek** Male	**Kadın** Female	**Toplam** Total	**Erkek** Male	**Kadın** Female
TR715 Kırşehir	60	151	3 816	1 901	1 915	1 350	670	680	2 466	1 231	1 235
TR721 Kayseri	110	437	4 061	2 064	1 997	1 436	745	691	2 625	1 319	1 306
TR722 Sivas	147	155	6 640	3 353	3 287	2 130	1 057	1 073	4 510	2 296	2 214
TR723 Yozgat	187	314	8 813	4 447	4 366	3 033	1 588	1 445	5 780	2 859	2 921
TR811 Zonguldak	144	747	13 797	6 945	6 852	4 924	2 498	2 426	8 873	4 447	4 426
TR812 Karabük	48	352	2 304	1 218	1 086	765	394	371	1 539	824	715
TR813 Bartın	76	517	7 433	3 775	3 658	3 134	1 535	1 599	4 299	2 240	2 059
TR821 Kastamonu	105	775	9 298	4 497	4 801	2 642	1 315	1 327	6 656	3 182	3 474
TR822 Çankırı	50	125	2 418	1 196	1 222	831	423	408	1 587	773	814
TR823 Sinop	47	406	4 255	2 166	2 089	2 005	1 039	966	2 250	1 127	1 123
TR831 Samsun	333	2 144	27 115	13 660	13 455	9 731	4 942	4 789	17 384	8 718	8 666
TR832 Tokat	154	273	6 786	3 483	3 303	2 072	1 075	997	4 714	2 408	2 306
TR833 Çorum	122	242	6 268	3 256	3 012	2 100	1 086	1 014	4 168	2 170	1 998
TR834 Amasya	96	356	5 325	2 750	2 575	1 989	1 056	933	3 336	1 694	1 642
TR901 Trabzon	313	1 442	18 131	9 201	8 930	8 719	4 533	4 186	9 412	4 668	4 744
TR902 Ordu	279	1 754	23 123	11 761	11 362	9 793	5 029	4 764	13 330	6 732	6 598
TR903 Giresun	175	1 242	11 502	5 792	5 710	5 238	2 677	2 561	6 264	3 115	3 149
TR904 Rize	143	772	8 600	4 173	4 427	3 488	1 835	1 653	5 112	2 338	2 774
TR905 Artvin	78	316	4 811	2 376	2 435	1 752	854	898	3 059	1 522	1 537
TR906 Gümüşhane	55	243	2 413	1 238	1 175	947	482	465	1 466	756	710
TRA11 Erzurum	180	751	11 418	5 643	5 775	2 154	1 089	1 065	9 264	4 554	4 710
TRA12 Erzincan	69	294	2 688	1 358	1 330	954	493	461	1 734	865	869
TRA13 Bayburt	37	274	2 340	1 208	1 132	814	423	391	1 526	785	741
TRA21 Ağrı	108	240	10 477	5 463	5 014	1 013	497	516	9 464	4 966	4 498
TRA22 Kars	116	178	5 234	2 775	2 459	726	368	358	4 508	2 407	2 101
TRA23 Iğdır	45	75	2 793	1 419	1 374	422	222	200	2 371	1 197	1 174
TRA24 Ardahan	65	93	4 198	2 188	2 010	1 465	753	712	2 733	1 435	1 298
TRB11 Malatya	191	967	13 048	6 594	6 454	3 660	1 803	1 857	9 388	4 791	4 597
TRB12 Elazığ	110	437	7 890	4 032	3 858	2 967	1 498	1 469	4 923	2 534	2 389
TRB13 Bingöl	71	286	6 581	3 296	3 285	1 616	804	812	4 965	2 492	2 473
TRB14 Tunceli	30	89	1 417	707	710	690	361	329	727	346	381
TRB21 Van	357	982	42 539	21 723	20 816	10 743	5 463	5 280	31 796	16 260	15 536
TRB22 Muş	61	113	7 620	4 161	3 459	1 116	595	521	6 504	3 566	2 938
TRB23 Bitlis	66	115	2 556	1 273	1 283	1 002	524	478	1 554	749	805
TRB24 Hakkari	94	378	18 591	9 526	9 065	7 306	3 773	3 533	11 285	5 753	5 532
TRC11 Gaziantep	154	655	11 191	5 675	5 516	2 403	1 230	1 173	8 788	4 445	4 343
TRC12 Adıyaman	199	692	14 233	7 292	6 941	3 267	1 670	1 597	10 966	5 622	5 344
TRC13 Kilis	33	72	2 486	1 268	1 218	563	304	259	1 923	964	959
TRC21 Şanlıurfa	683	2 661	68 531	35 561	32 970	23 549	11 997	11 552	44 982	23 564	21 418
TRC22 Diyarbakır	372	1 671	45 225	23 064	22 161	13 136	6 671	6 465	32 089	16 393	15 696
TRC31 Mardin	193	824	17 405	8 866	8 539	3 128	1 556	1 572	14 277	7 310	6 967
TRC32 Batman	161	383	8 107	4 077	4 030	2 171	1 097	1 074	5 936	2 980	2 956
TRC33 Şırnak	97	104	5 036	2 590	2 446	919	484	435	4 117	2 106	2 011
TRC34 Siirt	119	339	10 909	5 501	5 408	2 455	1 274	1 181	8 454	4 227	4 227

Not. "Millî Eğitim Bakanlığı Taşıma Yoluyla Eğitime Erişim Yönetmeliği" hazırlanmış ve yürürlüğe girmiştir. Söz konusu Yönetmelikte taşınma nedenleri değiştiğinden, taşımalı işlemlerinin yürütüldüğü "Taşımalı Öğrenci Modülü" üzerinden alınan istatistiki verilerde taşınan okul sayısı ile taşınan yerleşim birimi sayısı birlikte değerlendirilmiştir.

Note. "Ministry of National Education Regulation on Access to Education Through Transport" has been prepared and entered into force. Since the reasons for being transported have changed in accordance with the Regulation in question, number of transported schools and number of transported settlement places have been treated together in the statistical data taken from the "Transported Student Module" in which these transactions are conducted.

2.8.b İstatistiki Bölge Birimleri Sınıflaması 3. düzeye göre öğrenci taşıma uygulaması kapsamında taşınan özel eğitim öğrenci / kursiyer sayıları

The number of special education students / trainees transported within the framework of student transportation implementation according to Statistical Regions 3. Level

[2016/'17 öğretim yılı - The educational year 2016/'17]

İBBS - 3. Düzey SR - Level 3	**Taşınılan Merkez Okul Sayısı**[1] Number of Transporting Central Schools[1]	**Taşınan Özel Eğitim Öğrenci Sayısı (Örgün Eğitim)** The Number of Transported Special Education Students (Formal Education)			**Taşınan Özel Eğitim Kursiyer Sayısı (Yaygın Eğitim)** The Number of Transported Special Education Trainees (Non-Formal Education)		
		Toplam Total	**Erkek** Male	**Kadın** Female	**Toplam** Total	**Erkek** Male	**Kadın** Female
TR Türkiye TR Turkey	**5 621**	**77 661**	**46 213**	**31 448**	**2 255**	**1 340**	**915**
TR100 İstanbul	14	137	80	57	-	-	-
TR211 Tekirdağ	2	13	8	5	-	-	-
TR212 Edirne	29	250	166	84	-	-	-
TR213 Kırklareli	7	151	96	55	-	-	-
TR221 Balıkesir	22	206	114	92	-	-	-
TR222 Çanakkale	23	397	231	166	37	18	19
TR310 İzmir	104	1 968	1 251	717	19	4	15
TR321 Aydın	13	184	123	61	5	4	1
TR322 Denizli	29	260	158	102	5	3	2
TR323 Muğla	100	1 114	654	460	32	24	8
TR331 Manisa	2	198	102	96	-	-	-
TR332 Afyonkarahisar	25	368	231	137	32	16	16
TR333 Kütahya	113	1 107	729	378	11	4	7
TR334 Uşak	25	335	213	122	-	-	-
TR411 Bursa	71	1 238	792	446	-	-	-
TR412 Eskişehir	23	392	241	151	56	21	35
TR413 Bilecik	233	4 092	2 289	1 803	187	81	106
TR421 Kocaeli	72	774	489	285	26	5	21
TR422 Sakarya	10	153	101	52	-	-	-
TR423 Düzce	62	1 316	825	491	-	-	-
TR424 Bolu	57	704	404	300	-	-	-
TR425 Yalova	11	212	137	75	-	-	-
TR510 Ankara	226	2 354	1 436	918	-	-	-
TR521 Konya	40	493	293	200	-	-	-
TR522 Karaman	31	604	382	222	43	32	11
TR611 Antalya	27	165	92	73	-	-	-
TR612 Isparta	30	269	187	82	37	29	8
TR613 Burdur	43	977	620	357	54	42	12
TR621 Adana	101	1 276	804	472	-	-	-
TR622 Mersin	42	567	342	225	35	25	10
TR631 Hatay	33	291	139	152	26	14	12
TR632 Kahramanmaraş	153	2 509	1 494	1 015	63	38	25
TR633 Osmaniye	23	228	126	102	-	-	-
TR711 Kırıkkale	64	672	401	271	35	18	17
TR712 Aksaray	26	434	249	185	-	-	-
TR713 Niğde	15	49	35	14	-	-	-
TR714 Nevşehir	88	1 338	863	475	46	35	11
TR715 Kırşehir	34	326	190	136	-	-	-
TR721 Kayseri	40	240	138	102	15	9	6

2.8.b İstatistiki Bölge Birimleri Sınıflaması 3. düzeye göre öğrenci taşıma uygulaması kapsamında taşınan özel eğitim öğrenci / kursiyer sayıları

The number of special education students / trainees transported within the framework of student transportation implementation according to Statistical Regions 3. Level (continued)

[2016/'17 öğretim yılı - The educational year 2016/'17]

İBBS - 3. Düzey SR - Level 3	**Taşınılan Merkez Okul Sayısı**[1] Number of Transporting Central Schools[1]	**Taşınan Özel Eğitim Öğrenci Sayısı (Örgün Eğitim)** The Number of Transported Special Education Students (Formal Education)			**Taşınan Özel Eğitim Kursiyer Sayısı (Yaygın Eğitim)** The Number of Transported Special Education Trainees (Non-Formal Education)		
		Toplam Total	**Erkek** Male	**Kadın** Female	**Toplam** Total	**Erkek** Male	**Kadın** Female
TR722 Sivas	25	221	117	104	21	17	4
TR723 Yozgat	37	514	332	182	-	-	-
TR811 Zonguldak	32	620	259	361	29	13	16
TR812 Karabük	28	461	294	167	-	-	-
TR813 Bartın	12	150	94	56	-	-	-
TR821 Kastamonu	107	1 041	577	464	19	13	6
TR822 Çankırı	31	386	238	148	11	7	4
TR823 Sinop	8	116	64	52	-	-	-
TR831 Samsun	68	875	495	380	-	-	-
TR832 Tokat	11	145	92	53	-	-	-
TR833 Çorum	5	189	107	82	-	-	-
TR834 Amasya	401	6 172	3 329	2 843	114	48	66
TR901 Trabzon	5	37	17	20	-	-	-
TR902 Ordu	77	1 196	745	451	-	-	-
TR903 Giresun	1 273	18 564	10 877	7 687	52	31	21
TR904 Rize	79	844	528	316	66	37	29
TR905 Artvin	75	872	498	374	51	35	16
TR906 Gümüşhane	309	3 355	2 118	1 237	753	479	274
TRA11 Erzurum	87	975	585	390	12	5	7
TRA12 Erzincan	21	219	129	90	-	-	-
TRA13 Bayburt	32	225	135	90	26	11	15
TRA21 Ağrı	12	145	85	60	-	-	-
TRA22 Kars	93	1 303	829	474	75	48	27
TRA23 Iğdır	106	1 823	1 051	772	34	25	9
TRA24 Ardahan	45	839	478	361	33	24	9
TRB11 Malatya	74	1 327	828	499	9	6	3
TRB12 Elazığ	15	87	52	35	3	2	1
TRB13 Bingöl	36	295	186	109	15	7	8
TRB14 Tunceli	6	74	36	38	-	-	-
TRB21 Van	21	261	162	99	22	14	8
TRB22 Muş	26	510	293	217	34	23	11
TRB23 Bitlis	20	118	82	36	7	7	-
TRB24 Hakkari	3	26	14	12	-	-	-
TRC11 Gaziantep	138	2 071	1 270	801	38	25	13
TRC12 Adıyaman	41	653	420	233	-	-	-
TRC13 Kilis	17	316	198	118	-	-	-
TRC21 Şanlıurfa	29	378	223	155	-	-	-
TRC22 Diyarbakır	43	672	400	272	25	14	11
TRC31 Mardin	26	245	147	98	-	-	-
TRC32 Batman	40	299	178	121	27	15	12
TRC33 Şırnak	25	283	173	110	15	12	3
TRC34 Siirt	19	398	253	145	-	-	-

(1)Taşınılan Merkez Okul : Çevredeki yerleşim birimlerinden öğrencilerin eğitim öğretim görmek amacıyla taşındıkları okul.

(1) Central transporting school: School to which students from nearby areas are transported in order to receive education

2.9 Ortaöğretim kurumlarının genel müdürlüklere göre okul, öğrenci, öğretmen ve derslik sayısı

Number of schools, students, teachers and classrooms in secondary education institutions by general directorate

[2016/'17 öğretim yılı - The educational year 2016/'17]

Eğitim kademesi (Level of education)	Okul/Kurum School/Institution	Öğrenci Sayısı Number of Students			Öğretmen Sayısı Number of Teachers			Derslik Classroom
		Toplam Total	Erkek Male	Kadın Female	Toplam Total	Erkek Male	Kadın Female	
Ortaöğretim (Genel+Mesleki Ortaöğretim) Secondary Education (General + Vocational and technical secondary education)	**11 076**	**5 849 970**	**3 126 022**	**2 723 948**	**333 040**	**169 379**	**163 661**	**189 751**
Ortaöğretim (Resmi) Secondary education (Public)	**8 457**	**3 780 552**	**1 938 803**	**1 841 749**	**280 471**	**146 248**	**134 223**	**152 269**
Ortaöğretim (Özel) Secondary education (Private)	**2 618**	**514 480**	**285 093**	**229 387**	**52 569**	**23 131**	**29 438**	**37 482**
Açıköğretim lisesi Open secondary education	**1**	**1 554 938**	**902 126**	**652 812**	**-**	**-**	**-**	**-**
Genel ortaöğretim toplamı Total of general secondary education	**5 225**	**3 136 440**	**1 632 329**	**1 504 111**	**147 052**	**74 599**	**72 453**	**88 931**
Genel ortaöğretim (Resmi) General secondary education (Public)	**2 979**	**2 733 680**	**1 408 832**	**1 324 848**	**102 254**	**54 277**	**47 977**	**58 371**
Ortaöğretim Genel Müdürlüğü General Directorate of Secondary Education	2 978	1 537 036	704 449	832 587	102 254	54 277	47 977	58 371
Özel Öğretim Kurumları Genel Müdürlüğü (Özel) General Directorate of Private Education Institutions (Private)	2 246	402 760	223 497	179 263	44 798	20 322	24 476	30 560
Açıköğretim lisesi Open secondary education	1	1 196 644	704 383	492 261	-	-	-	-
Meslekî ve teknik ortaöğretim toplamı Total of vocational and technical secondary education	**4 399**	**2 068 212**	**1 209 475**	**858 737**	**145 097**	**74 061**	**71 036**	**70 617**
Meslekî ve teknik lise (Resmi) Vocational and technical high school (Public)	**4 027**	**1 956 492**	**1 147 879**	**808 613**	**137 326**	**71 252**	**66 074**	**63 695**
Mesleki ve Teknik Eğitim Genel Müdürlüğü General Directorate of Vocational and Technical Education	3 605	1 711 903	985 843	726 060	131 691	68 757	62 934	60 778
Özel Eğitim ve Rehberlik Hizmetleri Genel Müdürlüğü General Directorate of Special Education and Guidance Services	410	24 559	15 822	8 737	5 635	2 495	3 140	2 861
Diğer Bakanlık ve Kur. Bağlı Meslek Lisesi (Konservatuar) Conservatory (Dependent on the other Ministries or Institutions)	12	538	188	350	-	-	-	56
Özel Öğretim Kurumları Genel Müdürlüğü (Özel) General Directorate of Private Education Institutions (Private)	372	111 720	61 596	50 124	7 771	2 809	4 962	6 922
Açıköğretim lisesi Open secondary education	-	219 492	146 026	73 466	-	-	-	-
Din Öğretimi Toplamı (Resmi) Total of religious education (public)	**1 452**	**645 318**	**284 218**	**361 100**	**40 891**	**20 719**	**20 172**	**30 203**
İmam Hatip Lisesi - Anadolu İmam Hatip Lisesi Imam and Preacher High School - Anatolian Imam and Preacher High School	1 452	506 516	232 501	274 015	40 891	20 719	20 172	30 203
Açıköğretim İmam Hatip Lisesi Open education religious high schools	-	138 802	51 717	87 085	-	-	-	-

Not. Açıköğretim öğrenci sayıları 2016-2017 eğitim öğretim yılı 1., 2. ve 3. dönem yeni kayıt yaptıran ve kayıt yenileyen aktif öğrencileri kapsar.

Note. The number of open education students include the active students who are new entrants or who have renewed registration as of 1., 2. and 3. semester in the educational year 2016-2017.

2.10 Ortaöğretim kurumlarında okul türlerine göre okul, öğrenci, öğretmen ve derslik sayısı

Number of schools, students, teachers and classrooms in secondary education institutions by school type

[2016/'17 öğretim yılı - The educational year 2016/'17]

Okul Türleri (Type of school)	Okul/Kurum School/Institution	Öğrenci Sayısı Number of Students: Toplam Total	Öğrenci Sayısı: Erkek Male	Öğrenci Sayısı: Kadın Female	Öğretmen Sayısı Number of Teachers: Toplam Total	Öğretmen Sayısı: Erkek Male	Öğretmen Sayısı: Kadın Female	Derslik Classroom
Ortaöğretim (Genel+Mesleki Ortaöğretim) Secondary Education (General+Vocational Secondary Education)	**11 076**	**5 849 970**	**3 126 022**	**2 723 948**	**333 040**	**169 379**	**163 661**	**189 751**
Ortaöğretim (Resmi) Secondary education (Public)	**8 457**	**3 780 552**	**1 938 803**	**1 841 749**	**280 471**	**146 248**	**134 223**	**152 269**
Ortaöğretim (Özel) Secondary education (Private)	**2 618**	**514 480**	**285 093**	**229 387**	**52 569**	**23 131**	**29 438**	**37 482**
Açıköğretim lisesi Open secondary education	**1**	**1 554 938**	**902 126**	**652 812**	**-**	**-**	**-**	**-**
Genel ortaöğretim toplamı Total of general secondary education	**5 225**	**3 136 440**	**1 632 329**	**1 504 111**	**147 052**	**74 599**	**72 453**	**88 931**
Genel ortaöğretim (Resmi) General secondary education (Public)	**2 978**	**1 537 036**	**704 449**	**832 587**	**102 254**	**54 277**	**47 977**	**58 371**
Genel Ortaöğretim (Özel) General secondary education (Private)	**2 246**	**402 760**	**223 497**	**179 263**	**44 798**	**20 322**	**24 476**	**30 560**
Açıköğretim lisesi Open secondary education	**1**	**1 196 644**	**704 383**	**492 261**	**-**	**-**	**-**	**-**
Ortaöğretim Genel Müdürlüğü (Resmi) General Directorate of Secondary Education (Public)	**2 978**	**1 537 036**	**704 449**	**832 587**	**102 254**	**54 277**	**47 977**	**58 371**
Anadolu Lisesi	2 434	1 341 699	616 224	725 475	89 239	46 110	43 129	49 948
Lise	-	13 435	7 709	5 726	-	-	-	-
Fen Lisesi	302	98 899	43 574	55 325	7 460	4 909	2 551	5 168
Güzel Sanatlar Lisesi	81	13 678	5 979	7 699	2 066	1 158	908	857
Spor Lisesi	68	12 550	8 928	3 622	967	625	342	665
Sosyal Bilimler Lisesi	93	30 517	10 818	19 699	2 522	1 475	1 047	1 733
Anadolu Öğretmen Lisesi	-	26 258	11 217	15 041	-	-	-	-
Özel Öğretim Kurumları Genel Müdürlüğü (Özel) General Directorate of Private Education Institutions (Private)	**2 246**	**402 760**	**223 497**	**179 263**	**44 798**	**20 322**	**24 476**	**30 560**
Özel Türk Lisesi - Private Turkish High School	**2 209**	**395 013**	**219 983**	**175 030**	**43 629**	**19 914**	**23 715**	**29 958**
Özel Akşam Lisesi	51	9 298	7 653	1 645	713	346	367	505
Özel Anadolu Güzel Sanatlar Lisesi	7	713	334	379	152	62	90	113
Özel Anadolu Lisesi	781	121 329	66 446	54 883	15 453	6 807	8 646	11 314
Özel Anadolu Öğretmen Lisesi	2	31	19	12	-	-	-	-
Özel Fen Lisesi	234	21 607	10 753	10 854	3 646	1 780	1 866	1 561
Özel Fen ve Teknoloji Lisesi	11	674	376	298	129	66	63	67
Özel Genel Lise	5	354	246	108	55	35	20	18
Özel Hazırlık Sınıfı Bulunan Anadolu Lisesi	106	25 989	13 070	12 919	3 471	1 202	2 269	1 973
Özel Laboratuvar Lisesi	2	384	170	214	68	28	40	47
Özel Sosyal Bilimler Lisesi	2	63	30	33	10	5	5	5
Özel Spor Lisesi	1	20	18	2	4	3	1	-
Özel Temel Lise	1 007	214 551	120 868	93 683	19 928	9 580	10 348	14 355
Özel Azınlık Lisesi - Minority High School	**11**	**884**	**448**	**436**	**231**	**74**	**157**	**119**
Özel Ermeni Ortaöğretim Kurumu	5	657	323	334	163	43	120	69
Özel Musevi Ortaöğretim Kurumu	1	155	82	73	30	11	19	14
Özel Rum Ortaöğretim Kurumu	5	72	43	29	38	20	18	36
Özel Uluslararası Lise - International High School	**15**	**120**	**60**	**60**	**194**	**64**	**130**	**143**
Özel Milletlerarası Okul	15	120	60	60	194	64	130	143
Özel Yabancı Lisesi - Foreign High School	**11**	**6 743**	**3 006**	**3 737**	**744**	**270**	**474**	**340**
Özel Alman Ortaöğretim Kurumu	1	635	348	287	84	31	53	34
Özel Amerikan Ortaöğretim Kurumu	1	1 039	520	519	112	45	67	51
Özel Avusturya Ortaöğretim Kurumu	1	516	271	245	60	26	34	32
Özel Fransız Ortaöğretim Kurumu	6	3 818	1 540	2 278	412	134	278	188
Özel İtalyan Ortaöğretim Kurumu	2	735	327	408	76	34	42	35
Meslekî ve Teknik Ortaöğretim Toplamı Total of Vocational and Technical Secondary Education	**4 399**	**2 068 212**	**1 209 475**	**858 737**	**145 097**	**74 061**	**71 036**	**70 617**
Meslekî ve Teknik Ortaöğretim (Resmi) Vocational and Technical Secondary Education (Public)	**4 027**	**1 737 000**	**1 001 853**	**735 147**	**137 326**	**71 252**	**66 074**	**63 695**
Meslekî ve Teknik Ortaöğretim (Özel) Vocational and Technical Secondary Education (Private)	**372**	**111 720**	**61 596**	**50 124**	**7 771**	**2 809**	**4 962**	**6 922**
Açıköğretim Lisesi Open Secondary Education	**-**	**219 492**	**146 026**	**73 466**	**-**	**-**	**-**	**-**

Not 1. Açıköğretim öğrenci sayıları 2016-2017 eğitim öğretim yılı 1., 2. ve 3. dönem yeni kayıt yaptıran ve kayıt yenileyen aktif öğrencileri kapsar.

2. 01.05.2014 tarih ve 2014/8 sayılı genelge ile Mesleki ve Teknik Eğitim Genel Müdürlüğü'ne bağlı olarak faaliyet gösteren 22 okul türü 2014/'15 eğitim öğretim yılından itibaren 3 okul türü adı altında yeniden yapılandırılmıştır..

Note 1. The number of open education students include the active students who are new entrants or who have renewed registration as of 1., 2. and 3. semester in the educational year 2016-2017.

2. 22 school types dependent on General Directorate of Vocational and Technical Education were restructured under 3 school types as of 2014/'15 educational year according to the circular dated 01.05.2014 and numbered 2014/8.

2.10 Ortaöğretim kurumlarında okul türlerine göre okul, öğrenci, öğretmen ve derslik sayısı (devam)

Number of schools, students, teachers and classrooms in secondary education institutions by school type (continued)

[2016/'17 öğretim yılı - The educational year 2016/'17]

Okul Türleri (Type of school)	Okul/Kurum School/Institution	Öğrenci Sayısı Number of Students: Toplam Total	Öğrenci Sayısı: Erkek Male	Öğrenci Sayısı: Kadın Female	Öğretmen Sayısı Number of Teachers: Toplam Total	Öğretmen Sayısı: Erkek Male	Öğretmen Sayısı: Kadın Female	Derslik Classroom
Mesleki ve Teknik Eğitim Genel Müdürlüğü (Resmi) General Directorate of Vocational and Technical Education (Public)	**3 605**	**1 711 903**	**985 843**	**726 060**	**131 691**	**68 757**	**62 934**	**60 778**
Mesleki ve Teknik Anadolu Lisesi Vocational and Technical High School	**2 443**	**1 424 203**	**794 930**	**629 273**	**109 527**	**55 714**	**53 813**	**47 529**
Mesleki ve Teknik Anadolu Lisesi (9-10-11. Sınıf)	2 443	1 108 918	626 407	482 511	109 527	55 714	53 813	47 529
Endüstri Meslek Lisesi	-	112 202	99 360	12 842	-	-	-	-
Anadolu Teknik Lisesi	-	6 464	5 294	1 170	-	-	-	-
Anadolu Meslek Lisesi	-	6 690	1 847	4 843	-	-	-	-
Anadolu Denizcilik Meslek Lisesi	-	1 755	1 568	187	-	-	-	-
Denizcilik Meslek Lisesi	-	77	75	2	-	-	-	-
Anadolu Tapu Kadastro Meslek Lisesi	-	65	40	25	-	-	-	-
Tarım Meslek Lisesi	-	1 119	787	332	-	-	-	-
Kız Meslek Lisesi	-	53 281	1 337	51 944	-	-	-	-
Meslek Lisesi	-	13 733	2 387	11 346	-	-	-	-
Anadolu Kız Meslek Lisesi	-	62		62	-	-	-	-
Ticaret Meslek Lisesi	-	49 160	26 372	22 788	-	-	-	-
Anadolu Ticaret Meslek Lisesi	-	5 462	2 754	2 708	-	-	-	-
Anadolu Otelcilik ve Turizm Meslek Lisesi	-	8 202	5 679	2 523	-	-	-	-
Anadolu İletişim Meslek Lisesi	-	761	268	493	-	-	-	-
Adalet Meslek Lisesi	-	221	83	138	-	-	-	-
Anadolu Sağlık Meslek Lisesi	-	14 764	4 703	10 061	-	-	-	-
Sağlık Meslek Lisesi	-	27 784	8 880	18 904	-	-	-	-
Anadolu Meslek Programı	-	13 483	7 089	6 394	-	-	-	-
Çok Programlı Anadolu Lisesi Anatolian Multiprogram High School	**747**	**159 099**	**92 567**	**66 532**	**14 393**	**7 575**	**6 818**	**9 572**
Çok Programlı Anadolu Lisesi (9-10-11. Sınıf)	747	126 954	75 736	51 218	14 393	7 575	6 818	9 572
Çok Programlı Lise	-	32 145	16 831	15 314	-	-	-	-
Mesleki ve Teknik Eğitim Merkezi Vocational and Technical Training Center	**415**	**128 601**	**98 346**	**30 255**	**7 771**	**5 468**	**2 303**	**3 677**
Mesleki ve Teknik Eğitim Merkezi	91	32 934	24 991	7 943	3 195	1 965	1 230	1 629
Mesleki Eğitim Merkezi	324	95 667	73 355	22 312	4 576	3 503	1 073	2 048
Özel Eğitim ve Rehberlik Hizmetleri Genel Müdürlüğü (Resmi) General Directorate of Special Education and Guidance Services (Public)	**410**	**24 559**	**15 822**	**8 737**	**5 635**	**2 495**	**3 140**	**2 861**
Özel Eğitim Meslek Lisesi (İşitme Engelliler)	21	2 051	1 205	846	497	271	226	245
Özel Eğitim Meslek Lisesi (Ortopedik Engelliler)	2	103	62	41	37	20	17	14
Özel Eğitim Mesleki Eğitim Merkezi (Görme Engelliler-III. Kademe)	2	39	21	18	15	7	8	4
Özel Eğitim İş Uygulama Merkezi (III. Kademe)	242	10 059	6 510	3 549	2 511	1 063	1 448	1 499
Özel Eğitim Mesleki Eğitim Merkezi (Zihinsel Engelliler-III. Kademe)	143	12 307	8 024	4 283	2 575	1 134	1 441	1 099
Özel Öğretim Kurumları Genel Müdürlüğü (Özel) General Directorate of Private Education Institutions (Private)	**372**	**111 720**	**61 596**	**50 124**	**7 771**	**2 809**	**4 962**	**6 922**
Özel Türk Lisesi (Meslek) Private Turkish High School	**372**	**111 720**	**61 596**	**50 124**	**7 771**	**2 809**	**4 962**	**6 922**
Özel Eğitim İş Uygulama Merkezi (Okulu) (Zihinsel Engelliler- III.Kademe)	2	33	21	12	23	5	18	22
Özel Eğitim Mesleki Eğitim Merkezi (Okulu) (Zihinsel Engelliler- III.Kademe)	3	38	28	10	27	6	21	25
Özel Mesleki ve Teknik Anadolu Lisesi	367	111 649	61 547	50 102	7 721	2 798	4 923	6 875

Not 1. Açıköğretim öğrenci sayıları 2016-2017 eğitim öğretim yılı 1., 2. ve 3. dönem yeni kayıt yaptıran ve kayıt yenileyen aktif öğrencileri kapsar.

Note 1. The number of open education students include the active students who are new entrants or who have renewed registration as of 1., 2. and 3. semester in the educational year 2016-2017.

2. 01.05.2014 tarih ve 2014/8 sayılı genelge ile Mesleki ve Teknik Eğitim Genel Müdürlüğü'ne bağlı olarak faaliyet gösteren 22 okul türü 2014/'15 eğitim öğretim yılından itibaren 3 okul türü adı altında yeniden yapılandırılmıştır..

2. 22 school types dependent on General Directorate of Vocational and Technical Education were restructured under 3 school types as of 2014/'15 educational year according to the circular dated 01.05.2014 and numbered 2014/8.

2.10 Ortaöğretim kurumlarında okul türlerine göre okul, öğrenci, öğretmen ve derslik sayısı (devam)

Number of schools, students, teachers and classrooms in secondary education institutions by school type (continued)

[2016/'17 öğretim yılı - The educational year 2016/'17]

Okul Türleri (Type of school)	Okul/ Kurum School/ Institution	Öğrenci Sayısı Number of Students			Öğretmen Sayısı Number of Teachers			Derslik Classroom
		Toplam Total	Erkek Male	Kadın Female	Toplam Total	Erkek Male	Kadın Female	
Yükseköğretim ve Yurt Dışı Eğitim Genel Müdürlüğü General Directorate of Higher Education and Study Abroad	**12**	**538**	**188**	**350**	**-**	**-**	**-**	**56**
Müzik ve Sahne Sanatları Lisesi	12	538	188	350	-	-	-	56
Din Öğretimi Genel Müdürlüğü (Resmi) General Directorate of Religious Education (Public)	**1 452**	**645 318**	**284 218**	**361 100**	**40 891**	**20 719**	**20 172**	**30 203**
İmam Hatip Lisesi - Anadolu İmam Hatip Lisesi	1 441	503 978	230 911	273 067	40 733	20 619	20 114	29 921
Anadolu İmam Hatip Lisesi (Yabancı Uyruklular)	11	2 538	1 590	948	158	100	58	282
Açıköğretim İmam Hatip Lisesi	-	138 802	51 717	87 085	-	-	-	-

Not 1. Açıköğretim öğrenci sayıları 2016-2017 eğitim öğretim yılı 1., 2. ve 3. dönem yeni kayıt yaptıran ve kayıt yenileyen aktif öğrencileri kapsar.

2. 01.05.2014 tarih ve 2014/8 sayılı genelge ile Mesleki ve Teknik Eğitim Genel Müdürlüğü'ne bağlı olarak faaliyet gösteren 22 okul türü 2014/'15 eğitim öğretim yılından itibaren 3 okul türü adı altında yeniden yapılandırılmıştır..

Note 1. The number of open education students include the active students who are new entrants or who have renewed registration as of 1., 2. and 3. semester in the educational year 2016-2017.

2. 22 school types dependent on General Directorate of Vocational and Technical Education were restructured under 3 school types as of 2014/'15 educational year according to the circular dated 01.05.2014 and numbered 2014/8.

2.11 İstatistiki Bölge Birimleri Sınıflaması 3. düzey, ortaöğretimde resmi ve özel ayrımında yerleşim yeri, okul, öğrenci, öğretmen ve derslik sayısı

[2016/'17 öğretim yılı]

		Toplam - Total						Resmi			
			Öğrenci - Students						Öğrenci - Students		
İBBS 3. Düzey		Okul School	Toplam Total	Erkek Male	Kadın Female	Öğretmen[1] Teacher[1]	Derslik Classroom	Okul School	Toplam Total	Erkek Male	Kadın Female
TR Türkiye	**Toplam**	**11 076**	**5 849 970**	**3 126 022**	**2 723 948**	**333 040**	**189 751**	**8 458**	**3 780 552**	**1 938 803**	**1 841 749**
	Şehir	**10 864**	**5 815 561**	**3 106 991**	**2 708 570**	**329 909**	**187 525**	**8 255**	**3 747 226**	**1 920 454**	**1 826 772**
	Köy	**212**	**34 409**	**19 031**	**15 378**	**3 131**	**2 226**	**203**	**33 326**	**18 349**	**14 977**
Genel	**Toplam**	**5 225**	**3 136 440**	**1 632 329**	**1 504 111**	**147 052**	**88 931**	**2 979**	**1 537 036**	**704 449**	**832 587**
	Şehir	**5 174**	**3 126 746**	**1 627 680**	**1 499 066**	**146 244**	**88 381**	**2 935**	**1 528 007**	**700 173**	**827 834**
	Köy	**51**	**9 694**	**4 649**	**5 045**	**808**	**550**	**44**	**9 029**	**4 276**	**4 753**
Mesleki ve teknik	**Toplam**	**5 851**	**2 713 530**	**1 493 693**	**1 219 837**	**185 988**	**100 820**	**5 479**	**2 243 516**	**1 234 354**	**1 009 162**
	Şehir	**5 690**	**2 688 815**	**1 479 311**	**1 209 504**	**183 665**	**99 144**	**5 320**	**2 219 219**	**1 220 281**	**998 938**
	Köy	**161**	**24 715**	**14 382**	**10 333**	**2 323**	**1 676**	**159**	**24 297**	**14 073**	**10 224**
TR100 İstanbul	**Toplam**	**1 519**	**1 081 819**	**576 067**	**505 752**	**52 935**	**29 540**	**821**	**593 066**	**297 739**	**295 327**
	Şehir	1 519	1 081 819	576 067	505 752	52 935	29 540	821	593 066	297 739	295 327
	Köy	-	-	-	-	-	-	-	-	-	-
Genel	**Toplam**	**843**	**557 798**	**304 569**	**253 229**	**23 644**	**14 335**	**227**	**173 770**	**81 148**	**92 622**
	Şehir	843	557 798	304 569	253 229	23 644	14 335	227	173 770	81 148	92 622
	Köy	-	-	-	-	-	-	-	-	-	-
Mesleki ve teknik	**Toplam**	**676**	**524 021**	**271 498**	**252 523**	**29 291**	**15 205**	**594**	**419 296**	**216 591**	**202 705**
	Şehir	676	524 021	271 498	252 523	29 291	15 205	594	419 296	216 591	202 705
	Köy	-	-	-	-	-	-	-	-	-	-
TR211 Tekirdağ	**Toplam**	**123**	**64 015**	**34 365**	**29 650**	**3 562**	**2 228**	**92**	**41 090**	**21 631**	**19 459**
	Şehir	123	64 015	34 365	29 650	3 562	2 228	92	41 090	21 631	19 459
	Köy	-	-	-	-	-	-	-	-	-	-
Genel	**Toplam**	**54**	**36 031**	**18 226**	**17 805**	**1 645**	**983**	**29**	**17 989**	**8 194**	**9 795**
	Şehir	54	36 031	18 226	17 805	1 645	983	29	17 989	8 194	9 795
	Köy	-	-	-	-	-	-	-	-	-	-
Mesleki ve teknik	**Toplam**	**69**	**27 984**	**16 139**	**11 845**	**1 917**	**1 245**	**63**	**23 101**	**13 437**	**9 664**
	Şehir	69	27 984	16 139	11 845	1 917	1 245	63	23 101	13 437	9 664
	Köy	-	-	-	-	-	-	-	-	-	-
TR212 Edirne	**Toplam**	**67**	**19 681**	**10 388**	**9 293**	**1 708**	**898**	**55**	**14 742**	**7 670**	**7 072**
	Şehir	65	19 329	10 216	9 113	1 679	885	53	14 390	7 498	6 892
	Köy	2	352	172	180	29	13	2	352	172	180
Genel	**Toplam**	**30**	**11 742**	**5 627**	**6 115**	**859**	**444**	**19**	**7 614**	**3 366**	**4 248**
	Şehir	28	11 390	5 455	5 935	830	431	17	7 262	3 194	4 068
	Köy	2	352	172	180	29	13	2	352	172	180
Mesleki ve teknik	**Toplam**	**37**	**7 939**	**4 761**	**3 178**	**849**	**454**	**36**	**7 128**	**4 304**	**2 824**
	Şehir	37	7 939	4 761	3 178	849	454	36	7 128	4 304	2 824
	Köy	-	-	-	-	-	-	-	-	-	-
TR213 Kırklareli	**Toplam**	**56**	**18 765**	**10 169**	**8 596**	**1 313**	**773**	**50**	**14 183**	**7 472**	**6 711**
	Şehir	51	18 383	9 953	8 430	1 274	735	45	13 801	7 256	6 545
	Köy	5	382	216	166	39	38	5	382	216	166
Genel	**Toplam**	**25**	**11 203**	**5 588**	**5 615**	**647**	**366**	**20**	**7 542**	**3 443**	**4 099**
	Şehir	23	11 054	5 511	5 543	635	354	18	7 393	3 366	4 027
	Köy	2	149	77	72	12	12	2	149	77	72
Mesleki ve teknik	**Toplam**	**31**	**7 562**	**4 581**	**2 981**	**666**	**407**	**30**	**6 641**	**4 029**	**2 612**
	Şehir	28	7 329	4 442	2 887	639	381	27	6 408	3 890	2 518
	Köy	3	233	139	94	27	26	3	233	139	94
TR221 Balıkesir	**Toplam**	**176**	**74 279**	**39 711**	**34 568**	**5 241**	**2 567**	**145**	**53 383**	**28 468**	**24 915**
	Şehir	176	74 279	39 711	34 568	5 241	2 567	145	53 383	28 468	24 915
	Köy	-	-	-	-	-	-	-	-	-	-
Genel	**Toplam**	**78**	**39 494**	**19 446**	**20 048**	**2 263**	**1 251**	**50**	**22 344**	**9 950**	**12 394**
	Şehir	78	39 494	19 446	20 048	2 263	1 251	50	22 344	9 950	12 394
	Köy	-	-	-	-	-	-	-	-	-	-
Mesleki ve teknik	**Toplam**	**98**	**34 785**	**20 265**	**14 520**	**2 978**	**1 316**	**95**	**31 039**	**18 518**	**12 521**
	Şehir	98	34 785	20 265	14 520	2 978	1 316	95	31 039	18 518	12 521
	Köy	-	-	-	-	-	-	-	-	-	-
TR222 Çanakkale	**Toplam**	**94**	**26 885**	**14 197**	**12 688**	**2 239**	**1 299**	**85**	**20 423**	**10 783**	**9 640**
	Şehir	80	24 596	12 963	11 633	1 950	1 112	73	18 226	9 598	8 628
	Köy	14	2 289	1 234	1 055	289	187	12	2 197	1 185	1 012
Genel	**Toplam**	**38**	**15 885**	**7 544**	**8 341**	**993**	**578**	**31**	**10 369**	**4 591**	**5 778**
	Şehir	32	14 690	6 940	7 750	852	498	27	9 266	4 036	5 230
	Köy	6	1 195	604	591	141	80	4	1 103	555	548
Mesleki ve teknik	**Toplam**	**56**	**11 000**	**6 653**	**4 347**	**1 246**	**721**	**54**	**10 054**	**6 192**	**3 862**
	Şehir	48	9 906	6 023	3 883	1 098	614	46	8 960	5 562	3 398
	Köy	8	1 094	630	464	148	107	8	1 094	630	464

Not. Açıköğretim öğrenci sayıları 2016-2017 eğitim öğretim yılı 1., 2. ve 3. dönem yeni kayıt yaptıran ve kayıt yenileyen aktif öğrencileri kapsar.

(1) Toplam öğretmen, kadrolu ve sözleşmeli öğretmenleri kapsar.

2.11. Number of schools, students, teachers and classrooms in public and private secondary education institutions by settlement place according to Statistical Regions Level 3

[The educational year 2016/'17]

Public		Özel - Private						Açıköğretim lisesi Open secondary education				
			Öğrenci - Students					Öğrenci - Students				
Öğretmen[1] Teacher[1]	Derslik Classroom	Okul School	Toplam Total	Erkek Male	Kadın Female	Öğretmen[1] Teacher[1]	Derslik Classroom	Toplam Total	Erkek Male	Kadın Female		SR Level 3
280 471	**152 269**	**2 618**	**514 480**	**285 093**	**229 387**	**52 569**	**37 482**	**1 554 938**	**902 126**	**652 812**	**Total**	Turkey TR
277 450	**150 145**	**2 609**	**513 397**	**284 411**	**228 986**	**52 459**	**37 380**	**1 554 938**	**902 126**	**652 812**	**City**	
3 021	**2 124**	**9**	**1 083**	**682**	**401**	**110**	**102**	-	-	-	**Village**	
102 254	**58 371**	**2 246**	**402 760**	**223 497**	**179 263**	**44 798**	**30 560**	**1 196 644**	**704 383**	**492 261**	**Total**	General
101 528	**57 859**	**2 239**	**402 095**	**223 124**	**178 971**	**44 716**	**30 522**	**1 196 644**	**704 383**	**492 261**	City	
726	**512**	**7**	**665**	**373**	**292**	**82**	**38**	-	-	-	Village	
178 217	**93 898**	**372**	**111 720**	**61 596**	**50 124**	**7 771**	**6 922**	**358 294**	**197 743**	**160 551**	**Total**	Vocational and technical
175 922	**92 286**	**370**	**111 302**	**61 287**	**50 015**	**7 743**	**6 858**	**358 294**	**197 743**	**160 551**	City	
2 295	**1 612**	**2**	**418**	**309**	**109**	**28**	**64**	-	-	-	Village	
38 043	**19 219**	**698**	**151 172**	**84 380**	**66 792**	**14 892**	**10 321**	**337 581**	**193 948**	**143 633**	**Total**	İstanbul TR100
38 043	19 219	698	151 172	84 380	66 792	14 892	10 321	337 581	193 948	143 633	City	
-	-	-	-	-	-	-	-	-	-	-	Village	
10 527	**5 592**	**616**	**124 145**	**70 154**	**53 991**	**13 117**	**8 743**	**259 883**	**153 267**	**106 616**	**Total**	General
10 527	5 592	616	124 145	70 154	53 991	13 117	8 743	259 883	153 267	106 616	City	
-	-	-	-	-	-	-	-	-	-	-	Village	
27 516	**13 627**	**82**	**27 027**	**14 226**	**12 801**	**1 775**	**1 578**	**77 698**	**40 681**	**37 017**	**Total**	Vocational and technical
27 516	13 627	82	27 027	14 226	12 801	1 775	1 578	77 698	40 681	37 017	City	
-	-	-	-	-	-	-	-	-	-	-	Village	
2 993	**1 765**	**31**	**5 732**	**3 068**	**2 664**	**569**	**463**	**17 193**	**9 666**	**7 527**	**Total**	Tekirdağ TR21
2 993	1 765	31	5 732	3 068	2 664	569	463	17 193	9 666	7 527	City	
-	-	-	-	-	-	-	-	-	-	-	Village	
1 229	**686**	**25**	**3 633**	**1 970**	**1 663**	**416**	**297**	**14 409**	**8 062**	**6 347**	**Total**	General
1 229	686	25	3 633	1 970	1 663	416	297	14 409	8 062	6 347	City	
-	-	-	-	-	-	-	-	-	-	-	Village	
1 764	**1 079**	**6**	**2 099**	**1 098**	**1 001**	**153**	**166**	**2 784**	**1 604**	**1 180**	**Total**	Vocational and technical
1 764	1 079	6	2 099	1 098	1 001	153	166	2 784	1 604	1 180	City	
-	-	-	-	-	-	-	-	-	-	-	Village	
1 463	**798**	**12**	**1 558**	**786**	**772**	**245**	**100**	**3 381**	**1 932**	**1 449**	**Total**	Edirne TR212
1 434	785	12	1 558	786	772	245	100	3 381	1 932	1 449	City	
29	13	-	-	-	-	-	-	-	-	-	Village	
633	**354**	**11**	**1 401**	**707**	**694**	**226**	**90**	**2 727**	**1 554**	**1 173**	**Total**	General
604	341	11	1 401	707	694	226	90	2 727	1 554	1 173	City	
29	13	-	-	-	-	-	-	-	-	-	Village	
830	**444**	**1**	**157**	**79**	**78**	**19**	**10**	**654**	**378**	**276**	**Total**	Vocational and technical
830	444	1	157	79	78	19	10	654	378	276	City	
-	-	-	-	-	-	-	-	-	-	-	Village	
1 186	**672**	**6**	**953**	**467**	**486**	**127**	**101**	**3 629**	**2 230**	**1 399**	**Total**	Kırklareli TR213
1 147	634	6	953	467	486	127	101	3 629	2 230	1 399	City	
39	38	-	-	-	-	-	-	-	-	-	Village	
539	**319**	**5**	**665**	**357**	**308**	**108**	**47**	**2 996**	**1 788**	**1 208**	**Total**	General
527	307	5	665	357	308	108	47	2 996	1 788	1 208	City	
12	12	-	-	-	-	-	-	-	-	-	Village	
647	**353**	**1**	**288**	**110**	**178**	**19**	**54**	**633**	**442**	**191**	**Total**	Vocational and technical
620	327	1	288	110	178	19	54	633	442	191	City	
27	26	-	-	-	-	-	-	-	-	-	Village	
4 632	**2 255**	**31**	**4 552**	**2 352**	**2 200**	**609**	**312**	**16 344**	**8 891**	**7 453**	**Total**	Balıkesir TR221
4 632	2 255	31	4 552	2 352	2 200	609	312	16 344	8 891	7 453	City	
-	-	-	-	-	-	-	-	-	-	-	Village	
1 699	**961**	**28**	**3 962**	**2 105**	**1 857**	**564**	**290**	**13 188**	**7 391**	**5 797**	**Total**	General
1 699	961	28	3 962	2 105	1 857	564	290	13 188	7 391	5 797	City	
-	-	-	-	-	-	-	-	-	-	-	Village	
2 933	**1 294**	**3**	**590**	**247**	**343**	**45**	**22**	**3 156**	**1 500**	**1 656**	**Total**	Vocational and technical
2 933	1 294	3	590	247	343	45	22	3 156	1 500	1 656	City	
-	-	-	-	-	-	-	-	-	-	-	Village	
2 072	**1 159**	**9**	**1 313**	**649**	**664**	**167**	**140**	**5 149**	**2 765**	**2 384**	**Total**	Çanakkale TR222
1 816	999	7	1 221	600	621	134	113	5 149	2 765	2 384	City	
256	160	2	92	49	43	33	27	-	-	-	Village	
856	**464**	**7**	**1 063**	**533**	**530**	**137**	**114**	**4 453**	**2 420**	**2 033**	**Total**	General
748	411	5	971	484	487	104	87	4 453	2 420	2 033	City	
108	53	2	92	49	43	33	27	-	-	-	Village	
1 216	**695**	**2**	**250**	**116**	**134**	**30**	**26**	**696**	**345**	**351**	**Total**	Vocational and technical
1 068	588	2	250	116	134	30	26	696	345	351	City	
148	107	-	-	-	-	-	-	-	-	-	Village	

Note. The number of open education students include the active students who are new entrants or who have renewed registration as of 1., 2. and 3. semester in the educational year 2016-2017.

(1) Total of teachers includes permanent and contractual teaching staff.

2.11 İstatistiki Bölge Birimleri Sınıflaması 3. düzey, ortaöğretimde resmi ve özel ayrımında yerleşim yeri, okul, öğrenci, öğretmen ve derslik sayısı (devam)

[2016/'17 öğretim yılı]

		Toplam - Total						Resmi			
			Öğrenci - Students						Öğrenci - Students		
İBBS 3. Düzey		Okul School	Toplam Total	Erkek Male	Kadın Female	Öğretmen[1] Teacher[1]	Derslik Classroom	Okul School	Toplam Total	Erkek Male	Kadın Female
TR310 İzmir	**Toplam**	**478**	**270 897**	**145 236**	**125 661**	**16 714**	**8 530**	**341**	**170 749**	**88 267**	**82 482**
	Şehir	478	270 897	145 236	125 661	16 714	8 530	341	170 749	88 267	82 482
	Köy	-	-	-	-	-	-	-	-	-	-
Genel	**Toplam**	**247**	**151 883**	**77 739**	**74 144**	**7 617**	**4 242**	**128**	**72 766**	**32 487**	**40 279**
	Şehir	247	151 883	77 739	74 144	7 617	4 242	128	72 766	32 487	40 279
	Köy	-	-	-	-	-	-	-	-	-	-
Mesleki ve teknik	**Toplam**	**231**	**119 014**	**67 497**	**51 517**	**9 097**	**4 288**	**213**	**97 983**	**55 780**	**42 203**
	Şehir	231	119 014	67 497	51 517	9 097	4 288	213	97 983	55 780	42 203
	Köy	-	-	-	-	-	-	-	-	-	-
TR321 Aydın	**Toplam**	**157**	**67 622**	**36 626**	**30 996**	**4 700**	**2 615**	**121**	**46 195**	**24 523**	**21 672**
	Şehir	157	67 622	36 626	30 996	4 700	2 615	121	46 195	24 523	21 672
	Köy	-	-	-	-	-	-	-	-	-	-
Genel	**Toplam**	**79**	**40 127**	**20 245**	**19 882**	**2 292**	**1 359**	**46**	**21 640**	**9 458**	**12 182**
	Şehir	79	40 127	20 245	19 882	2 292	1 359	46	21 640	9 458	12 182
	Köy	-	-	-	-	-	-	-	-	-	-
Mesleki ve teknik	**Toplam**	**78**	**27 495**	**16 381**	**11 114**	**2 408**	**1 256**	**75**	**24 555**	**15 065**	**9 490**
	Şehir	78	27 495	16 381	11 114	2 408	1 256	75	24 555	15 065	9 490
	Köy	-	-	-	-	-	-	-	-	-	-
TR322 Denizli	**Toplam**	**155**	**68 167**	**36 025**	**32 142**	**4 646**	**2 656**	**118**	**48 481**	**25 007**	**23 474**
	Şehir	155	68 167	36 025	32 142	4 646	2 656	118	48 481	25 007	23 474
	Köy	-	-	-	-	-	-	-	-	-	-
Genel	**Toplam**	**75**	**37 144**	**18 602**	**18 542**	**2 076**	**1 244**	**42**	**20 192**	**8 932**	**11 260**
	Şehir	75	37 144	18 602	18 542	2 076	1 244	42	20 192	8 932	11 260
	Köy	-	-	-	-	-	-	-	-	-	-
Mesleki ve teknik	**Toplam**	**80**	**31 023**	**17 423**	**13 600**	**2 570**	**1 412**	**76**	**28 289**	**16 075**	**12 214**
	Şehir	80	31 023	17 423	13 600	2 570	1 412	76	28 289	16 075	12 214
	Köy	-	-	-	-	-	-	-	-	-	-
TR323 Muğla	**Toplam**	**148**	**57 550**	**31 664**	**25 886**	**4 086**	**2 224**	**111**	**36 576**	**19 344**	**17 232**
	Şehir	148	57 550	31 664	25 886	4 086	2 224	111	36 576	19 344	17 232
	Köy	-	-	-	-	-	-	-	-	-	-
Genel	**Toplam**	**76**	**36 372**	**18 851**	**17 521**	**2 029**	**1 226**	**42**	**18 097**	**8 048**	**10 049**
	Şehir	76	36 372	18 851	17 521	2 029	1 226	42	18 097	8 048	10 049
	Köy	-	-	-	-	-	-	-	-	-	-
Mesleki ve teknik	**Toplam**	**72**	**21 178**	**12 813**	**8 365**	**2 057**	**998**	**69**	**18 479**	**11 296**	**7 183**
	Şehir	72	21 178	12 813	8 365	2 057	998	69	18 479	11 296	7 183
	Köy	-	-	-	-	-	-	-	-	-	-
TR331 Manisa	**Toplam**	**190**	**90 778**	**48 797**	**41 981**	**5 646**	**3 093**	**159**	**65 354**	**34 447**	**30 907**
	Şehir	190	90 778	48 797	41 981	5 646	3 093	159	65 354	34 447	30 907
	Köy	-	-	-	-	-	-	-	-	-	-
Genel	**Toplam**	**90**	**45 274**	**22 036**	**23 238**	**2 336**	**1 377**	**63**	**25 554**	**11 061**	**14 493**
	Şehir	90	45 274	22 036	23 238	2 336	1 377	63	25 554	11 061	14 493
	Köy	-	-	-	-	-	-	-	-	-	-
Mesleki ve teknik	**Toplam**	**100**	**45 504**	**26 761**	**18 743**	**3 310**	**1 716**	**96**	**39 800**	**23 386**	**16 414**
	Şehir	100	45 504	26 761	18 743	3 310	1 716	96	39 800	23 386	16 414
	Köy	-	-	-	-	-	-	-	-	-	-
TR332 Afyonkarahisar	**Toplam**	**136**	**48 939**	**26 041**	**22 898**	**3 042**	**1 949**	**125**	**33 099**	**16 925**	**16 174**
	Şehir	123	47 875	25 396	22 479	2 906	1 822	113	32 170	16 346	15 824
	Köy	13	1 064	645	419	136	127	12	929	579	350
Genel	**Toplam**	**46**	**26 011**	**13 127**	**12 884**	**1 137**	**732**	**39**	**13 786**	**5 827**	**7 959**
	Şehir	46	26 011	13 127	12 884	1 137	732	39	13 786	5 827	7 959
	Köy	-	-	-	-	-	-	-	-	-	-
Mesleki ve teknik	**Toplam**	**90**	**22 928**	**12 914**	**10 014**	**1 905**	**1 217**	**86**	**19 313**	**11 098**	**8 215**
	Şehir	77	21 864	12 269	9 595	1 769	1 090	74	18 384	10 519	7 865
	Köy	13	1 064	645	419	136	127	12	929	579	350
TR333 Kütahya	**Toplam**	**101**	**37 851**	**19 531**	**18 320**	**2 313**	**1 466**	**96**	**27 606**	**14 406**	**13 200**
	Şehir	97	37 243	19 170	18 073	2 233	1 419	92	26 998	14 045	12 953
	Köy	4	608	361	247	80	47	4	608	361	247
Genel	**Toplam**	**37**	**20 378**	**9 866**	**10 512**	**906**	**640**	**32**	**11 860**	**5 529**	**6 331**
	Şehir	37	20 378	9 866	10 512	906	640	32	11 860	5 529	6 331
	Köy	-	-	-	-	-	-	-	-	-	-
Mesleki ve teknik	**Toplam**	**64**	**17 473**	**9 665**	**7 808**	**1 407**	**826**	**64**	**15 746**	**8 877**	**6 869**
	Şehir	60	16 865	9 304	7 561	1 327	779	60	15 138	8 516	6 622
	Köy	4	608	361	247	80	47	4	608	361	247

Not. Açıköğretim öğrenci sayıları 2016-2017 eğitim öğretim yılı 1., 2. ve 3. dönem yeni kayıt yaptıran ve kayıt yenileyen aktif öğrencileri kapsar.

(1) Toplam öğretmen, kadrolu ve sözleşmeli öğretmenleri kapsar.

2.11. Number of schools, students, teachers and classrooms in public and private secondary education institutions by settlement place according to Statistical Regions Level 3 (continued)

[The educational year 2016/'17]

Public		Özel - Private						Açıköğretim lisesi Open secondary education				
			Öğrenci - Students					Öğrenci - Students				
Öğretmen[1] Teacher[1]	Derslik Classroom	Okul School	Toplam Total	Erkek Male	Kadın Female	Öğretmen[1] Teacher[1]	Derslik Classroom	Toplam Total	Erkek Male	Kadın Female		SR Level 3
13 808	**6 378**	**137**	**24 471**	**12 395**	**12 076**	**2 906**	**2 152**	**75 677**	**44 574**	**31 103**	**Total**	İzmir TR310
13 808	6 378	137	24 471	12 395	12 076	2 906	2 152	75 677	44 574	31 103	City	
-	-	-	-	-	-	-	-	-	-	-	Village	
5 103	**2 589**	**119**	**19 016**	**9 779**	**9 237**	**2 514**	**1 653**	**60 101**	**35 473**	**24 628**	**Total**	General
5 103	2 589	119	19 016	9 779	9 237	2 514	1 653	60 101	35 473	24 628	City	
-	-	-	-	-	-	-	-	-	-	-	Village	
8 705	**3 789**	**18**	**5 455**	**2 616**	**2 839**	**392**	**499**	**15 576**	**9 101**	**6 475**	**Total**	Vocational and technical
8 705	3 789	18	5 455	2 616	2 839	392	499	15 576	9 101	6 475	City	
-	-	-	-	-	-	-	-	-	-	-	Village	
4 045	**2 152**	**36**	**5 801**	**2 898**	**2 903**	**655**	**463**	**15 626**	**9 205**	**6 421**	**Total**	Aydın TR321
4 045	2 152	36	5 801	2 898	2 903	655	463	15 626	9 205	6 421	City	
-	-	-	-	-	-	-	-	-	-	-	Village	
1 693	**957**	**33**	**4 763**	**2 493**	**2 270**	**599**	**402**	**13 724**	**8 294**	**5 430**	**Total**	General
1 693	957	33	4 763	2 493	2 270	599	402	13 724	8 294	5 430	City	
-	-	-	-	-	-	-	-	-	-	-	Village	
2 352	**1 195**	**3**	**1 038**	**405**	**633**	**56**	**61**	**1 902**	**911**	**991**	**Total**	Vocational and technical
2 352	1 195	3	1 038	405	633	56	61	1 902	911	991	City	
-	-	-	-	-	-	-	-	-	-	-	Village	
3 964	**2 206**	**37**	**5 635**	**2 786**	**2 849**	**682**	**450**	**14 051**	**8 232**	**5 819**	**Total**	Denizli TR322
3 964	2 206	37	5 635	2 786	2 849	682	450	14 051	8 232	5 819	City	
-	-	-	-	-	-	-	-	-	-	-	Village	
1 463	**875**	**33**	**4 355**	**2 169**	**2 186**	**613**	**369**	**12 597**	**7 501**	**5 096**	**Total**	General
1 463	875	33	4 355	2 169	2 186	613	369	12 597	7 501	5 096	City	
-	-	-	-	-	-	-	-	-	-	-	Village	
2 501	**1 331**	**4**	**1 280**	**617**	**663**	**69**	**81**	**1 454**	**731**	**723**	**Total**	Vocational and technical
2 501	1 331	4	1 280	617	663	69	81	1 454	731	723	City	
-	-	-	-	-	-	-	-	-	-	-	Village	
3 402	**1 771**	**37**	**4 976**	**2 440**	**2 536**	**684**	**453**	**15 998**	**9 880**	**6 118**	**Total**	Muğla TR323
3 402	1 771	37	4 976	2 440	2 536	684	453	15 998	9 880	6 118	City	
-	-	-	-	-	-	-	-	-	-	-	Village	
1 413	**809**	**34**	**4 476**	**2 244**	**2 232**	**616**	**417**	**13 799**	**8 559**	**5 240**	**Total**	General
1 413	809	34	4 476	2 244	2 232	616	417	13 799	8 559	5 240	City	
-	-	-	-	-	-	-	-	-	-	-	Village	
1 989	**962**	**3**	**500**	**196**	**304**	**68**	**36**	**2 199**	**1 321**	**878**	**Total**	Vocational and technical
1 989	962	3	500	196	304	68	36	2 199	1 321	878	City	
-	-	-	-	-	-	-	-	-	-	-	Village	
5 013	**2 725**	**31**	**5 589**	**3 267**	**2 322**	**633**	**368**	**19 835**	**11 083**	**8 752**	**Total**	Manisa TR331
5 013	2 725	31	5 589	3 267	2 322	633	368	19 835	11 083	8 752	City	
-	-	-	-	-	-	-	-	-	-	-	Village	
1 832	**1 079**	**27**	**4 214**	**2 187**	**2 027**	**504**	**298**	**15 506**	**8 788**	**6 718**	**Total**	General
1 832	1 079	27	4 214	2 187	2 027	504	298	15 506	8 788	6 718	City	
-	-	-	-	-	-	-	-	-	-	-	Village	
3 181	**1 646**	**4**	**1 375**	**1 080**	**295**	**129**	**70**	**4 329**	**2 295**	**2 034**	**Total**	Vocational and technical
3 181	1 646	4	1 375	1 080	295	129	70	4 329	2 295	2 034	City	
-	-	-	-	-	-	-	-	-	-	-	Village	
2 859	**1 703**	**11**	**2 958**	**1 855**	**1 103**	**183**	**246**	**12 882**	**7 261**	**5 621**	**Total**	Afyonkarahisar TR332
2 733	1 612	10	2 823	1 789	1 034	173	210	12 882	7 261	5 621	City	
126	91	1	135	66	69	10	36	-	-	-	Village	
1 009	**580**	**7**	**1 109**	**630**	**479**	**128**	**152**	**11 116**	**6 670**	**4 446**	**Total**	General
1 009	580	7	1 109	630	479	128	152	11 116	6 670	4 446	City	
-	-	-	-	-	-	-	-	-	-	-	Village	
1 850	**1 123**	**4**	**1 849**	**1 225**	**624**	**55**	**94**	**1 766**	**591**	**1 175**	**Total**	Vocational and technical
1 724	1 032	3	1 714	1 159	555	45	58	1 766	591	1 175	City	
126	91	1	135	66	69	10	36	-	-	-	Village	
2 213	**1 383**	**5**	**799**	**466**	**333**	**100**	**83**	**9 446**	**4 659**	**4 787**	**Total**	Kütahya TR333
2 133	1 336	5	799	466	333	100	83	9 446	4 659	4 787	City	
80	47	-	-	-	-	-	-	-	-	-	Village	
806	**557**	**5**	**799**	**466**	**333**	**100**	**83**	**7 719**	**3 871**	**3 848**	**Total**	General
806	557	5	799	466	333	100	83	7 719	3 871	3 848	City	
-	-	-	-	-	-	-	-	-	-	-	Village	
1 407	**826**	-	-	-	-	-	-	**1 727**	**788**	**939**	**Total**	Vocational and technical
1 327	779	-	-	-	-	-	-	1 727	788	939	City	
80	47	-	-	-	-	-	-	-	-	-	Village	

Note. The number of open education students include the active students who are new entrants or who have renewed registration as of 1., 2. and 3. semester in the educational year 2016-2017.

(1) Total of teachers includes permanent and contractual teaching staff.

2.11 İstatistiki Bölge Birimleri Sınıflaması 3. düzey, ortaöğretimde resmi ve özel ayrımında yerleşim yeri, okul, öğrenci, öğretmen ve derslik sayısı (devam)

[2016/'17 öğretim yılı]

		Toplam - Total						Resmi			
			Öğrenci - Students						Öğrenci - Students		
İBBS 3. Düzey		Okul School	Toplam Total	Erkek Male	Kadın Female	Öğretmen[1] Teacher[1]	Derslik Classroom	Okul School	Toplam Total	Erkek Male	Kadın Female
TR334 Uşak	**Toplam**	**55**	**23 974**	**12 536**	**11 438**	**1 375**	**900**	**50**	**17 545**	**9 122**	**8 423**
	Şehir	55	23 974	12 536	11 438	1 375	900	50	17 545	9 122	8 423
	Köy	-	-	-	-	-	-	-	-	-	-
Genel	**Toplam**	**26**	**14 481**	**6 982**	**7 499**	**715**	**504**	**21**	**8 799**	**3 887**	**4 912**
	Şehir	26	14 481	6 982	7 499	715	504	21	8 799	3 887	4 912
	Köy	-	-	-	-	-	-	-	-	-	-
Mesleki ve teknik	**Toplam**	**29**	**9 493**	**5 554**	**3 939**	**660**	**396**	**29**	**8 746**	**5 235**	**3 511**
	Şehir	29	9 493	5 554	3 939	660	396	29	8 746	5 235	3 511
	Köy	-	-	-	-	-	-	-	-	-	-
TR411 Bursa	**Toplam**	**350**	**196 211**	**103 745**	**92 466**	**12 205**	**6 514**	**241**	**131 814**	**69 014**	**62 800**
	Şehir	350	196 211	103 745	92 466	12 205	6 514	241	131 814	69 014	62 800
	Köy	-	-	-	-	-	-	-	-	-	-
Genel	**Toplam**	**169**	**92 947**	**46 368**	**46 579**	**4 880**	**2 906**	**72**	**45 726**	**21 465**	**24 261**
	Şehir	169	92 947	46 368	46 579	4 880	2 906	72	45 726	21 465	24 261
	Köy	-	-	-	-	-	-	-	-	-	-
Mesleki ve teknik	**Toplam**	**181**	**103 264**	**57 377**	**45 887**	**7 325**	**3 608**	**169**	**86 088**	**47 549**	**38 539**
	Şehir	181	103 264	57 377	45 887	7 325	3 608	169	86 088	47 549	38 539
	Köy	-	-	-	-	-	-	-	-	-	-
TR412 Eskişehir	**Toplam**	**116**	**52 949**	**27 320**	**25 629**	**4 028**	**2 031**	**91**	**35 563**	**18 477**	**17 086**
	Şehir	116	52 949	27 320	25 629	4 028	2 031	91	35 563	18 477	17 086
	Köy	-	-	-	-	-	-	-	-	-	-
Genel	**Toplam**	**64**	**31 480**	**14 442**	**17 038**	**1 979**	**1 112**	**41**	**18 113**	**7 890**	**10 223**
	Şehir	64	31 480	14 442	17 038	1 979	1 112	41	18 113	7 890	10 223
	Köy	-	-	-	-	-	-	-	-	-	-
Mesleki ve teknik	**Toplam**	**52**	**21 469**	**12 878**	**8 591**	**2 049**	**919**	**50**	**17 450**	**10 587**	**6 863**
	Şehir	52	21 469	12 878	8 591	2 049	919	50	17 450	10 587	6 863
	Köy	-	-	-	-	-	-	-	-	-	-
TR413 Bilecik	**Toplam**	**47**	**14 415**	**7 737**	**6 678**	**931**	**587**	**43**	**10 951**	**5 758**	**5 193**
	Şehir	47	14 415	7 737	6 678	931	587	43	10 951	5 758	5 193
	Köy	-	-	-	-	-	-	-	-	-	-
Genel	**Toplam**	**16**	**6 607**	**3 287**	**3 320**	**341**	**222**	**12**	**3 655**	**1 595**	**2 060**
	Şehir	16	6 607	3 287	3 320	341	222	12	3 655	1 595	2 060
	Köy	-	-	-	-	-	-	-	-	-	-
Mesleki ve teknik	**Toplam**	**31**	**7 808**	**4 450**	**3 358**	**590**	**365**	**31**	**7 296**	**4 163**	**3 133**
	Şehir	31	7 808	4 450	3 358	590	365	31	7 296	4 163	3 133
	Köy	-	-	-	-	-	-	-	-	-	-
TR421 Kocaeli	**Toplam**	**219**	**142 837**	**75 352**	**67 485**	**7 724**	**4 305**	**164**	**90 534**	**46 369**	**44 165**
	Şehir	219	142 837	75 352	67 485	7 724	4 305	164	90 534	46 369	44 165
	Köy	-	-	-	-	-	-	-	-	-	-
Genel	**Toplam**	**108**	**72 367**	**36 602**	**35 765**	**3 423**	**2 016**	**65**	**38 860**	**18 198**	**20 662**
	Şehir	108	72 367	36 602	35 765	3 423	2 016	65	38 860	18 198	20 662
	Köy	-	-	-	-	-	-	-	-	-	-
Mesleki ve teknik	**Toplam**	**111**	**70 470**	**38 750**	**31 720**	**4 301**	**2 289**	**99**	**51 674**	**28 171**	**23 503**
	Şehir	111	70 470	38 750	31 720	4 301	2 289	99	51 674	28 171	23 503
	Köy	-	-	-	-	-	-	-	-	-	-
TR422 Sakarya	**Toplam**	**122**	**72 533**	**37 180**	**35 353**	**3 607**	**1 963**	**103**	**48 649**	**25 029**	**23 620**
	Şehir	122	72 533	37 180	35 353	3 607	1 963	103	48 649	25 029	23 620
	Köy	-	-	-	-	-	-	-	-	-	-
Genel	**Toplam**	**56**	**34 745**	**15 916**	**18 829**	**1 585**	**949**	**40**	**20 619**	**9 266**	**11 353**
	Şehir	56	34 745	15 916	18 829	1 585	949	40	20 619	9 266	11 353
	Köy	-	-	-	-	-	-	-	-	-	-
Mesleki ve teknik	**Toplam**	**66**	**37 788**	**21 264**	**16 524**	**2 022**	**1 014**	**63**	**28 030**	**15 763**	**12 267**
	Şehir	66	37 788	21 264	16 524	2 022	1 014	63	28 030	15 763	12 267
	Köy	-	-	-	-	-	-	-	-	-	-
TR423 Düzce	**Toplam**	**53**	**26 485**	**13 621**	**12 864**	**1 535**	**850**	**46**	**18 614**	**9 612**	**9 002**
	Şehir	51	26 112	13 411	12 701	1 497	839	45	18 315	9 447	8 868
	Köy	2	373	210	163	38	11	1	299	165	134
Genel	**Toplam**	**21**	**12 156**	**5 828**	**6 328**	**617**	**320**	**15**	**7 235**	**3 257**	**3 978**
	Şehir	20	12 082	5 783	6 299	604	320	15	7 235	3 257	3 978
	Köy	1	74	45	29	13	-	-	-	-	-
Mesleki ve teknik	**Toplam**	**32**	**14 329**	**7 793**	**6 536**	**918**	**530**	**31**	**11 379**	**6 355**	**5 024**
	Şehir	31	14 030	7 628	6 402	893	519	30	11 080	6 190	4 890
	Köy	1	299	165	134	25	11	1	299	165	134

Not. Açıköğretim öğrenci sayıları 2016-2017 eğitim öğretim yılı 1., 2. ve 3. dönem yeni kayıt yaptıran ve kayıt yenileyen aktif öğrencileri kapsar.

(1) Toplam öğretmen, kadrolu ve sözleşmeli öğretmenleri kapsar.

2.11. Number of schools, students, teachers and classrooms in public and private secondary education institutions by settlement place according to Statististical Regions Level 3 (continued)

[The educational year 2016/'17]

Public		Özel - Private						Açıköğretim lisesi Open secondary education				
			Öğrenci - Students					Öğrenci - Students				
Öğretmen[1] Teacher[1]	**Derslik** Classroom	**Okul** School	**Toplam** Total	**Erkek** Male	**Kadın** Female	**Öğretmen**[1] Teacher[1]	**Derslik** Classroom	**Toplam** Total	**Erkek** Male	**Kadın** Female		SR Level 3
1 328	**806**	**5**	**973**	**530**	**443**	**47**	**94**	**5 456**	**2 884**	**2 572**	**Total**	Uşak TR334
1 328	806	5	973	530	443	47	94	5 456	2 884	2 572	City	
-	-	-	-	-	-	-	-	-	-	-	Village	
668	**410**	**5**	**973**	**530**	**443**	**47**	**94**	**4 709**	**2 565**	**2 144**	**Total**	General
668	410	5	973	530	443	47	94	4 709	2 565	2 144	City	
-	-	-	-	-	-	-	-	-	-	-	Village	
660	**396**	-	-	-	-	-	-	**747**	**319**	**428**	**Total**	Vocational and technical
660	396	-	-	-	-	-	-	747	319	428	City	
-	-	-	-	-	-	-	-	-	-	-	Village	
10 016	**5 020**	**109**	**18 242**	**9 526**	**8 716**	**2 189**	**1 494**	**46 155**	**25 205**	**20 950**	**Total**	Bursa TR411
10 016	5 020	109	18 242	9 526	8 716	2 189	1 494	46 155	25 205	20 950	City	
-	-	-	-	-	-	-	-	-	-	-	Village	
2 882	**1 597**	**97**	**15 564**	**8 343**	**7 221**	**1 998**	**1 309**	**31 657**	**16 560**	**15 097**	**Total**	General
2 882	1 597	97	15 564	8 343	7 221	1 998	1 309	31 657	16 560	15 097	City	
-	-	-	-	-	-	-	-	-	-	-	Village	
7 134	**3 423**	**12**	**2 678**	**1 183**	**1 495**	**191**	**185**	**14 498**	**8 645**	**5 853**	**Total**	Vocational and technical
7 134	3 423	12	2 678	1 183	1 495	191	185	14 498	8 645	5 853	City	
-	-	-	-	-	-	-	-	-	-	-	Village	
3 470	**1 662**	**25**	**5 802**	**2 843**	**2 959**	**558**	**369**	**11 584**	**6 000**	**5 584**	**Total**	Eskişehir TR412
3 470	1 662	25	5 802	2 843	2 959	558	369	11 584	6 000	5 584	City	
-	-	-	-	-	-	-	-	-	-	-	Village	
1 477	**800**	**23**	**4 863**	**2 479**	**2 384**	**502**	**312**	**8 504**	**4 073**	**4 431**	**Total**	General
1 477	800	23	4 863	2 479	2 384	502	312	8 504	4 073	4 431	City	
-	-	-	-	-	-	-	-	-	-	-	Village	
1 993	**862**	**2**	**939**	**364**	**575**	**56**	**57**	**3 080**	**1 927**	**1 153**	**Total**	Vocational and technical
1 993	862	2	939	364	575	56	57	3 080	1 927	1 153	City	
-	-	-	-	-	-	-	-	-	-	-	Village	
856	**544**	**4**	**548**	**298**	**250**	**75**	**43**	**2 916**	**1 681**	**1 235**	**Total**	Bilecik TR413
856	544	4	548	298	250	75	43	2 916	1 681	1 235	City	
-	-	-	-	-	-	-	-	-	-	-	Village	
266	**179**	**4**	**548**	**298**	**250**	**75**	**43**	**2 404**	**1 394**	**1 010**	**Total**	General
266	179	4	548	298	250	75	43	2 404	1 394	1 010	City	
-	-	-	-	-	-	-	-	-	-	-	Village	
590	**365**	-	-	-	-	-	-	**512**	**287**	**225**	**Total**	Vocational and technical
590	365	-	-	-	-	-	-	512	287	225	City	
-	-	-	-	-	-	-	-	-	-	-	Village	
6 535	**3 525**	**55**	**10 139**	**5 277**	**4 862**	**1 189**	**780**	**42 164**	**23 706**	**18 458**	**Total**	Kocaeli TR421
6 535	3 525	55	10 139	5 277	4 862	1 189	780	42 164	23 706	18 458	City	
-	-	-	-	-	-	-	-	-	-	-	Village	
2 529	**1 433**	**43**	**6 571**	**3 652**	**2 919**	**894**	**583**	**26 936**	**14 752**	**12 184**	**Total**	General
2 529	1 433	43	6 571	3 652	2 919	894	583	26 936	14 752	12 184	City	
-	-	-	-	-	-	-	-	-	-	-	Village	
4 006	**2 092**	**12**	**3 568**	**1 625**	**1 943**	**295**	**197**	**15 228**	**8 954**	**6 274**	**Total**	Vocational and technical
4 006	2 092	12	3 568	1 625	1 943	295	197	15 228	8 954	6 274	City	
-	-	-	-	-	-	-	-	-	-	-	Village	
3 184	**1 670**	**19**	**4 131**	**2 099**	**2 032**	**423**	**293**	**19 753**	**10 052**	**9 701**	**Total**	Sakarya TR422
3 184	1 670	19	4 131	2 099	2 032	423	293	19 753	10 052	9 701	City	
-	-	-	-	-	-	-	-	-	-	-	Village	
1 228	**718**	**16**	**3 091**	**1 671**	**1 420**	**357**	**231**	**11 035**	**4 979**	**6 056**	**Total**	General
1 228	718	16	3 091	1 671	1 420	357	231	11 035	4 979	6 056	City	
-	-	-	-	-	-	-	-	-	-	-	Village	
1 956	**952**	**3**	**1 040**	**428**	**612**	**66**	**62**	**8 718**	**5 073**	**3 645**	**Total**	Vocational and technical
1 956	952	3	1 040	428	612	66	62	8 718	5 073	3 645	City	
-	-	-	-	-	-	-	-	-	-	-	Village	
1 377	**765**	**7**	**1 393**	**721**	**672**	**158**	**85**	**6 478**	**3 288**	**3 190**	**Total**	Düzce TR423
1 352	754	6	1 319	676	643	145	85	6 478	3 288	3 190	City	
25	11	1	74	45	29	13	-	-	-	-	Village	
483	**261**	**6**	**917**	**508**	**409**	**134**	**59**	**4 004**	**2 063**	**1 941**	**Total**	General
483	261	5	843	463	380	121	59	4 004	2 063	1 941	City	
-	-	1	74	45	29	13	-	-	-	-	Village	
894	**504**	**1**	**476**	**213**	**263**	**24**	**26**	**2 474**	**1 225**	**1 249**	**Total**	Vocational and technical
869	493	1	476	213	263	24	26	2 474	1 225	1 249	City	
25	11	-	-	-	-	-	-	-	-	-	Village	

Note. The number of open education students include the active students who are new entrants or who have renewed registration as of 1., 2. and 3. semester in the educational year 2016-2017.

(1) Total of teachers includes permanent and contractual teaching staff.

2.11 İstatistiki Bölge Birimleri Sınıflaması 3. düzey, ortaöğretimde resmi ve özel ayrımında yerleşim yeri, okul, öğrenci, öğretmen ve derslik sayısı (devam)

[2016/'17 öğretim yılı]

		Toplam - Total						Resmi			
			Öğrenci - Students						Öğrenci - Students		
İBBS 3. Düzey		Okul School	Toplam Total	Erkek Male	Kadın Female	Öğretmen[1] Teacher[1]	Derslik Classroom	Okul School	Toplam Total	Erkek Male	Kadın Female
TR424 Bolu	**Toplam**	**52**	**20 255**	**11 298**	**8 957**	**1 448**	**806**	**46**	**15 208**	**8 635**	**6 573**
	Şehir	51	20 187	11 255	8 932	1 441	798	45	15 140	8 592	6 548
	Köy	1	68	43	25	7	8	1	68	43	25
Genel	**Toplam**	**19**	**9 671**	**4 496**	**5 175**	**552**	**312**	**14**	**6 063**	**2 713**	**3 350**
	Şehir	19	9 671	4 496	5 175	552	312	14	6 063	2 713	3 350
	Köy	-	-	-	-	-	-	-	-	-	-
Mesleki ve teknik	**Toplam**	**33**	**10 584**	**6 802**	**3 782**	**896**	**494**	**32**	**9 145**	**5 922**	**3 223**
	Şehir	32	10 516	6 759	3 757	889	486	31	9 077	5 879	3 198
	Köy	1	68	43	25	7	8	1	68	43	25
TR425 Yalova	**Toplam**	**37**	**15 994**	**8 419**	**7 575**	**1 046**	**558**	**29**	**10 633**	**5 541**	**5 092**
	Şehir	33	14 045	7 207	6 838	903	503	25	8 684	4 329	4 355
	Köy	4	1 949	1 212	737	143	55	4	1 949	1 212	737
Genel	**Toplam**	**16**	**9 312**	**4 733**	**4 579**	**512**	**283**	**9**	**5 183**	**2 468**	**2 715**
	Şehir	14	8 159	4 220	3 939	425	238	7	4 030	1 955	2 075
	Köy	2	1 153	513	640	87	45	2	1 153	513	640
Mesleki ve teknik	**Toplam**	**21**	**6 682**	**3 686**	**2 996**	**534**	**275**	**20**	**5 450**	**3 073**	**2 377**
	Şehir	19	5 886	2 987	2 899	478	265	18	4 654	2 374	2 280
	Köy	2	796	699	97	56	10	2	796	699	97
TR510 Ankara	**Toplam**	**741**	**381 368**	**199 849**	**181 519**	**26 429**	**13 510**	**427**	**227 596**	**115 404**	**112 192**
	Şehir	741	381 368	199 849	181 519	26 429	13 510	427	227 596	115 404	112 192
	Köy	-	-	-	-	-	-	-	-	-	-
Genel	**Toplam**	**415**	**217 857**	**110 108**	**107 749**	**12 640**	**7 448**	**152**	**95 137**	**43 244**	**51 893**
	Şehir	415	217 857	110 108	107 749	12 640	7 448	152	95 137	43 244	51 893
	Köy	-	-	-	-	-	-	-	-	-	-
Mesleki ve teknik	**Toplam**	**326**	**163 511**	**89 741**	**73 770**	**13 789**	**6 062**	**275**	**132 459**	**72 160**	**60 299**
	Şehir	326	163 511	89 741	73 770	13 789	6 062	275	132 459	72 160	60 299
	Köy	-	-	-	-	-	-	-	-	-	-
TR521 Konya	**Toplam**	**331**	**171 348**	**90 757**	**80 591**	**9 159**	**5 706**	**272**	**105 193**	**53 787**	**51 406**
	Şehir	331	171 348	90 757	80 591	9 159	5 706	272	105 193	53 787	51 406
	Köy	-	-	-	-	-	-	-	-	-	-
Genel	**Toplam**	**127**	**84 244**	**45 339**	**38 905**	**3 189**	**2 026**	**75**	**31 675**	**14 352**	**17 323**
	Şehir	127	84 244	45 339	38 905	3 189	2 026	75	31 675	14 352	17 323
	Köy	-	-	-	-	-	-	-	-	-	-
Mesleki ve teknik	**Toplam**	**204**	**87 104**	**45 418**	**41 686**	**5 970**	**3 680**	**197**	**73 518**	**39 435**	**34 083**
	Şehir	204	87 104	45 418	41 686	5 970	3 680	197	73 518	39 435	34 083
	Köy	-	-	-	-	-	-	-	-	-	-
TR522 Karaman	**Toplam**	**50**	**20 528**	**10 461**	**10 067**	**1 186**	**848**	**44**	**14 265**	**7 121**	**7 144**
	Şehir	46	20 240	10 327	9 913	1 141	817	40	13 977	6 987	6 990
	Köy	4	288	134	154	45	31	4	288	134	154
Genel	**Toplam**	**23**	**12 250**	**5 989**	**6 261**	**562**	**421**	**17**	**6 823**	**3 006**	**3 817**
	Şehir	23	12 250	5 989	6 261	562	421	17	6 823	3 006	3 817
	Köy	-	-	-	-	-	-	-	-	-	-
Mesleki ve teknik	**Toplam**	**27**	**8 278**	**4 472**	**3 806**	**624**	**427**	**27**	**7 442**	**4 115**	**3 327**
	Şehir	23	7 990	4 338	3 652	579	396	23	7 154	3 981	3 173
	Köy	4	288	134	154	45	31	4	288	134	154
TR611 Antalya	**Toplam**	**328**	**168 895**	**89 409**	**79 486**	**9 900**	**5 598**	**227**	**102 844**	**52 862**	**49 982**
	Şehir	328	168 895	89 409	79 486	9 900	5 598	227	102 844	52 862	49 982
	Köy	-	-	-	-	-	-	-	-	-	-
Genel	**Toplam**	**180**	**105 578**	**54 351**	**51 227**	**5 220**	**3 053**	**90**	**49 786**	**22 521**	**27 265**
	Şehir	180	105 578	54 351	51 227	5 220	3 053	90	49 786	22 521	27 265
	Köy	-	-	-	-	-	-	-	-	-	-
Mesleki ve teknik	**Toplam**	**148**	**63 317**	**35 058**	**28 259**	**4 680**	**2 545**	**137**	**53 058**	**30 341**	**22 717**
	Şehir	148	63 317	35 058	28 259	4 680	2 545	137	53 058	30 341	22 717
	Köy	-	-	-	-	-	-	-	-	-	-
TR612 Isparta	**Toplam**	**88**	**29 577**	**15 222**	**14 355**	**2 212**	**1 248**	**79**	**21 734**	**11 020**	**10 714**
	Şehir	86	29 284	15 071	14 213	2 183	1 201	77	21 441	10 869	10 572
	Köy	2	293	151	142	29	47	2	293	151	142
Genel	**Toplam**	**34**	**16 223**	**7 927**	**8 296**	**901**	**563**	**26**	**9 905**	**4 462**	**5 443**
	Şehir	32	15 930	7 776	8 154	872	516	24	9 612	4 311	5 301
	Köy	2	293	151	142	29	47	2	293	151	142
Mesleki ve teknik	**Toplam**	**54**	**13 354**	**7 295**	**6 059**	**1 311**	**685**	**53**	**11 829**	**6 558**	**5 271**
	Şehir	54	13 354	7 295	6 059	1 311	685	53	11 829	6 558	5 271
	Köy	-	-	-	-	-	-	-	-	-	-

Not. Açıköğretim öğrenci sayıları 2016-2017 eğitim öğretim yılı 1., 2. ve 3. dönem yeni kayıt yaptıran ve kayıt yenileyen aktif öğrencileri kapsar.

(1) Toplam öğretmen, kadrolu ve sözleşmeli öğretmenleri kapsar.

2.11. Number of schools, students, teachers and classrooms in public and private secondary education institutions by settlement place according to Statististical Regions Level 3 (continued)

[The educational year 2016/'17]

Public		Özel - Private						Açıköğretim lisesi Open secondary education				
			Öğrenci - Students					Öğrenci - Students				
Öğretmen[1] Teacher[1]	Derslik Classroom	Okul School	Toplam Total	Erkek Male	Kadın Female	Öğretmen[1] Teacher[1]	Derslik Classroom	Toplam Total	Erkek Male	Kadın Female		SR Level 3
1 336	**750**	**6**	**739**	**382**	**357**	**112**	**56**	**4 308**	**2 281**	**2 027**	**Total**	Bolu TR424
1 329	742	6	739	382	357	112	56	4 308	2 281	2 027	City	
7	8	-	-	-	-	-	-	-	-	-	Village	
458	**263**	**5**	**604**	**323**	**281**	**94**	**49**	**3 004**	**1 460**	**1 544**	**Total**	General
458	263	5	604	323	281	94	49	3 004	1 460	1 544	City	
-	-	-	-	-	-	-	-	-	-	-	Village	
878	**487**	**1**	**135**	**59**	**76**	**18**	**7**	**1 304**	**821**	**483**	**Total**	Vocational and technical
871	479	1	135	59	76	18	7	1 304	821	483	City	
7	8	-	-	-	-	-	-	-	-	-	Village	
894	**466**	**8**	**1 320**	**678**	**642**	**152**	**92**	**4 041**	**2 200**	**1 841**	**Total**	Yalova TR425
751	411	8	1 320	678	642	152	92	4 041	2 200	1 841	City	
143	55	-	-	-	-	-	-	-	-	-	Village	
379	**201**	**7**	**1 109**	**604**	**505**	**133**	**82**	**3 020**	**1 661**	**1 359**	**Total**	General
292	156	7	1 109	604	505	133	82	3 020	1 661	1 359	City	
87	45	-	-	-	-	-	-	-	-	-	Village	
515	**265**	**1**	**211**	**74**	**137**	**19**	**10**	**1 021**	**539**	**482**	**Total**	Vocational and technical
459	255	1	211	74	137	19	10	1 021	539	482	City	
56	10	-	-	-	-	-	-	-	-	-	Village	
19 818	**8 764**	**314**	**59 144**	**31 227**	**27 917**	**6 611**	**4 746**	**94 628**	**53 218**	**41 410**	**Total**	Ankara TR510
19 818	8 764	314	59 144	31 227	27 917	6 611	4 746	94 628	53 218	41 410	City	
-	-	-	-	-	-	-	-	-	-	-	Village	
6 915	**3 556**	**263**	**46 121**	**23 963**	**22 158**	**5 725**	**3 892**	**76 599**	**42 901**	**33 698**	**Total**	General
6 915	3 556	263	46 121	23 963	22 158	5 725	3 892	76 599	42 901	33 698	City	
-	-	-	-	-	-	-	-	-	-	-	Village	
12 903	**5 208**	**51**	**13 023**	**7 264**	**5 759**	**886**	**854**	**18 029**	**10 317**	**7 712**	**Total**	Vocational and technical
12 903	5 208	51	13 023	7 264	5 759	886	854	18 029	10 317	7 712	City	
-	-	-	-	-	-	-	-	-	-	-	Village	
8 001	**4 943**	**59**	**12 066**	**6 315**	**5 751**	**1 158**	**763**	**54 089**	**30 655**	**23 434**	**Total**	Konya TR521
8 001	4 943	59	12 066	6 315	5 751	1 158	763	54 089	30 655	23 434	City	
-	-	-	-	-	-	-	-	-	-	-	Village	
2 174	**1 376**	**52**	**10 083**	**5 434**	**4 649**	**1 015**	**650**	**42 486**	**25 553**	**16 933**	**Total**	General
2 174	1 376	52	10 083	5 434	4 649	1 015	650	42 486	25 553	16 933	City	
-	-	-	-	-	-	-	-	-	-	-	Village	
5 827	**3 567**	**7**	**1 983**	**881**	**1 102**	**143**	**113**	**11 603**	**5 102**	**6 501**	**Total**	Vocational and technical
5 827	3 567	7	1 983	881	1 102	143	113	11 603	5 102	6 501	City	
-	-	-	-	-	-	-	-	-	-	-	Village	
1 079	**757**	**6**	**758**	**394**	**364**	**107**	**91**	**5 505**	**2 946**	**2 559**	**Total**	Karaman TR522
1 034	726	6	758	394	364	107	91	5 505	2 946	2 559	City	
45	31	-	-	-	-	-	-	-	-	-	Village	
455	**330**	**6**	**758**	**394**	**364**	**107**	**91**	**4 669**	**2 589**	**2 080**	**Total**	General
455	330	6	758	394	364	107	91	4 669	2 589	2 080	City	
-	-	-	-	-	-	-	-	-	-	-	Village	
624	**427**	-	-	-	-	-	-	**836**	**357**	**479**	**Total**	Vocational and technical
579	396	-	-	-	-	-	-	836	357	479	City	
45	31	-	-	-	-	-	-	-	-	-	Village	
7 886	**4 227**	**101**	**15 993**	**8 139**	**7 854**	**2 014**	**1 371**	**50 058**	**28 408**	**21 650**	**Total**	Antalya TR611
7 886	4 227	101	15 993	8 139	7 854	2 014	1 371	50 058	28 408	21 650	City	
-	-	-	-	-	-	-	-	-	-	-	Village	
3 402	**1 850**	**90**	**13 515**	**6 993**	**6 522**	**1 818**	**1 203**	**42 277**	**24 837**	**17 440**	**Total**	General
3 402	1 850	90	13 515	6 993	6 522	1 818	1 203	42 277	24 837	17 440	City	
-	-	-	-	-	-	-	-	-	-	-	Village	
4 484	**2 377**	**11**	**2 478**	**1 146**	**1 332**	**196**	**168**	**7 781**	**3 571**	**4 210**	**Total**	Vocational and technical
4 484	2 377	11	2 478	1 146	1 332	196	168	7 781	3 571	4 210	City	
-	-	-	-	-	-	-	-	-	-	-	Village	
2 071	**1 097**	**9**	**1 601**	**831**	**770**	**141**	**151**	**6 242**	**3 371**	**2 871**	**Total**	Isparta TR612
2 042	1 050	9	1 601	831	770	141	151	6 242	3 371	2 871	City	
29	47	-	-	-	-	-	-	-	-	-	Village	
779	**432**	**8**	**1 394**	**734**	**660**	**122**	**131**	**4 924**	**2 731**	**2 193**	**Total**	General
750	385	8	1 394	734	660	122	131	4 924	2 731	2 193	City	
29	47	-	-	-	-	-	-	-	-	-	Village	
1 292	**665**	**1**	**207**	**97**	**110**	**19**	**20**	**1 318**	**640**	**678**	**Total**	Vocational and technical
1 292	665	1	207	97	110	19	20	1 318	640	678	City	
-	-	-	-	-	-	-	-	-	-	-	Village	

Note. The number of open education students include the active students who are new entrants or who have renewed registration as of 1., 2. and 3. semester in the educational year 2016-2017.

(1) Total of teachers includes permanent and contractual teaching staff.

2.11 İstatistiki Bölge Birimleri Sınıflaması 3. düzey, ortaöğretimde resmi ve özel ayrımında yerleşim yeri, okul, öğrenci, öğretmen ve derslik sayısı (devam)

[2016/'17 öğretim yılı]

		Toplam - Total						Resmi			
			Öğrenci - Students						Öğrenci - Students		
İBBS 3. Düzey		Okul School	Toplam Total	Erkek Male	Kadın Female	Öğretmen[1] Teacher[1]	Derslik Classroom	Okul School	Toplam Total	Erkek Male	Kadın Female
TR613 Burdur	**Toplam**	**53**	**18 195**	**9 919**	**8 276**	**1 213**	**691**	**48**	**14 014**	**7 599**	**6 415**
	Şehir	50	17 853	9 746	8 107	1 179	669	45	13 672	7 426	6 246
	Köy	3	342	173	169	34	22	3	342	173	169
Genel	**Toplam**	**24**	**10 090**	**4 913**	**5 177**	**524**	**290**	**21**	**6 712**	**2 969**	**3 743**
	Şehir	21	9 748	4 740	5 008	490	268	18	6 370	2 796	3 574
	Köy	3	342	173	169	34	22	3	342	173	169
Mesleki ve teknik	**Toplam**	**29**	**8 105**	**5 006**	**3 099**	**689**	**401**	**27**	**7 302**	**4 630**	**2 672**
	Şehir	29	8 105	5 006	3 099	689	401	27	7 302	4 630	2 672
	Köy	-	-	-	-	-	-	-	-	-	-
TR621 Adana	**Toplam**	**261**	**166 845**	**88 966**	**77 879**	**9 212**	**4 986**	**192**	**108 308**	**54 753**	**53 555**
	Şehir	261	166 845	88 966	77 879	9 212	4 986	192	108 308	54 753	53 555
	Köy	-	-	-	-	-	-	-	-	-	-
Genel	**Toplam**	**144**	**94 264**	**47 146**	**47 118**	**4 751**	**2 714**	**92**	**56 905**	**26 280**	**30 625**
	Şehir	144	94 264	47 146	47 118	4 751	2 714	92	56 905	26 280	30 625
	Köy	-	-	-	-	-	-	-	-	-	-
Mesleki ve teknik	**Toplam**	**117**	**72 581**	**41 820**	**30 761**	**4 461**	**2 272**	**100**	**51 403**	**28 473**	**22 930**
	Şehir	117	72 581	41 820	30 761	4 461	2 272	100	51 403	28 473	22 930
	Köy	-	-	-	-	-	-	-	-	-	-
TR622 Mersin	**Toplam**	**240**	**132 167**	**69 776**	**62 391**	**8 081**	**4 179**	**165**	**87 833**	**45 298**	**42 535**
	Şehir	240	132 167	69 776	62 391	8 081	4 179	165	87 833	45 298	42 535
	Köy	-	-	-	-	-	-	-	-	-	-
Genel	**Toplam**	**122**	**71 219**	**35 746**	**35 473**	**3 708**	**2 033**	**63**	**39 333**	**18 170**	**21 163**
	Şehir	122	71 219	35 746	35 473	3 708	2 033	63	39 333	18 170	21 163
	Köy	-	-	-	-	-	-	-	-	-	-
Mesleki ve teknik	**Toplam**	**118**	**60 948**	**34 030**	**26 918**	**4 373**	**2 146**	**102**	**48 500**	**27 128**	**21 372**
	Şehir	118	60 948	34 030	26 918	4 373	2 146	102	48 500	27 128	21 372
	Köy	-	-	-	-	-	-	-	-	-	-
TR631 Hatay	**Toplam**	**209**	**121 360**	**64 187**	**57 173**	**6 401**	**3 694**	**150**	**80 853**	**41 024**	**39 829**
	Şehir	209	121 360	64 187	57 173	6 401	3 694	150	80 853	41 024	39 829
	Köy	-	-	-	-	-	-	-	-	-	-
Genel	**Toplam**	**112**	**65 550**	**33 355**	**32 195**	**3 135**	**1 921**	**63**	**33 834**	**15 143**	**18 691**
	Şehir	112	65 550	33 355	32 195	3 135	1 921	63	33 834	15 143	18 691
	Köy	-	-	-	-	-	-	-	-	-	-
Mesleki ve teknik	**Toplam**	**97**	**55 810**	**30 832**	**24 978**	**3 266**	**1 773**	**87**	**47 019**	**25 881**	**21 138**
	Şehir	97	55 810	30 832	24 978	3 266	1 773	87	47 019	25 881	21 138
	Köy	-	-	-	-	-	-	-	-	-	-
TR632 Kahramanmaraş	**Toplam**	**153**	**91 709**	**49 026**	**42 683**	**4 611**	**2 498**	**128**	**65 184**	**34 035**	**31 149**
	Şehir	153	91 709	49 026	42 683	4 611	2 498	128	65 184	34 035	31 149
	Köy	-	-	-	-	-	-	-	-	-	-
Genel	**Toplam**	**61**	**44 035**	**22 922**	**21 113**	**1 671**	**984**	**40**	**22 720**	**10 704**	**12 016**
	Şehir	61	44 035	22 922	21 113	1 671	984	40	22 720	10 704	12 016
	Köy	-	-	-	-	-	-	-	-	-	-
Mesleki ve teknik	**Toplam**	**92**	**47 674**	**26 104**	**21 570**	**2 940**	**1 514**	**88**	**42 464**	**23 331**	**19 133**
	Şehir	92	47 674	26 104	21 570	2 940	1 514	88	42 464	23 331	19 133
	Köy	-	-	-	-	-	-	-	-	-	-
TR633 Osmaniye	**Toplam**	**84**	**43 432**	**22 934**	**20 498**	**2 436**	**1 424**	**62**	**31 101**	**15 881**	**15 220**
	Şehir	82	43 140	22 754	20 386	2 408	1 409	60	30 809	15 701	15 108
	Köy	2	292	180	112	28	15	2	292	180	112
Genel	**Toplam**	**39**	**22 066**	**11 031**	**11 035**	**1 046**	**727**	**25**	**13 521**	**6 156**	**7 365**
	Şehir	39	22 066	11 031	11 035	1 046	727	25	13 521	6 156	7 365
	Köy	-	-	-	-	-	-	-	-	-	-
Mesleki ve teknik	**Toplam**	**45**	**21 366**	**11 903**	**9 463**	**1 390**	**697**	**37**	**17 580**	**9 725**	**7 855**
	Şehir	43	21 074	11 723	9 351	1 362	682	35	17 288	9 545	7 743
	Köy	2	292	180	112	28	15	2	292	180	112
TR711 Kırıkkale	**Toplam**	**61**	**20 905**	**11 083**	**9 822**	**1 526**	**945**	**49**	**14 696**	**7 681**	**7 015**
	Şehir	58	20 483	10 875	9 608	1 484	928	47	14 330	7 507	6 823
	Köy	3	422	208	214	42	17	2	366	174	192
Genel	**Toplam**	**24**	**9 639**	**4 571**	**5 068**	**600**	**418**	**15**	**5 810**	**2 668**	**3 142**
	Şehir	23	9 583	4 537	5 046	582	414	15	5 810	2 668	3 142
	Köy	1	56	34	22	18	4	-	-	-	-
Mesleki ve teknik	**Toplam**	**37**	**11 266**	**6 512**	**4 754**	**926**	**527**	**34**	**8 886**	**5 013**	**3 873**
	Şehir	35	10 900	6 338	4 562	902	514	32	8 520	4 839	3 681
	Köy	2	366	174	192	24	13	2	366	174	192

Not. Açıköğretim öğrenci sayıları 2016-2017 eğitim öğretim yılı 1., 2. ve 3. dönem yeni kayıt yaptıran ve kayıt yenileyen aktif öğrencileri kapsar.

(1) Toplam öğretmen, kadrolu ve sözleşmeli öğretmenleri kapsar.

2.11. Number of schools, students, teachers and classrooms in public and private secondary education institutions by settlement place according to Statististical Regions Level 3 (continued)

[The educational year 2016/'17]

Public		Özel - Private						Açıköğretim lisesi Open secondary education				
			Öğrenci - Students					Öğrenci - Students				
Öğretmen[1] Teacher[1]	Derslik Classroom	Okul School	Toplam Total	Erkek Male	Kadın Female	Öğretmen[1] Teacher[1]	Derslik Classroom	Toplam Total	Erkek Male	Kadın Female		SR Level 3
1 157	**634**	**5**	**825**	**443**	**382**	**56**	**57**	**3 356**	**1 877**	**1 479**	**Total**	Burdur TR613
1 123	612	5	825	443	382	56	57	3 356	1 877	1 479	City	
34	22	-	-	-	-	-	-	-	-	-	Village	
503	**262**	**3**	**521**	**292**	**229**	**21**	**28**	**2 857**	**1 652**	**1 205**	**Total**	General
469	240	3	521	292	229	21	28	2 857	1 652	1 205	City	
34	22	-	-	-	-	-	-	-	-	-	Village	
654	**372**	**2**	**304**	**151**	**153**	**35**	**29**	**499**	**225**	**274**	**Total**	Vocational and technical
654	372	2	304	151	153	35	29	499	225	274	City	
-	-	-	-	-	-	-	-	-	-	-	Village	
7 711	**3 884**	**69**	**17 124**	**9 968**	**7 156**	**1 501**	**1 102**	**41 413**	**24 245**	**17 168**	**Total**	Adana TR621
7 711	3 884	69	17 124	9 968	7 156	1 501	1 102	41 413	24 245	17 168	City	
-	-	-	-	-	-	-	-	-	-	-	Village	
3 643	**2 031**	**52**	**10 063**	**5 548**	**4 515**	**1 108**	**683**	**27 296**	**15 318**	**11 978**	**Total**	General
3 643	2 031	52	10 063	5 548	4 515	1 108	683	27 296	15 318	11 978	City	
-	-	-	-	-	-	-	-	-	-	-	Village	
4 068	**1 853**	**17**	**7 061**	**4 420**	**2 641**	**393**	**419**	**14 117**	**8 927**	**5 190**	**Total**	Vocational and technical
4 068	1 853	17	7 061	4 420	2 641	393	419	14 117	8 927	5 190	City	
-	-	-	-	-	-	-	-	-	-	-	Village	
6 678	**3 261**	**75**	**13 176**	**7 044**	**6 132**	**1 403**	**918**	**31 158**	**17 434**	**13 724**	**Total**	Mersin TR622
6 678	3 261	75	13 176	7 044	6 132	1 403	918	31 158	17 434	13 724	City	
-	-	-	-	-	-	-	-	-	-	-	Village	
2 623	**1 380**	**59**	**9 100**	**4 933**	**4 167**	**1 085**	**653**	**22 786**	**12 643**	**10 143**	**Total**	General
2 623	1 380	59	9 100	4 933	4 167	1 085	653	22 786	12 643	10 143	City	
-	-	-	-	-	-	-	-	-	-	-	Village	
4 055	**1 881**	**16**	**4 076**	**2 111**	**1 965**	**318**	**265**	**8 372**	**4 791**	**3 581**	**Total**	Vocational and technical
4 055	1 881	16	4 076	2 111	1 965	318	265	8 372	4 791	3 581	City	
-	-	-	-	-	-	-	-	-	-	-	Village	
5 212	**2 935**	**59**	**11 050**	**6 107**	**4 943**	**1 189**	**759**	**29 457**	**17 056**	**12 401**	**Total**	Hatay TR631
5 212	2 935	59	11 050	6 107	4 943	1 189	759	29 457	17 056	12 401	City	
-	-	-	-	-	-	-	-	-	-	-	Village	
2 147	**1 279**	**49**	**8 994**	**5 077**	**3 917**	**988**	**642**	**22 722**	**13 135**	**9 587**	**Total**	General
2 147	1 279	49	8 994	5 077	3 917	988	642	22 722	13 135	9 587	City	
-	-	-	-	-	-	-	-	-	-	-	Village	
3 065	**1 656**	**10**	**2 056**	**1 030**	**1 026**	**201**	**117**	**6 735**	**3 921**	**2 814**	**Total**	Vocational and technical
3 065	1 656	10	2 056	1 030	1 026	201	117	6 735	3 921	2 814	City	
-	-	-	-	-	-	-	-	-	-	-	Village	
4 200	**2 261**	**25**	**4 272**	**2 445**	**1 827**	**411**	**237**	**22 253**	**12 546**	**9 707**	**Total**	Kahramanmaraş TR632
4 200	2 261	25	4 272	2 445	1 827	411	237	22 253	12 546	9 707	City	
-	-	-	-	-	-	-	-	-	-	-	Village	
1 335	**777**	**21**	**3 420**	**1 972**	**1 448**	**336**	**207**	**17 895**	**10 246**	**7 649**	**Total**	General
1 335	777	21	3 420	1 972	1 448	336	207	17 895	10 246	7 649	City	
-	-	-	-	-	-	-	-	-	-	-	Village	
2 865	**1 484**	**4**	**852**	**473**	**379**	**75**	**30**	**4 358**	**2 300**	**2 058**	**Total**	Vocational and technical
2 865	1 484	4	852	473	379	75	30	4 358	2 300	2 058	City	
-	-	-	-	-	-	-	-	-	-	-	Village	
2 126	**1 126**	**22**	**4 617**	**2 492**	**2 125**	**310**	**298**	**7 714**	**4 561**	**3 153**	**Total**	Osmaniye TR633
2 098	1 111	22	4 617	2 492	2 125	310	298	7 714	4 561	3 153	City	
28	15	-	-	-	-	-	-	-	-	-	Village	
859	**503**	**14**	**3 300**	**1 818**	**1 482**	**187**	**224**	**5 245**	**3 057**	**2 188**	**Total**	General
859	503	14	3 300	1 818	1 482	187	224	5 245	3 057	2 188	City	
-	-	-	-	-	-	-	-	-	-	-	Village	
1 267	**623**	**8**	**1 317**	**674**	**643**	**123**	**74**	**2 469**	**1 504**	**965**	**Total**	Vocational and technical
1 239	608	8	1 317	674	643	123	74	2 469	1 504	965	City	
28	15	-	-	-	-	-	-	-	-	-	Village	
1 272	**777**	**12**	**1 902**	**987**	**915**	**254**	**168**	**4 307**	**2 415**	**1 892**	**Total**	Kırıkkale TR711
1 248	764	11	1 846	953	893	236	164	4 307	2 415	1 892	City	
24	13	1	56	34	22	18	4	-	-	-	Village	
431	**311**	**9**	**996**	**519**	**477**	**169**	**107**	**2 833**	**1 384**	**1 449**	**Total**	General
431	311	8	940	485	455	151	103	2 833	1 384	1 449	City	
-	-	1	56	34	22	18	4	-	-	-	Village	
841	**466**	**3**	**906**	**468**	**438**	**85**	**61**	**1 474**	**1 031**	**443**	**Total**	Vocational and technical
817	453	3	906	468	438	85	61	1 474	1 031	443	City	
24	13	-	-	-	-	-	-	-	-	-	Village	

Note. The number of open education students include the active students who are new entrants or who have renewed registration as of 1., 2. and 3. semester in the educational year 2016-2017.

(1) Total of teachers includes permanent and contractual teaching staff.

2.11 İstatistiki Bölge Birimleri Sınıflaması 3. düzey, ortaöğretimde resmi ve özel ayrımında yerleşim yeri, okul, öğrenci, öğretmen ve derslik sayısı (devam)

[2016/'17 öğretim yılı]

		Toplam - Total						Resmi			
			Öğrenci - Students						Öğrenci - Students		
İBBS 3. Düzey		Okul School	Toplam Total	Erkek Male	Kadın Female	Öğretmen[1] Teacher[1]	Derslik Classroom	Okul School	Toplam Total	Erkek Male	Kadın Female
TR712 Aksaray	**Toplam**	**72**	**30 821**	**16 631**	**14 190**	**1 639**	**1 032**	**61**	**20 961**	**11 309**	**9 652**
	Şehir	58	28 901	15 724	13 177	1 473	913	47	19 041	10 402	8 639
	Köy	14	1 920	907	1 013	166	119	14	1 920	907	1 013
Genel	**Toplam**	**36**	**17 094**	**8 256**	**8 838**	**760**	**519**	**27**	**8 708**	**3 668**	**5 040**
	Şehir	28	15 700	7 612	8 088	662	447	19	7 314	3 024	4 290
	Köy	8	1 394	644	750	98	72	8	1 394	644	750
Mesleki ve teknik	**Toplam**	**36**	**13 727**	**8 375**	**5 352**	**879**	**513**	**34**	**12 253**	**7 641**	**4 612**
	Şehir	30	13 201	8 112	5 089	811	466	28	11 727	7 378	4 349
	Köy	6	526	263	263	68	47	6	526	263	263
TR713 Niğde	**Toplam**	**58**	**25 143**	**12 978**	**12 165**	**1 542**	**949**	**54**	**18 694**	**9 408**	**9 286**
	Şehir	50	24 272	12 524	11 748	1 422	872	46	17 823	8 954	8 869
	Köy	8	871	454	417	120	77	8	871	454	417
Genel	**Toplam**	**22**	**14 264**	**6 917**	**7 347**	**630**	**402**	**19**	**8 811**	**3 784**	**5 027**
	Şehir	21	14 176	6 881	7 295	625	394	18	8 723	3 748	4 975
	Köy	1	88	36	52	5	8	1	88	36	52
Mesleki ve teknik	**Toplam**	**36**	**10 879**	**6 061**	**4 818**	**912**	**547**	**35**	**9 883**	**5 624**	**4 259**
	Şehir	29	10 096	5 643	4 453	797	478	28	9 100	5 206	3 894
	Köy	7	783	418	365	115	69	7	783	418	365
TR714 Nevşehir	**Toplam**	**58**	**20 614**	**10 977**	**9 637**	**1 340**	**828**	**48**	**13 941**	**7 279**	**6 662**
	Şehir	52	19 741	10 499	9 242	1 273	790	44	13 434	7 001	6 433
	Köy	6	873	478	395	67	38	4	507	278	229
Genel	**Toplam**	**26**	**11 249**	**5 609**	**5 640**	**538**	**341**	**18**	**5 676**	**2 477**	**3 199**
	Şehir	21	10 492	5 224	5 268	493	313	15	5 285	2 292	2 993
	Köy	5	757	385	372	45	28	3	391	185	206
Mesleki ve teknik	**Toplam**	**32**	**9 365**	**5 368**	**3 997**	**802**	**487**	**30**	**8 265**	**4 802**	**3 463**
	Şehir	31	9 249	5 275	3 974	780	477	29	8 149	4 709	3 440
	Köy	1	116	93	23	22	10	1	116	93	23
TR715 Kırşehir	**Toplam**	**56**	**16 216**	**8 551**	**7 665**	**1 305**	**767**	**48**	**12 391**	**6 457**	**5 934**
	Şehir	56	16 216	8 551	7 665	1 305	767	48	12 391	6 457	5 934
	Köy	-	-	-	-	-	-	-	-	-	-
Genel	**Toplam**	**22**	**8 587**	**4 150**	**4 437**	**545**	**340**	**17**	**5 958**	**2 791**	**3 167**
	Şehir	22	8 587	4 150	4 437	545	340	17	5 958	2 791	3 167
	Köy	-	-	-	-	-	-	-	-	-	-
Mesleki ve teknik	**Toplam**	**34**	**7 629**	**4 401**	**3 228**	**760**	**427**	**31**	**6 433**	**3 666**	**2 767**
	Şehir	34	7 629	4 401	3 228	760	427	31	6 433	3 666	2 767
	Köy	-	-	-	-	-	-	-	-	-	-
TR721 Kayseri	**Toplam**	**211**	**110 758**	**58 426**	**52 332**	**6 187**	**3 723**	**174**	**74 362**	**38 123**	**36 239**
	Şehir	211	110 758	58 426	52 332	6 187	3 723	174	74 362	38 123	36 239
	Köy	-	-	-	-	-	-	-	-	-	-
Genel	**Toplam**	**92**	**56 316**	**27 933**	**28 383**	**2 497**	**1 621**	**59**	**27 976**	**12 262**	**15 714**
	Şehir	92	56 316	27 933	28 383	2 497	1 621	59	27 976	12 262	15 714
	Köy	-	-	-	-	-	-	-	-	-	-
Mesleki ve teknik	**Toplam**	**119**	**54 442**	**30 493**	**23 949**	**3 690**	**2 102**	**115**	**46 386**	**25 861**	**20 525**
	Şehir	119	54 442	30 493	23 949	3 690	2 102	115	46 386	25 861	20 525
	Köy	-	-	-	-	-	-	-	-	-	-
TR722 Sivas	**Toplam**	**110**	**47 759**	**25 009**	**22 750**	**2 928**	**1 746**	**97**	**32 839**	**16 388**	**16 451**
	Şehir	102	46 758	24 456	22 302	2 833	1 665	89	31 838	15 835	16 003
	Köy	8	1 001	553	448	95	81	8	1 001	553	448
Genel	**Toplam**	**47**	**26 613**	**13 279**	**13 334**	**1 259**	**762**	**37**	**15 153**	**6 848**	**8 305**
	Şehir	43	26 106	13 013	13 093	1 224	726	33	14 646	6 582	8 064
	Köy	4	507	266	241	35	36	4	507	266	241
Mesleki ve teknik	**Toplam**	**63**	**21 146**	**11 730**	**9 416**	**1 669**	**984**	**60**	**17 686**	**9 540**	**8 146**
	Şehir	59	20 652	11 443	9 209	1 609	939	56	17 192	9 253	7 939
	Köy	4	494	287	207	60	45	4	494	287	207
TR723 Yozgat	**Toplam**	**107**	**31 003**	**16 296**	**14 707**	**2 099**	**1 457**	**98**	**22 884**	**11 824**	**11 060**
	Şehir	100	30 567	15 978	14 589	2 034	1 399	91	22 448	11 506	10 942
	Köy	7	436	318	118	65	58	7	436	318	118
Genel	**Toplam**	**37**	**16 520**	**8 023**	**8 497**	**816**	**595**	**30**	**10 124**	**4 298**	**5 826**
	Şehir	37	16 520	8 023	8 497	816	595	30	10 124	4 298	5 826
	Köy	-	-	-	-	-	-	-	-	-	-
Mesleki ve teknik	**Toplam**	**70**	**14 483**	**8 273**	**6 210**	**1 283**	**862**	**68**	**12 760**	**7 526**	**5 234**
	Şehir	63	14 047	7 955	6 092	1 218	804	61	12 324	7 208	5 116
	Köy	7	436	318	118	65	58	7	436	318	118

Not. Açıköğretim öğrenci sayıları 2016-2017 eğitim öğretim yılı 1., 2. ve 3. dönem yeni kayıt yaptıran ve kayıt yenileyen aktif öğrencileri kapsar.

(1) Toplam öğretmen, kadrolu ve sözleşmeli öğretmenleri kapsar.

2.11. Number of schools, students, teachers and classrooms in public and private secondary education institutions by settlement place according to Statististical Regions Level 3 (continued)

[The educational year 2016/'17]

Public		Özel - Private						Açıköğretim lisesi Open secondary education				
			Öğrenci - Students					Öğrenci - Students				
Öğretmen[(1)] Teacher[(1)]	**Derslik** Classroom	**Okul** School	**Toplam** Total	**Erkek** Male	**Kadın** Female	**Öğretmen**[(1)] Teacher[(1)]	**Derslik** Classroom	**Toplam** Total	**Erkek** Male	**Kadın** Female		SR Level 3
1 454	**869**	**11**	**1 690**	**900**	**790**	**185**	**163**	**8 170**	**4 422**	**3 748**	**Total**	Aksaray TR712
1 288	750	11	1 690	900	790	185	163	8 170	4 422	3 748	City	
166	119	-	-	-	-	-	-	-	-	-	Village	
614	**370**	**9**	**1 351**	**714**	**637**	**146**	**149**	**7 035**	**3 874**	**3 161**	**Total**	General
516	298	9	1 351	714	637	146	149	7 035	3 874	3 161	City	
98	72	-	-	-	-	-	-	-	-	-	Village	
840	**499**	**2**	**339**	**186**	**153**	**39**	**14**	**1 135**	**548**	**587**	**Total**	Vocational and technical
772	452	2	339	186	153	39	14	1 135	548	587	City	
68	47	-	-	-	-	-	-	-	-	-	Village	
1 451	**885**	**4**	**807**	**421**	**386**	**91**	**64**	**5 642**	**3 149**	**2 493**	**Total**	Niğde TR713
1 331	808	4	807	421	386	91	64	5 642	3 149	2 493	City	
120	77	-	-	-	-	-	-	-	-	-	Village	
568	**352**	**3**	**539**	**306**	**233**	**62**	**50**	**4 914**	**2 827**	**2 087**	**Total**	General
563	344	3	539	306	233	62	50	4 914	2 827	2 087	City	
5	8	-	-	-	-	-	-	-	-	-	Village	
883	**533**	**1**	**268**	**115**	**153**	**29**	**14**	**728**	**322**	**406**	**Total**	Vocational and technical
768	464	1	268	115	153	29	14	728	322	406	City	
115	69	-	-	-	-	-	-	-	-	-	Village	
1 201	**731**	**10**	**2 001**	**1 031**	**970**	**139**	**97**	**4 672**	**2 667**	**2 005**	**Total**	Nevşehir TR714
1 134	693	8	1 635	831	804	139	97	4 672	2 667	2 005	City	
67	38	2	366	200	166	-	-	-	-	-	Village	
439	**272**	**8**	**1 501**	**779**	**722**	**99**	**69**	**4 072**	**2 353**	**1 719**	**Total**	General
394	244	6	1 135	579	556	99	69	4 072	2 353	1 719	City	
45	28	2	366	200	166	-	-	-	-	-	Village	
762	**459**	**2**	**500**	**252**	**248**	**40**	**28**	**600**	**314**	**286**	**Total**	Vocational and technical
740	449	2	500	252	248	40	28	600	314	286	City	
22	10	-	-	-	-	-	-	-	-	-	Village	
1 179	**637**	**8**	**1 219**	**690**	**529**	**126**	**130**	**2 606**	**1 404**	**1 202**	**Total**	Kırşehir TR715
1 179	637	8	1 219	690	529	126	130	2 606	1 404	1 202	City	
-	-	-	-	-	-	-	-	-	-	-	Village	
471	**255**	**5**	**628**	**343**	**285**	**74**	**85**	**2 001**	**1 016**	**985**	**Total**	General
471	255	5	628	343	285	74	85	2 001	1 016	985	City	
-	-	-	-	-	-	-	-	-	-	-	Village	
708	**382**	**3**	**591**	**347**	**244**	**52**	**45**	**605**	**388**	**217**	**Total**	Vocational and technical
708	382	3	591	347	244	52	45	605	388	217	City	
-	-	-	-	-	-	-	-	-	-	-	Village	
5 405	**3 095**	**37**	**8 794**	**4 700**	**4 094**	**782**	**628**	**27 602**	**15 603**	**11 999**	**Total**	Kayseri TR721
5 405	3 095	37	8 794	4 700	4 094	782	628	27 602	15 603	11 999	City	
-	-	-	-	-	-	-	-	-	-	-	Village	
1 825	**1 079**	**33**	**7 252**	**3 954**	**3 298**	**672**	**542**	**21 088**	**11 717**	**9 371**	**Total**	General
1 825	1 079	33	7 252	3 954	3 298	672	542	21 088	11 717	9 371	City	
-	-	-	-	-	-	-	-	-	-	-	Village	
3 580	**2 016**	**4**	**1 542**	**746**	**796**	**110**	**86**	**6 514**	**3 886**	**2 628**	**Total**	Vocational and technical
3 580	2 016	4	1 542	746	796	110	86	6 514	3 886	2 628	City	
-	-	-	-	-	-	-	-	-	-	-	Village	
2 620	**1 524**	**13**	**2 378**	**1 388**	**990**	**308**	**222**	**12 542**	**7 233**	**5 309**	**Total**	Sivas TR722
2 525	1 443	13	2 378	1 388	990	308	222	12 542	7 233	5 309	City	
95	81	-	-	-	-	-	-	-	-	-	Village	
1 039	**606**	**10**	**1 344**	**765**	**579**	**220**	**156**	**10 116**	**5 666**	**4 450**	**Total**	General
1 004	570	10	1 344	765	579	220	156	10 116	5 666	4 450	City	
35	36	-	-	-	-	-	-	-	-	-	Village	
1 581	**918**	**3**	**1 034**	**623**	**411**	**88**	**66**	**2 426**	**1 567**	**859**	**Total**	Vocational and technical
1 521	873	3	1 034	623	411	88	66	2 426	1 567	859	City	
60	45	-	-	-	-	-	-	-	-	-	Village	
1 968	**1 332**	**9**	**1 292**	**756**	**536**	**131**	**125**	**6 827**	**3 716**	**3 111**	**Total**	Yozgat TR723
1 903	1 274	9	1 292	756	536	131	125	6 827	3 716	3 111	City	
65	58	-	-	-	-	-	-	-	-	-	Village	
722	**502**	**7**	**841**	**481**	**360**	**94**	**93**	**5 555**	**3 244**	**2 311**	**Total**	General
722	502	7	841	481	360	94	93	5 555	3 244	2 311	City	
-	-	-	-	-	-	-	-	-	-	-	Village	
1 246	**830**	**2**	**451**	**275**	**176**	**37**	**32**	**1 272**	**472**	**800**	**Total**	Vocational and technical
1 181	772	2	451	275	176	37	32	1 272	472	800	City	
65	58	-	-	-	-	-	-	-	-	-	Village	

Note. The number of open education students include the active students who are new entrants or who have renewed registration as of 1., 2. and 3. semester in the educational year 2016-2017.

(1) Total of teachers includes permanent and contractual teaching staff.

2.11 İstatistiki Bölge Birimleri Sınıflaması 3. düzey, ortaöğretimde resmi ve özel ayrımında yerleşim yeri, okul, öğrenci, öğretmen ve derslik sayısı (devam)

[2016/'17 öğretim yılı]

		Toplam - Total						Resmi			
			Öğrenci - Students						Öğrenci - Students		
İBBS 3. Düzey		Okul School	Toplam Total	Erkek Male	Kadın Female	Öğretmen[1] Teacher[1]	Derslik Classroom	Okul School	Toplam Total	Erkek Male	Kadın Female
TR811 Zonguldak	**Toplam**	**93**	**39 658**	**20 225**	**19 433**	**2 522**	**1 564**	**84**	**29 839**	**15 337**	**14 502**
	Şehir	77	37 174	19 084	18 090	2 263	1 383	68	27 355	14 196	13 159
	Köy	16	2 484	1 141	1 343	259	181	16	2 484	1 141	1 343
Genel	**Toplam**	**39**	**20 791**	**9 361**	**11 430**	**1 061**	**707**	**30**	**13 204**	**5 685**	**7 519**
	Şehir	37	20 136	9 088	11 048	1 005	683	28	12 549	5 412	7 137
	Köy	2	655	273	382	56	24	2	655	273	382
Mesleki ve teknik	**Toplam**	**54**	**18 867**	**10 864**	**8 003**	**1 461**	**857**	**54**	**16 635**	**9 652**	**6 983**
	Şehir	40	17 038	9 996	7 042	1 258	700	40	14 806	8 784	6 022
	Köy	14	1 829	868	961	203	157	14	1 829	868	961
TR812 Karabük	**Toplam**	**44**	**16 115**	**8 541**	**7 574**	**1 206**	**740**	**40**	**11 729**	**6 147**	**5 582**
	Şehir	42	15 896	8 445	7 451	1 171	720	38	11 510	6 051	5 459
	Köy	2	219	96	123	35	20	2	219	96	123
Genel	**Toplam**	**18**	**8 976**	**4 453**	**4 523**	**480**	**352**	**15**	**5 658**	**2 667**	**2 991**
	Şehir	18	8 976	4 453	4 523	480	352	15	5 658	2 667	2 991
	Köy	-	-	-	-	-	-	-	-	-	-
Mesleki ve teknik	**Toplam**	**26**	**7 139**	**4 088**	**3 051**	**726**	**388**	**25**	**6 071**	**3 480**	**2 591**
	Şehir	24	6 920	3 992	2 928	691	368	23	5 852	3 384	2 468
	Köy	2	219	96	123	35	20	2	219	96	123
TR813 Bartın	**Toplam**	**32**	**12 832**	**6 395**	**6 437**	**896**	**529**	**30**	**9 717**	**4 958**	**4 759**
	Şehir	25	11 654	5 773	5 881	766	447	23	8 539	4 336	4 203
	Köy	7	1 178	622	556	130	82	7	1 178	622	556
Genel	**Toplam**	**9**	**5 752**	**2 689**	**3 063**	**258**	**196**	**7**	**3 250**	**1 437**	**1 813**
	Şehir	9	5 752	2 689	3 063	258	196	7	3 250	1 437	1 813
	Köy	-	-	-	-	-	-	-	-	-	-
Mesleki ve teknik	**Toplam**	**23**	**7 080**	**3 706**	**3 374**	**638**	**333**	**23**	**6 467**	**3 521**	**2 946**
	Şehir	16	5 902	3 084	2 818	508	251	16	5 289	2 899	2 390
	Köy	7	1 178	622	556	130	82	7	1 178	622	556
TR821 Kastamonu	**Toplam**	**81**	**23 331**	**11 805**	**11 526**	**1 534**	**918**	**76**	**16 786**	**8 733**	**8 053**
	Şehir	78	23 076	11 686	11 390	1 496	885	73	16 531	8 614	7 917
	Köy	3	255	119	136	38	33	3	255	119	136
Genel	**Toplam**	**21**	**11 514**	**5 178**	**6 336**	**472**	**297**	**17**	**5 816**	**2 469**	**3 347**
	Şehir	21	11 514	5 178	6 336	472	297	17	5 816	2 469	3 347
	Köy	-	-	-	-	-	-	-	-	-	-
Mesleki ve teknik	**Toplam**	**60**	**11 817**	**6 627**	**5 190**	**1 062**	**621**	**59**	**10 970**	**6 264**	**4 706**
	Şehir	57	11 562	6 508	5 054	1 024	588	56	10 715	6 145	4 570
	Köy	3	255	119	136	38	33	3	255	119	136
TR822 Çankırı	**Toplam**	**38**	**11 185**	**6 000**	**5 185**	**747**	**535**	**37**	**8 009**	**4 215**	**3 794**
	Şehir	38	11 185	6 000	5 185	747	535	37	8 009	4 215	3 794
	Köy	-	-	-	-	-	-	-	-	-	-
Genel	**Toplam**	**12**	**5 868**	**2 833**	**3 035**	**270**	**181**	**11**	**3 333**	**1 422**	**1 911**
	Şehir	12	5 868	2 833	3 035	270	181	11	3 333	1 422	1 911
	Köy	-	-	-	-	-	-	-	-	-	-
Mesleki ve teknik	**Toplam**	**26**	**5 317**	**3 167**	**2 150**	**477**	**354**	**26**	**4 676**	**2 793**	**1 883**
	Şehir	26	5 317	3 167	2 150	477	354	26	4 676	2 793	1 883
	Köy	-	-	-	-	-	-	-	-	-	-
TR823 Sinop	**Toplam**	**45**	**13 296**	**6 881**	**6 415**	**961**	**519**	**43**	**9 668**	**4 949**	**4 719**
	Şehir	45	13 296	6 881	6 415	961	519	43	9 668	4 949	4 719
	Köy	-	-	-	-	-	-	-	-	-	-
Genel	**Toplam**	**18**	**7 323**	**3 522**	**3 801**	**377**	**217**	**16**	**4 162**	**1 876**	**2 286**
	Şehir	18	7 323	3 522	3 801	377	217	16	4 162	1 876	2 286
	Köy	-	-	-	-	-	-	-	-	-	-
Mesleki ve teknik	**Toplam**	**27**	**5 973**	**3 359**	**2 614**	**584**	**302**	**27**	**5 506**	**3 073**	**2 433**
	Şehir	27	5 973	3 359	2 614	584	302	27	5 506	3 073	2 433
	Köy	-	-	-	-	-	-	-	-	-	-
TR831 Samsun	**Toplam**	**178**	**99 489**	**50 797**	**48 692**	**6 109**	**3 093**	**148**	**67 028**	**33 635**	**33 393**
	Şehir	178	99 489	50 797	48 692	6 109	3 093	148	67 028	33 635	33 393
	Köy	-	-	-	-	-	-	-	-	-	-
Genel	**Toplam**	**86**	**54 870**	**26 165**	**28 705**	**2 647**	**1 472**	**57**	**28 972**	**12 574**	**16 398**
	Şehir	86	54 870	26 165	28 705	2 647	1 472	57	28 972	12 574	16 398
	Köy	-	-	-	-	-	-	-	-	-	-
Mesleki ve teknik	**Toplam**	**92**	**44 619**	**24 632**	**19 987**	**3 462**	**1 621**	**91**	**38 056**	**21 061**	**16 995**
	Şehir	92	44 619	24 632	19 987	3 462	1 621	91	38 056	21 061	16 995
	Köy	-	-	-	-	-	-	-	-	-	-

Not. Açıköğretim öğrenci sayıları 2016-2017 eğitim öğretim yılı 1., 2. ve 3. dönem yeni kayıt yaptıran ve kayıt yenileyen aktif öğrencileri kapsar.

(1) Toplam öğretmen, kadrolu ve sözleşmeli öğretmenleri kapsar.

2.11. Number of schools, students, teachers and classrooms in public and private secondary education institutions by settlement place according to Statististical Regions Level 3 (continued)

[The educational year 2016/'17]

Public		Özel - Private						Açıköğretim lisesi Open secondary education				
			Öğrenci - Students					Öğrenci - Students				
Öğretmen[1] Teacher[1]	Derslik Classroom	Okul School	Toplam Total	Erkek Male	Kadın Female	Öğretmen[1] Teacher[1]	Derslik Classroom	Toplam Total	Erkek Male	Kadın Female		SR Level 3
2 337	**1 421**	**9**	**1 573**	**839**	**734**	**185**	**143**	**8 246**	**4 049**	**4 197**	**Total**	Zonguldak TR811
2 078	1 240	9	1 573	839	734	185	143	8 246	4 049	4 197	City	
259	181	-	-	-	-	-	-	-	-	-	Village	
876	**564**	**9**	**1 573**	**839**	**734**	**185**	**143**	**6 014**	**2 837**	**3 177**	**Total**	General
820	540	9	1 573	839	734	185	143	6 014	2 837	3 177	City	
56	24	-	-	-	-	-	-	-	-	-	Village	
1 461	**857**	-	-	-	-	-	-	**2 232**	**1 212**	**1 020**	**Total**	Vocational and technical
1 258	700	-	-	-	-	-	-	2 232	1 212	1 020	City	
203	157	-	-	-	-	-	-	-	-	-	Village	
1 126	**704**	**4**	**720**	**372**	**348**	**80**	**36**	**3 666**	**2 022**	**1 644**	**Total**	Karabük TR812
1 091	684	4	720	372	348	80	36	3 666	2 022	1 644	City	
35	20	-	-	-	-	-	-	-	-	-	Village	
414	**324**	**3**	**577**	**293**	**284**	**66**	**28**	**2 741**	**1 493**	**1 248**	**Total**	General
414	324	3	577	293	284	66	28	2 741	1 493	1 248	City	
-	-	-	-	-	-	-	-	-	-	-	Village	
712	**380**	**1**	**143**	**79**	**64**	**14**	**8**	**925**	**529**	**396**	**Total**	Vocational and technical
677	360	1	143	79	64	14	8	925	529	396	City	
35	20	-	-	-	-	-	-	-	-	-	Village	
868	**474**	**2**	**227**	**125**	**102**	**28**	**55**	**2 888**	**1 312**	**1 576**	**Total**	Bartın TR813
738	392	2	227	125	102	28	55	2 888	1 312	1 576	City	
130	82	-	-	-	-	-	-	-	-	-	Village	
230	**141**	**2**	**227**	**125**	**102**	**28**	**55**	**2 275**	**1 127**	**1 148**	**Total**	General
230	141	2	227	125	102	28	55	2 275	1 127	1 148	City	
-	-	-	-	-	-	-	-	-	-	-	Village	
638	**333**	-	-	-	-	-	-	**613**	**185**	**428**	**Total**	Vocational and technical
508	251	-	-	-	-	-	-	613	185	428	City	
130	82	-	-	-	-	-	-	-	-	-	Village	
1 452	**865**	**5**	**632**	**336**	**296**	**82**	**53**	**5 913**	**2 736**	**3 177**	**Total**	Kastamonu TR821
1 414	832	5	632	336	296	82	53	5 913	2 736	3 177	City	
38	33	-	-	-	-	-	-	-	-	-	Village	
410	**262**	**4**	**436**	**223**	**213**	**62**	**35**	**5 262**	**2 486**	**2 776**	**Total**	General
410	262	4	436	223	213	62	35	5 262	2 486	2 776	City	
-	-	-	-	-	-	-	-	-	-	-	Village	
1 042	**603**	**1**	**196**	**113**	**83**	**20**	**18**	**651**	**250**	**401**	**Total**	Vocational and technical
1 004	570	1	196	113	83	20	18	651	250	401	City	
38	33	-	-	-	-	-	-	-	-	-	Village	
731	**522**	**1**	**140**	**87**	**53**	**16**	**13**	**3 036**	**1 698**	**1 338**	**Total**	Çankırı TR822
731	522	1	140	87	53	16	13	3 036	1 698	1 338	City	
-	-	-	-	-	-	-	-	-	-	-	Village	
254	**168**	**1**	**140**	**87**	**53**	**16**	**13**	**2 395**	**1 324**	**1 071**	**Total**	General
254	168	1	140	87	53	16	13	2 395	1 324	1 071	City	
-	-	-	-	-	-	-	-	-	-	-	Village	
477	**354**	-	-	-	-	-	-	**641**	**374**	**267**	**Total**	Vocational and technical
477	354	-	-	-	-	-	-	641	374	267	City	
-	-	-	-	-	-	-	-	-	-	-	Village	
929	**505**	**2**	**268**	**128**	**140**	**32**	**14**	**3 360**	**1 804**	**1 556**	**Total**	Sinop TR823
929	505	2	268	128	140	32	14	3 360	1 804	1 556	City	
-	-	-	-	-	-	-	-	-	-	-	Village	
345	**203**	**2**	**268**	**128**	**140**	**32**	**14**	**2 893**	**1 518**	**1 375**	**Total**	General
345	203	2	268	128	140	32	14	2 893	1 518	1 375	City	
-	-	-	-	-	-	-	-	-	-	-	Village	
584	**302**	-	-	-	-	-	-	**467**	**286**	**181**	**Total**	Vocational and technical
584	302	-	-	-	-	-	-	467	286	181	City	
-	-	-	-	-	-	-	-	-	-	-	Village	
5 503	**2 684**	**30**	**5 654**	**2 990**	**2 664**	**606**	**409**	**26 807**	**14 172**	**12 635**	**Total**	Samsun TR831
5 503	2 684	30	5 654	2 990	2 664	606	409	26 807	14 172	12 635	City	
-	-	-	-	-	-	-	-	-	-	-	Village	
2 069	**1 082**	**29**	**5 280**	**2 802**	**2 478**	**578**	**390**	**20 618**	**10 789**	**9 829**	**Total**	General
2 069	1 082	29	5 280	2 802	2 478	578	390	20 618	10 789	9 829	City	
-	-	-	-	-	-	-	-	-	-	-	Village	
3 434	**1 602**	**1**	**374**	**188**	**186**	**28**	**19**	**6 189**	**3 383**	**2 806**	**Total**	Vocational and technical
3 434	1 602	1	374	188	186	28	19	6 189	3 383	2 806	City	
-	-	-	-	-	-	-	-	-	-	-	Village	

Note. The number of open education students include the active students who are new entrants or who have renewed registration as of 1., 2. and 3. semester in the educational year 2016-2017.

(1) Total of teachers includes permanent and contractual teaching staff.

2.11 İstatistiki Bölge Birimleri Sınıflaması 3. düzey, ortaöğretimde resmi ve özel ayrımında yerleşim yeri, okul, öğrenci, öğretmen ve derslik sayısı (devam)

[2016/'17 öğretim yılı]

		Toplam - Total						Resmi			
			Öğrenci - Students						Öğrenci - Students		
İBBS 3. Düzey		Okul School	Toplam Total	Erkek Male	Kadın Female	Öğretmen[1] Teacher[1]	Derslik Classroom	Okul School	Toplam Total	Erkek Male	Kadın Female
TR832 Tokat	**Toplam**	**109**	**44 637**	**23 741**	**20 896**	**2 788**	**1 568**	**94**	**32 562**	**17 096**	**15 466**
	Şehir	103	43 968	23 270	20 698	2 710	1 515	88	31 893	16 625	15 268
	Köy	6	669	471	198	78	53	6	669	471	198
Genel	**Toplam**	**45**	**21 674**	**10 607**	**11 067**	**1 025**	**687**	**31**	**12 234**	**5 455**	**6 779**
	Şehir	45	21 674	10 607	11 067	1 025	687	31	12 234	5 455	6 779
	Köy	-	-	-	-	-	-	-	-	-	-
Mesleki ve teknik	**Toplam**	**64**	**22 963**	**13 134**	**9 829**	**1 763**	**881**	**63**	**20 328**	**11 641**	**8 687**
	Şehir	58	22 294	12 663	9 631	1 685	828	57	19 659	11 170	8 489
	Köy	6	669	471	198	78	53	6	669	471	198
TR833 Çorum	**Toplam**	**105**	**38 091**	**19 321**	**18 770**	**2 628**	**1 664**	**86**	**25 987**	**13 197**	**12 790**
	Şehir	103	37 885	19 189	18 696	2 593	1 644	84	25 781	13 065	12 716
	Köy	2	206	132	74	35	20	2	206	132	74
Genel	**Toplam**	**47**	**21 833**	**10 370**	**11 463**	**1 147**	**734**	**31**	**11 992**	**5 410**	**6 582**
	Şehir	47	21 833	10 370	11 463	1 147	734	31	11 992	5 410	6 582
	Köy	-	-	-	-	-	-	-	-	-	-
Mesleki ve teknik	**Toplam**	**58**	**16 258**	**8 951**	**7 307**	**1 481**	**930**	**55**	**13 995**	**7 787**	**6 208**
	Şehir	56	16 052	8 819	7 233	1 446	910	53	13 789	7 655	6 134
	Köy	2	206	132	74	35	20	2	206	132	74
TR834 Amasya	**Toplam**	**68**	**24 109**	**12 410**	**11 699**	**1 715**	**996**	**62**	**18 485**	**9 546**	**8 939**
	Şehir	65	23 606	11 995	11 611	1 658	970	59	17 982	9 131	8 851
	Köy	3	503	415	88	57	26	3	503	415	88
Genel	**Toplam**	**24**	**12 048**	**5 744**	**6 304**	**690**	**412**	**18**	**7 595**	**3 426**	**4 169**
	Şehir	24	12 048	5 744	6 304	690	412	18	7 595	3 426	4 169
	Köy	-	-	-	-	-	-	-	-	-	-
Mesleki ve teknik	**Toplam**	**44**	**12 061**	**6 666**	**5 395**	**1 025**	**584**	**44**	**10 890**	**6 120**	**4 770**
	Şehir	41	11 558	6 251	5 307	968	558	41	10 387	5 705	4 682
	Köy	3	503	415	88	57	26	3	503	415	88
TR901 Trabzon	**Toplam**	**136**	**58 349**	**29 746**	**28 603**	**4 025**	**2 208**	**120**	**41 928**	**21 203**	**20 725**
	Şehir	136	58 349	29 746	28 603	4 025	2 208	120	41 928	21 203	20 725
	Köy	-	-	-	-	-	-	-	-	-	-
Genel	**Toplam**	**56**	**29 085**	**14 425**	**14 660**	**1 659**	**903**	**42**	**18 967**	**8 697**	**10 270**
	Şehir	56	29 085	14 425	14 660	1 659	903	42	18 967	8 697	10 270
	Köy	-	-	-	-	-	-	-	-	-	-
Mesleki ve teknik	**Toplam**	**80**	**29 264**	**15 321**	**13 943**	**2 366**	**1 305**	**78**	**22 961**	**12 506**	**10 455**
	Şehir	80	29 264	15 321	13 943	2 366	1 305	78	22 961	12 506	10 455
	Köy	-	-	-	-	-	-	-	-	-	-
TR902 Ordu	**Toplam**	**124**	**51 493**	**26 222**	**25 271**	**3 670**	**1 987**	**105**	**37 687**	**18 974**	**18 713**
	Şehir	124	51 493	26 222	25 271	3 670	1 987	105	37 687	18 974	18 713
	Köy	-	-	-	-	-	-	-	-	-	-
Genel	**Toplam**	**48**	**23 933**	**11 231**	**12 702**	**1 404**	**799**	**32**	**13 962**	**5 893**	**8 069**
	Şehir	48	23 933	11 231	12 702	1 404	799	32	13 962	5 893	8 069
	Köy	-	-	-	-	-	-	-	-	-	-
Mesleki ve teknik	**Toplam**	**76**	**27 560**	**14 991**	**12 569**	**2 266**	**1 188**	**73**	**23 725**	**13 081**	**10 644**
	Şehir	76	27 560	14 991	12 569	2 266	1 188	73	23 725	13 081	10 644
	Köy	-	-	-	-	-	-	-	-	-	-
TR903 Giresun	**Toplam**	**97**	**28 682**	**15 012**	**13 670**	**2 242**	**1 471**	**88**	**22 524**	**11 812**	**10 712**
	Şehir	95	28 416	14 882	13 534	2 201	1 448	87	22 335	11 727	10 608
	Köy	2	266	130	136	41	23	1	189	85	104
Genel	**Toplam**	**33**	**13 881**	**6 647**	**7 234**	**788**	**503**	**26**	**9 160**	**4 142**	**5 018**
	Şehir	32	13 804	6 602	7 202	770	496	26	9 160	4 142	5 018
	Köy	1	77	45	32	18	7	-	-	-	-
Mesleki ve teknik	**Toplam**	**64**	**14 801**	**8 365**	**6 436**	**1 454**	**968**	**62**	**13 364**	**7 670**	**5 694**
	Şehir	63	14 612	8 280	6 332	1 431	952	61	13 175	7 585	5 590
	Köy	1	189	85	104	23	16	1	189	85	104
TR904 Rize	**Toplam**	**74**	**28 104**	**14 838**	**13 266**	**1 839**	**1 070**	**68**	**18 768**	**9 738**	**9 030**
	Şehir	70	27 184	14 455	12 729	1 755	1 024	64	17 848	9 355	8 493
	Köy	4	920	383	537	84	46	4	920	383	537
Genel	**Toplam**	**30**	**12 955**	**6 167**	**6 788**	**711**	**487**	**25**	**8 199**	**3 775**	**4 424**
	Şehir	28	12 153	5 879	6 274	655	455	23	7 397	3 487	3 910
	Köy	2	802	288	514	56	32	2	802	288	514
Mesleki ve teknik	**Toplam**	**44**	**15 149**	**8 671**	**6 478**	**1 128**	**583**	**43**	**10 569**	**5 963**	**4 606**
	Şehir	42	15 031	8 576	6 455	1 100	569	41	10 451	5 868	4 583
	Köy	2	118	95	23	28	14	2	118	95	23

Not. Açıköğretim öğrenci sayıları 2016-2017 eğitim öğretim yılı 1., 2. ve 3. dönem yeni kayıt yaptıran ve kayıt yenileyen aktif öğrencileri kapsar.

(1) Toplam öğretmen, kadrolu ve sözleşmeli öğretmenleri kapsar.

2.11. Number of schools, students, teachers and classrooms in public and private secondary education institutions by settlement place according to Statististical Regions Level 3 (continued)

[The educational year 2016/'17]

Public		Özel - Private						Açıköğretim lisesi Open secondary education				
			Öğrenci - Students					Öğrenci - Students				
Öğretmen[1] Teacher[1]	Derslik Classroom	Okul School	Toplam Total	Erkek Male	Kadın Female	Öğretmen[1] Teacher[1]	Derslik Classroom	Toplam Total	Erkek Male	Kadın Female		SR Level 3
2 566	**1 357**	**15**	**2 363**	**1 387**	**976**	**222**	**211**	**9 712**	**5 258**	**4 454**	**Total**	Tokat TR832
2 488	1 304	15	2 363	1 387	976	222	211	9 712	5 258	4 454	City	
78	53	-	-	-	-	-	-	-	-	-	Village	
826	**496**	**14**	**2 057**	**1 220**	**837**	**199**	**191**	**7 383**	**3 932**	**3 451**	**Total**	General
826	496	14	2 057	1 220	837	199	191	7 383	3 932	3 451	City	
-	-	-	-	-	-	-	-	-	-	-	Village	
1 740	**861**	**1**	**306**	**167**	**139**	**23**	**20**	**2 329**	**1 326**	**1 003**	**Total**	Vocational and technical
1 662	808	1	306	167	139	23	20	2 329	1 326	1 003	City	
78	53	-	-	-	-	-	-	-	-	-	Village	
2 295	**1 441**	**19**	**2 969**	**1 592**	**1 377**	**333**	**223**	**9 135**	**4 532**	**4 603**	**Total**	Çorum TR833
2 260	1 421	19	2 969	1 592	1 377	333	223	9 135	4 532	4 603	City	
35	20	-	-	-	-	-	-	-	-	-	Village	
877	**550**	**16**	**2 172**	**1 168**	**1 004**	**270**	**184**	**7 669**	**3 792**	**3 877**	**Total**	General
877	550	16	2 172	1 168	1 004	270	184	7 669	3 792	3 877	City	
-	-	-	-	-	-	-	-	-	-	-	Village	
1 418	**891**	**3**	**797**	**424**	**373**	**63**	**39**	**1 466**	**740**	**726**	**Total**	Vocational and technical
1 383	871	3	797	424	373	63	39	1 466	740	726	City	
35	20	-	-	-	-	-	-	-	-	-	Village	
1 599	**879**	**6**	**983**	**558**	**425**	**116**	**117**	**4 641**	**2 306**	**2 335**	**Total**	Amasya TR834
1 542	853	6	983	558	425	116	117	4 641	2 306	2 335	City	
57	26	-	-	-	-	-	-	-	-	-	Village	
574	**295**	**6**	**983**	**558**	**425**	**116**	**117**	**3 470**	**1 760**	**1 710**	**Total**	General
574	295	6	983	558	425	116	117	3 470	1 760	1 710	City	
-	-	-	-	-	-	-	-	-	-	-	Village	
1 025	**584**	-	-	-	-	-	-	**1 171**	**546**	**625**	**Total**	Vocational and technical
968	558	-	-	-	-	-	-	1 171	546	625	City	
57	26	-	-	-	-	-	-	-	-	-	Village	
3 718	**2 030**	**16**	**2 079**	**1 173**	**906**	**307**	**178**	**14 342**	**7 370**	**6 972**	**Total**	Trabzon TR901
3 718	2 030	16	2 079	1 173	906	307	178	14 342	7 370	6 972	City	
-	-	-	-	-	-	-	-	-	-	-	Village	
1 393	**739**	**14**	**1 763**	**1 022**	**741**	**266**	**164**	**8 355**	**4 706**	**3 649**	**Total**	General
1 393	739	14	1 763	1 022	741	266	164	8 355	4 706	3 649	City	
-	-	-	-	-	-	-	-	-	-	-	Village	
2 325	**1 291**	**2**	**316**	**151**	**165**	**41**	**14**	**5 987**	**2 664**	**3 323**	**Total**	Vocational and technical
2 325	1 291	2	316	151	165	41	14	5 987	2 664	3 323	City	
-	-	-	-	-	-	-	-	-	-	-	Village	
3 217	**1 659**	**19**	**3 532**	**1 819**	**1 713**	**453**	**328**	**10 274**	**5 429**	**4 845**	**Total**	Ordu TR902
3 217	1 659	19	3 532	1 819	1 713	453	328	10 274	5 429	4 845	City	
-	-	-	-	-	-	-	-	-	-	-	Village	
1 035	**509**	**16**	**2 769**	**1 441**	**1 328**	**369**	**290**	**7 202**	**3 897**	**3 305**	**Total**	General
1 035	509	16	2 769	1 441	1 328	369	290	7 202	3 897	3 305	City	
-	-	-	-	-	-	-	-	-	-	-	Village	
2 182	**1 150**	**3**	**763**	**378**	**385**	**84**	**38**	**3 072**	**1 532**	**1 540**	**Total**	Vocational and technical
2 182	1 150	3	763	378	385	84	38	3 072	1 532	1 540	City	
-	-	-	-	-	-	-	-	-	-	-	Village	
2 133	**1 369**	**9**	**946**	**550**	**396**	**109**	**102**	**5 212**	**2 650**	**2 562**	**Total**	Giresun TR903
2 110	1 353	8	869	505	364	91	95	5 212	2 650	2 562	City	
23	16	1	77	45	32	18	7				Village	
689	**426**	**7**	**799**	**468**	**331**	**99**	**77**	**3 922**	**2 037**	**1 885**	**Total**	General
689	426	6	722	423	299	81	70	3 922	2 037	1 885	City	
-	-	1	77	45	32	18	7	-	-	-	Village	
1 444	**943**	**2**	**147**	**82**	**65**	**10**	**25**	**1 290**	**613**	**677**	**Total**	Vocational and technical
1 421	927	2	147	82	65	10	25	1 290	613	677	City	
23	16	-	-	-	-	-	-	-	-	-	Village	
1 752	**986**	**6**	**979**	**530**	**449**	**87**	**84**	**8 357**	**4 570**	**3 787**	**Total**	Rize TR904
1 668	940	6	979	530	449	87	84	8 357	4 570	3 787	City	
84	46	-	-	-	-	-	-	-	-	-	Village	
645	**427**	**5**	**642**	**366**	**276**	**66**	**60**	**4 114**	**2 026**	**2 088**	**Total**	General
589	395	5	642	366	276	66	60	4 114	2 026	2 088	City	
56	32	-	-	-	-	-	-	-	-	-	Village	
1 107	**559**	**1**	**337**	**164**	**173**	**21**	**24**	**4 243**	**2 544**	**1 699**	**Total**	Vocational and technical
1 079	545	1	337	164	173	21	24	4 243	2 544	1 699	City	
28	14	-	-	-	-	-	-	-	-	-	Village	

Note. The number of open education students include the active students who are new entrants or who have renewed registration as of 1., 2. and 3. semester in the educational year 2016-2017.

(1) Total of teachers includes permanent and contractual teaching staff.

2.11 İstatistiki Bölge Birimleri Sınıflaması 3. düzey, ortaöğretimde resmi ve özel ayrımında yerleşim yeri, okul, öğrenci, öğretmen ve derslik sayısı (devam)

[2016/'17 öğretim yılı]

		Toplam - Total						Resmi			
			Öğrenci - Students						Öğrenci - Students		
İBBS 3. Düzey		**Okul** School	**Toplam** Total	**Erkek** Male	**Kadın** Female	**Öğretmen**[1] Teacher[1]	**Derslik** Classroom	**Okul** School	**Toplam** Total	**Erkek** Male	**Kadın** Female
TR905 Artvin	**Toplam**	**46**	**11 064**	**5 623**	**5 441**	**850**	**542**	**44**	**8 441**	**4 317**	**4 124**
	Şehir	41	10 369	5 219	5 150	789	486	39	7 746	3 913	3 833
	Köy	5	695	404	291	61	56	5	695	404	291
Genel	**Toplam**	**17**	**6 221**	**2 902**	**3 319**	**361**	**205**	**15**	**4 155**	**1 922**	**2 233**
	Şehir	16	5 833	2 739	3 094	339	189	14	3 767	1 759	2 008
	Köy	1	388	163	225	22	16	1	388	163	225
Mesleki ve teknik	**Toplam**	**29**	**4 843**	**2 721**	**2 122**	**489**	**337**	**29**	**4 286**	**2 395**	**1 891**
	Şehir	25	4 536	2 480	2 056	450	297	25	3 979	2 154	1 825
	Köy	4	307	241	66	39	40	4	307	241	66
TR906 Gümüşhane	**Toplam**	**33**	**8 214**	**4 296**	**3 918**	**581**	**389**	**32**	**6 054**	**3 162**	**2 892**
	Şehir	32	8 122	4 243	3 879	566	376	31	5 962	3 109	2 853
	Köy	1	92	53	39	15	13	1	92	53	39
Genel	**Toplam**	**12**	**4 532**	**2 477**	**2 055**	**226**	**126**	**11**	**2 851**	**1 462**	**1 389**
	Şehir	11	4 440	2 424	2 016	211	113	10	2 759	1 409	1 350
	Köy	1	92	53	39	15	13	1	92	53	39
Mesleki ve teknik	**Toplam**	**21**	**3 682**	**1 819**	**1 863**	**355**	**263**	**21**	**3 203**	**1 700**	**1 503**
	Şehir	21	3 682	1 819	1 863	355	263	21	3 203	1 700	1 503
	Köy	-	-	-	-	-	-	-	-	-	-
TRA11 Erzurum	**Toplam**	**128**	**60 416**	**32 508**	**27 908**	**3 200**	**2 023**	**115**	**39 354**	**20 755**	**18 599**
	Şehir	128	60 416	32 508	27 908	3 200	2 023	115	39 354	20 755	18 599
	Köy	-	-	-	-	-	-	-	-	-	-
Genel	**Toplam**	**57**	**34 210**	**18 578**	**15 632**	**1 568**	**958**	**44**	**19 239**	**9 633**	**9 606**
	Şehir	57	34 210	18 578	15 632	1 568	958	44	19 239	9 633	9 606
	Köy	-	-	-	-	-	-	-	-	-	-
Mesleki ve teknik	**Toplam**	**71**	**26 206**	**13 930**	**12 276**	**1 632**	**1 065**	**71**	**20 115**	**11 122**	**8 993**
	Şehir	71	26 206	13 930	12 276	1 632	1 065	71	20 115	11 122	8 993
	Köy	-	-	-	-	-	-	-	-	-	-
TRA12 Erzincan	**Toplam**	**51**	**16 267**	**8 620**	**7 647**	**1 185**	**726**	**45**	**11 569**	**6 038**	**5 531**
	Şehir	45	15 881	8 372	7 509	1 126	665	39	11 183	5 790	5 393
	Köy	6	386	248	138	59	61	6	386	248	138
Genel	**Toplam**	**21**	**8 571**	**4 275**	**4 296**	**519**	**302**	**15**	**4 813**	**2 159**	**2 654**
	Şehir	20	8 504	4 238	4 266	507	291	14	4 746	2 122	2 624
	Köy	1	67	37	30	12	11	1	67	37	30
Mesleki ve teknik	**Toplam**	**30**	**7 696**	**4 345**	**3 351**	**666**	**424**	**30**	**6 756**	**3 879**	**2 877**
	Şehir	25	7 377	4 134	3 243	619	374	25	6 437	3 668	2 769
	Köy	5	319	211	108	47	50	5	319	211	108
TRA13 Bayburt	**Toplam**	**17**	**6 029**	**3 259**	**2 770**	**354**	**250**	**17**	**4 419**	**2 383**	**2 036**
	Şehir	16	5 941	3 224	2 717	345	242	16	4 331	2 348	1 983
	Köy	1	88	35	53	9	8	1	88	35	53
Genel	**Toplam**	**5**	**3 050**	**1 576**	**1 474**	**138**	**98**	**5**	**1 952**	**939**	**1 013**
	Şehir	5	3 050	1 576	1 474	138	98	5	1 952	939	1 013
	Köy	-	-	-	-	-	-	-	-	-	-
Mesleki ve teknik	**Toplam**	**12**	**2 979**	**1 683**	**1 296**	**216**	**152**	**12**	**2 467**	**1 444**	**1 023**
	Şehir	11	2 891	1 648	1 243	207	144	11	2 379	1 409	970
	Köy	1	88	35	53	9	8	1	88	35	53
TRA21 Ağrı	**Toplam**	**67**	**38 069**	**20 496**	**17 573**	**1 588**	**1 138**	**62**	**28 814**	**14 846**	**13 968**
	Şehir	67	38 069	20 496	17 573	1 588	1 138	62	28 814	14 846	13 968
	Köy	-	-	-	-	-	-	-	-	-	-
Genel	**Toplam**	**32**	**21 578**	**11 491**	**10 087**	**861**	**579**	**27**	**14 615**	**7 005**	**7 610**
	Şehir	32	21 578	11 491	10 087	861	579	27	14 615	7 005	7 610
	Köy	-	-	-	-	-	-	-	-	-	-
Mesleki ve teknik	**Toplam**	**35**	**16 491**	**9 005**	**7 486**	**727**	**559**	**35**	**14 199**	**7 841**	**6 358**
	Şehir	35	16 491	9 005	7 486	727	559	35	14 199	7 841	6 358
	Köy	-	-	-	-	-	-	-	-	-	-
TRA22 Kars	**Toplam**	**48**	**19 844**	**10 663**	**9 181**	**1 014**	**737**	**44**	**14 803**	**7 356**	**7 447**
	Şehir	46	19 615	10 532	9 083	996	722	42	14 574	7 225	7 349
	Köy	2	229	131	98	18	15	2	229	131	98
Genel	**Toplam**	**23**	**11 454**	**6 030**	**5 424**	**495**	**357**	**19**	**7 203**	**3 225**	**3 978**
	Şehir	23	11 454	6 030	5 424	495	357	19	7 203	3 225	3 978
	Köy	-	-	-	-	-	-	-	-	-	-
Mesleki ve teknik	**Toplam**	**25**	**8 390**	**4 633**	**3 757**	**519**	**380**	**25**	**7 600**	**4 131**	**3 469**
	Şehir	23	8 161	4 502	3 659	501	365	23	7 371	4 000	3 371
	Köy	2	229	131	98	18	15	2	229	131	98

Not. Açıköğretim öğrenci sayıları 2016-2017 eğitim öğretim yılı 1., 2. ve 3. dönem yeni kayıt yaptıran ve kayıt yenileyen aktif öğrencileri kapsar.

(1) Toplam öğretmen, kadrolu ve sözleşmeli öğretmenleri kapsar.

2.11. Number of schools, students, teachers and classrooms in public and private secondary education institutions by settlement place according to Statististical Regions Level 3 (continued)

[The educational year 2016/'17]

Public		Özel - Private						Açıköğretim lisesi Open secondary education				
			Öğrenci - Students					Öğrenci - Students				
Öğretmen[1] Teacher[1]	Derslik Classroom	Okul School	Toplam Total	Erkek Male	Kadın Female	Öğretmen[1] Teacher[1]	Derslik Classroom	Toplam Total	Erkek Male	Kadın Female		SR Level 3
823	**542**	**2**	**193**	**94**	**99**	**27**	-	**2 430**	**1 212**	**1 218**	**Total**	Artvin TR905
762	486	2	193	94	99	27	-	2 430	1 212	1 218	City	
61	56	-	-	-	-	-	-	-	-	-	Village	
334	**205**	**2**	**193**	**94**	**99**	**27**	-	**1 873**	**886**	**987**	**Total**	General
312	189	2	193	94	99	27	-	1 873	886	987	City	
22	16	-	-	-	-	-	-	-	-	-	Village	
489	**337**	-	-	-	-	-	-	**557**	**326**	**231**	**Total**	Vocational and technical
450	297	-	-	-	-	-	-	557	326	231	City	
39	40	-	-	-	-	-	-	-	-	-	Village	
564	**389**	**1**	**52**	**32**	**20**	**17**	-	**2 108**	**1 102**	**1 006**	**Total**	Gümüşhane TR906
549	376	1	52	32	20	17	-	2 108	1 102	1 006	City	
15	13	-	-	-	-	-	-	-	-	-	Village	
209	**126**	**1**	**52**	**32**	**20**	**17**	-	**1 629**	**983**	**646**	**Total**	General
194	113	1	52	32	20	17	-	1 629	983	646	City	
15	13	-	-	-	-	-	-	-	-	-	Village	
355	**263**	-	-	-	-	-	-	**479**	**119**	**360**	**Total**	Vocational and technical
355	263	-	-	-	-	-	-	479	119	360	City	
-	-	-	-	-	-	-	-	-	-	-	Village	
2 941	**1 852**	**13**	**2 269**	**1 261**	**1 008**	**259**	**171**	**18 793**	**10 492**	**8 301**	**Total**	Erzurum TRA11
2 941	1 852	13	2 269	1 261	1 008	259	171	18 793	10 492	8 301	City	
-	-	-	-	-	-	-	-	-	-	-	Village	
1 309	**787**	**13**	**2 269**	**1 261**	**1 008**	**259**	**171**	**12 702**	**7 684**	**5 018**	**Total**	General
1 309	787	13	2 269	1 261	1 008	259	171	12 702	7 684	5 018	City	
-	-	-	-	-	-	-	-	-	-	-	Village	
1 632	**1 065**	-	-	-	-	-	-	**6 091**	**2 808**	**3 283**	**Total**	Vocational and technical
1 632	1 065	-	-	-	-	-	-	6 091	2 808	3 283	City	
-	-	-	-	-	-	-	-	-	-	-	Village	
1 071	**630**	**6**	**745**	**448**	**297**	**114**	**96**	**3 953**	**2 134**	**1 819**	**Total**	Erzincan TRA12
1 012	569	6	745	448	297	114	96	3 953	2 134	1 819	City	
59	61	-	-	-	-	-	-	-	-	-	Village	
405	**206**	**6**	**745**	**448**	**297**	**114**	**96**	**3 013**	**1 668**	**1 345**	**Total**	General
393	195	6	745	448	297	114	96	3 013	1 668	1 345	City	
12	11	-	-	-	-	-	-	-	-	-	Village	
666	**424**	-	-	-	-	-	-	**940**	**466**	**474**	**Total**	Vocational and technical
619	374	-	-	-	-	-	-	940	466	474	City	
47	50	-	-	-	-	-	-	-	-	-	Village	
354	**250**	-	-	-	-	-	-	**1 610**	**876**	**734**	**Total**	Bayburt TRA13
345	242	-	-	-	-	-	-	1 610	876	734	City	
9	8	-	-	-	-	-	-	-	-	-	Village	
138	**98**	-	-	-	-	-	-	**1 098**	**637**	**461**	**Total**	General
138	98	-	-	-	-	-	-	1 098	637	461	City	
-	-	-	-	-	-	-	-	-	-	-	Village	
216	**152**	-	-	-	-	-	-	**512**	**239**	**273**	**Total**	Vocational and technical
207	144	-	-	-	-	-	-	512	239	273	City	
9	8	-	-	-	-	-	-	-	-	-	Village	
1 513	**1 047**	**5**	**1 123**	**695**	**428**	**75**	**91**	**8 132**	**4 955**	**3 177**	**Total**	Ağrı TRA21
1 513	1 047	5	1 123	695	428	75	91	8 132	4 955	3 177	City	
-	-	-	-	-	-	-	-	-	-	-	Village	
786	**488**	**5**	**1 123**	**695**	**428**	**75**	**91**	**5 840**	**3 791**	**2 049**	**Total**	General
786	488	5	1 123	695	428	75	91	5 840	3 791	2 049	City	
-	-	-	-	-	-	-	-	-	-	-	Village	
727	**559**	-	-	-	-	-	-	**2 292**	**1 164**	**1 128**	**Total**	Vocational and technical
727	559	-	-	-	-	-	-	2 292	1 164	1 128	City	
-	-	-	-	-	-	-	-	-	-	-	Village	
962	**690**	**4**	**695**	**430**	**265**	**52**	**47**	**4 346**	**2 877**	**1 469**	**Total**	Kars TRA22
944	675	4	695	430	265	52	47	4 346	2 877	1 469	City	
18	15	-	-	-	-	-	-	-	-	-	Village	
443	**310**	**4**	**695**	**430**	**265**	**52**	**47**	**3 556**	**2 375**	**1 181**	**Total**	General
443	310	4	695	430	265	52	47	3 556	2 375	1 181	City	
-	-	-	-	-	-	-	-	-	-	-	Village	
519	**380**	-	-	-	-	-	-	**790**	**502**	**288**	**Total**	Vocational and technical
501	365	-	-	-	-	-	-	790	502	288	City	
18	15	-	-	-	-	-	-	-	-	-	Village	

Note. The number of open education students include the active students who are new entrants or who have renewed registration as of 1., 2. and 3. semester in the educational year 2016-2017.

(1) Total of teachers includes permanent and contractual teaching staff.

2.11 İstatistiki Bölge Birimleri Sınıflaması 3. düzey, ortaöğretimde resmi ve özel ayrımında yerleşim yeri, okul, öğrenci, öğretmen ve derslik sayısı (devam)

[2016/'17 öğretim yılı]

		Toplam - Total						Resmi			
			Öğrenci - Students						Öğrenci - Students		
İBBS 3. Düzey		Okul School	Toplam Total	Erkek Male	Kadın Female	Öğretmen[1] Teacher[1]	Derslik Classroom	Okul School	Toplam Total	Erkek Male	Kadın Female
TRA23 Iğdır	**Toplam**	**34**	**15 685**	**7 794**	**7 891**	**871**	**573**	**28**	**12 101**	**5 619**	**6 482**
	Şehir	33	15 538	7 692	7 846	851	565	27	11 954	5 517	6 437
	Köy	1	147	102	45	20	8	1	147	102	45
Genel	**Toplam**	**19**	**9 736**	**4 660**	**5 076**	**491**	**325**	**13**	**6 523**	**2 663**	**3 860**
	Şehir	19	9 736	4 660	5 076	491	325	13	6 523	2 663	3 860
	Köy	-	-	-	-	-	-	-	-	-	-
Mesleki ve teknik	**Toplam**	**15**	**5 949**	**3 134**	**2 815**	**380**	**248**	**15**	**5 578**	**2 956**	**2 622**
	Şehir	14	5 802	3 032	2 770	360	240	14	5 431	2 854	2 577
	Köy	1	147	102	45	20	8	1	147	102	45
TRA24 Ardahan	**Toplam**	**26**	**7 160**	**3 742**	**3 418**	**435**	**424**	**26**	**5 894**	**2 934**	**2 960**
	Şehir	25	7 069	3 684	3 385	424	416	25	5 803	2 876	2 927
	Köy	1	91	58	33	11	8	1	91	58	33
Genel	**Toplam**	**7**	**3 301**	**1 632**	**1 669**	**119**	**145**	**7**	**2 222**	**936**	**1 286**
	Şehir	7	3 301	1 632	1 669	119	145	7	2 222	936	1 286
	Köy	-	-	-	-	-	-	-	-	-	-
Mesleki ve teknik	**Toplam**	**19**	**3 859**	**2 110**	**1 749**	**316**	**279**	**19**	**3 672**	**1 998**	**1 674**
	Şehir	18	3 768	2 052	1 716	305	271	18	3 581	1 940	1 641
	Köy	1	91	58	33	11	8	1	91	58	33
TRB11 Malatya	**Toplam**	**137**	**67 468**	**36 085**	**31 383**	**4 368**	**2 149**	**106**	**43 831**	**22 150**	**21 681**
	Şehir	137	67 468	36 085	31 383	4 368	2 149	106	43 831	22 150	21 681
	Köy	-	-	-	-	-	-	-	-	-	-
Genel	**Toplam**	**70**	**34 598**	**18 058**	**16 540**	**1 921**	**1 009**	**44**	**19 309**	**9 031**	**10 278**
	Şehir	70	34 598	18 058	16 540	1 921	1 009	44	19 309	9 031	10 278
	Köy	-	-	-	-	-	-	-	-	-	-
Mesleki ve teknik	**Toplam**	**67**	**32 870**	**18 027**	**14 843**	**2 447**	**1 140**	**62**	**24 522**	**13 119**	**11 403**
	Şehir	67	32 870	18 027	14 843	2 447	1 140	62	24 522	13 119	11 403
	Köy	-	-	-	-	-	-	-	-	-	-
TRB12 Elazığ	**Toplam**	**88**	**46 604**	**24 965**	**21 639**	**2 995**	**1 540**	**77**	**32 783**	**17 133**	**15 650**
	Şehir	84	45 880	24 519	21 361	2 905	1 482	73	32 059	16 687	15 372
	Köy	4	724	446	278	90	58	4	724	446	278
Genel	**Toplam**	**42**	**25 930**	**13 491**	**12 439**	**1 350**	**738**	**32**	**15 623**	**7 529**	**8 094**
	Şehir	41	25 810	13 430	12 380	1 335	730	31	15 503	7 468	8 035
	Köy	1	120	61	59	15	8	1	120	61	59
Mesleki ve teknik	**Toplam**	**46**	**20 674**	**11 474**	**9 200**	**1 645**	**802**	**45**	**17 160**	**9 604**	**7 556**
	Şehir	43	20 070	11 089	8 981	1 570	752	42	16 556	9 219	7 337
	Köy	3	604	385	219	75	50	3	604	385	219
TRB13 Bingöl	**Toplam**	**48**	**22 194**	**12 415**	**9 779**	**1 194**	**726**	**42**	**14 305**	**7 432**	**6 873**
	Şehir	47	22 053	12 338	9 715	1 184	726	41	14 164	7 355	6 809
	Köy	1	141	77	64	10		1	141	77	64
Genel	**Toplam**	**20**	**12 824**	**7 504**	**5 320**	**536**	**310**	**14**	**6 538**	**3 430**	**3 108**
	Şehir	20	12 824	7 504	5 320	536	310	14	6 538	3 430	3 108
	Köy	-	-	-	-	-	-	-	-	-	-
Mesleki ve teknik	**Toplam**	**28**	**9 370**	**4 911**	**4 459**	**658**	**416**	**28**	**7 767**	**4 002**	**3 765**
	Şehir	27	9 229	4 834	4 395	648	416	27	7 626	3 925	3 701
	Köy	1	141	77	64	10	-	1	141	77	64
TRB14 Tunceli	**Toplam**	**26**	**4 115**	**2 282**	**1 833**	**345**	**279**	**25**	**2 837**	**1 466**	**1 371**
	Şehir	25	3 986	2 198	1 788	336	263	24	2 708	1 382	1 326
	Köy	1	129	84	45	9	16	1	129	84	45
Genel	**Toplam**	**11**	**2 756**	**1 477**	**1 279**	**175**	**130**	**10**	**1 797**	**876**	**921**
	Şehir	10	2 627	1 393	1 234	166	114	9	1 668	792	876
	Köy	1	129	84	45	9	16	1	129	84	45
Mesleki ve teknik	**Toplam**	**15**	**1 359**	**805**	**554**	**170**	**149**	**15**	**1 040**	**590**	**450**
	Şehir	15	1 359	805	554	170	149	15	1 040	590	450
	Köy	-	-	-	-	-	-	-	-	-	-
TRB21 Van	**Toplam**	**132**	**88 914**	**48 670**	**40 244**	**3 993**	**2 595**	**120**	**63 247**	**32 151**	**31 096**
	Şehir	132	88 914	48 670	40 244	3 993	2 595	120	63 247	32 151	31 096
	Köy	-	-	-	-	-	-	-	-	-	-
Genel	**Toplam**	**51**	**43 982**	**25 790**	**18 192**	**1 632**	**1 034**	**40**	**24 031**	**12 065**	**11 966**
	Şehir	51	43 982	25 790	18 192	1 632	1 034	40	24 031	12 065	11 966
	Köy	-	-	-	-	-	-	-	-	-	-
Mesleki ve teknik	**Toplam**	**81**	**44 932**	**22 880**	**22 052**	**2 361**	**1 561**	**80**	**39 216**	**20 086**	**19 130**
	Şehir	81	44 932	22 880	22 052	2 361	1 561	80	39 216	20 086	19 130
	Köy	-	-	-	-	-	-	-	-	-	-

Not. Açıköğretim öğrenci sayıları 2016-2017 eğitim öğretim yılı 1., 2. ve 3. dönem yeni kayıt yaptıran ve kayıt yenileyen aktif öğrencileri kapsar.

(1) Toplam öğretmen, kadrolu ve sözleşmeli öğretmenleri kapsar.

2.11. Number of schools, students, teachers and classrooms in public and private secondary education institutions by settlement place according to Statistical Regions Level 3 (continued)

[The educational year 2016/'17]

Public		Özel - Private						Açıköğretim lisesi Open secondary education				
			Öğrenci - Students					Öğrenci - Students				
Öğretmen[1] Teacher[1]	Derslik Classroom	Okul School	Toplam Total	Erkek Male	Kadın Female	Öğretmen[1] Teacher[1]	Derslik Classroom	Toplam Total	Erkek Male	Kadın Female		SR Level 3
774	**507**	**6**	**1 218**	**681**	**537**	**97**	**66**	**2 366**	**1 494**	**872**	**Total**	Iğdır TRA23
754	499	6	1 218	681	537	97	66	2 366	1 494	872	City	
20	8	-	-	-	-	-	-	-	-	-	Village	
394	**259**	**6**	**1 218**	**681**	**537**	**97**	**66**	**1 995**	**1 316**	**679**	**Total**	General
394	259	6	1 218	681	537	97	66	1 995	1 316	679	City	
-	-	-	-	-	-	-	-	-	-	-	Village	
380	**248**	-	-	-	-	-	-	**371**	**178**	**193**	**Total**	Vocational and technical
360	240	-	-	-	-	-	-	371	178	193	City	
20	8	-	-	-	-	-	-	-	-	-	Village	
435	**424**	-	-	-	-	-	-	**1 266**	**808**	**458**	**Total**	Ardahan TRA23
424	416	-	-	-	-	-	-	1 266	808	458	City	
11	8	-	-	-	-	-	-	-	-	-	Village	
119	**145**	-	-	-	-	-	-	**1 079**	**696**	**383**	**Total**	General
119	145	-	-	-	-	-	-	1 079	696	383	City	
-	-	-	-	-	-	-	-	-	-	-	Village	
316	**279**	-	-	-	-	-	-	**187**	**112**	**75**	**Total**	Vocational and technical
305	271	-	-	-	-	-	-	187	112	75	City	
11	8	-	-	-	-	-	-	-	-	-	Village	
3 721	**1 701**	**31**	**8 006**	**4 809**	**3 197**	**647**	**448**	**15 631**	**9 126**	**6 505**	**Total**	Malatya TRB11
3 721	1 701	31	8 006	4 809	3 197	647	448	15 631	9 126	6 505	City	
-	-	-	-	-	-	-	-	-	-	-	Village	
1 459	**719**	**26**	**4 790**	**2 775**	**2 015**	**462**	**290**	**10 499**	**6 252**	**4 247**	**Total**	General
1 459	719	26	4 790	2 775	2 015	462	290	10 499	6 252	4 247	City	
-	-	-	-	-	-	-	-	-	-	-	Village	
2 262	**982**	**5**	**3 216**	**2 034**	**1 182**	**185**	**158**	**5 132**	**2 874**	**2 258**	**Total**	Vocational and technical
2 262	982	5	3 216	2 034	1 182	185	158	5 132	2 874	2 258	City	
-	-	-	-	-	-	-	-	-	-	-	Village	
2 763	**1 377**	**11**	**2 454**	**1 438**	**1 016**	**232**	**163**	**11 367**	**6 394**	**4 973**	**Total**	Elazığ TRB12
2 673	1 319	11	2 454	1 438	1 016	232	163	11 367	6 394	4 973	City	
90	58	-	-	-	-	-	-	-	-	-	Village	
1 142	**587**	**10**	**2 168**	**1 279**	**889**	**208**	**151**	**8 139**	**4 683**	**3 456**	**Total**	General
1 127	579	10	2 168	1 279	889	208	151	8 139	4 683	3 456	City	
15	8	-	-	-	-	-	-	-	-	-	Village	
1 621	**790**	**1**	**286**	**159**	**127**	**24**	**12**	**3 228**	**1 711**	**1 517**	**Total**	Vocational and technical
1 546	740	1	286	159	127	24	12	3 228	1 711	1 517	City	
75	50	-	-	-	-	-	-	-	-	-	Village	
1 086	**661**	**6**	**816**	**523**	**293**	**108**	**65**	**7 073**	**4 460**	**2 613**	**Total**	Bingöl TRB13
1 076	661	6	816	523	293	108	65	7 073	4 460	2 613	City	
10		-	-	-	-	-	-	-	-	-	Village	
428	**245**	**6**	**816**	**523**	**293**	**108**	**65**	**5 470**	**3 551**	**1 919**	**Total**	General
428	245	6	816	523	293	108	65	5 470	3 551	1 919	City	
-	-	-	-	-	-	-	-	-	-	-	Village	
658	**416**	-	-	-	-	-	-	**1 603**	**909**	**694**	**Total**	Vocational and technical
648	416	-	-	-	-	-	-	1 603	909	694	City	
10		-	-	-	-	-	-	-	-	-	Village	
333	**279**	**1**	**73**	**47**	**26**	**12**	-	**1 205**	**769**	**436**	**Total**	Tunceli TRB14
324	263	1	73	47	26	12	-	1 205	769	436	City	
9	16	-	-	-	-	-	-	-	-	-	Village	
163	**130**	**1**	**73**	**47**	**26**	**12**	-	**886**	**554**	**332**	**Total**	General
154	114	1	73	47	26	12	-	886	554	332	City	
9	16	-	-	-	-	-	-	-	-	-	Village	
170	**149**	-	-	-	-	-	-	**319**	**215**	**104**	**Total**	Vocational and technical
170	149	-	-	-	-	-	-	319	215	104	City	
-	-	-	-	-	-	-	-	-	-	-	Village	
3 746	**2 405**	**12**	**3 189**	**1 985**	**1 204**	**247**	**190**	**22 478**	**14 534**	**7 944**	**Total**	Van TRB21
3 746	2 405	12	3 189	1 985	1 204	247	190	22 478	14 534	7 944	City	
-	-	-	-	-	-	-	-	-	-	-	Village	
1 385	**844**	**11**	**3 010**	**1 887**	**1 123**	**247**	**190**	**16 941**	**11 838**	**5 103**	**Total**	General
1 385	844	11	3 010	1 887	1 123	247	190	16 941	11 838	5 103	City	
-	-	-	-	-	-	-	-	-	-	-	Village	
2 361	**1 561**	**1**	**179**	**98**	**81**	-	-	**5 537**	**2 696**	**2 841**	**Total**	Vocational and technical
2 361	1 561	1	179	98	81	-	-	5 537	2 696	2 841	City	
-	-	-	-	-	-	-	-	-	-	-	Village	

Note. The number of open education students include the active students who are new entrants or who have renewed registration as of 1., 2. and 3. semester in the educational year 2016-2017.

(1) Total of teachers includes permanent and contractual teaching staff.

2.11 İstatistiki Bölge Birimleri Sınıflaması 3. düzey, ortaöğretimde resmi ve özel ayrımında yerleşim yeri, okul, öğrenci, öğretmen ve derslik sayısı (devam)

[2016/'17 öğretim yılı]

		Toplam - Total						Resmi			
			Öğrenci - Students						Öğrenci - Students		
İBBS 3. Düzey		**Okul** School	**Toplam** Total	**Erkek** Male	**Kadın** Female	**Öğretmen**[1] Teacher[1]	**Derslik** Classroom	**Okul** School	**Toplam** Total	**Erkek** Male	**Kadın** Female
TRB22 Muş	**Toplam**	**55**	**28 919**	**16 607**	**12 312**	**1 257**	**937**	**51**	**20 557**	**10 993**	**9 564**
	Şehir	50	27 436	15 814	11 622	1 166	851	46	19 074	10 200	8 874
	Köy	5	1 483	793	690	91	86	5	1 483	793	690
Genel	**Toplam**	**20**	**13 431**	**7 859**	**5 572**	**418**	**275**	**17**	**7 193**	**3 612**	**3 581**
	Şehir	19	12 894	7 579	5 315	386	259	16	6 656	3 332	3 324
	Köy	1	537	280	257	32	16	1	537	280	257
Mesleki ve teknik	**Toplam**	**35**	**15 488**	**8 748**	**6 740**	**839**	**662**	**34**	**13 364**	**7 381**	**5 983**
	Şehir	31	14 542	8 235	6 307	780	592	30	12 418	6 868	5 550
	Köy	4	946	513	433	59	70	4	946	513	433
TRB23 Bitlis	**Toplam**	**57**	**28 708**	**17 044**	**11 664**	**1 219**	**810**	**52**	**18 946**	**10 755**	**8 191**
	Şehir	57	28 708	17 044	11 664	1 219	810	52	18 946	10 755	8 191
	Köy	-	-	-	-	-	-	-	-	-	-
Genel	**Toplam**	**24**	**16 674**	**10 311**	**6 363**	**514**	**356**	**19**	**8 629**	**5 091**	**3 538**
	Şehir	24	16 674	10 311	6 363	514	356	19	8 629	5 091	3 538
	Köy	-	-	-	-	-	-	-	-	-	-
Mesleki ve teknik	**Toplam**	**33**	**12 034**	**6 733**	**5 301**	**705**	**454**	**33**	**10 317**	**5 664**	**4 653**
	Şehir	33	12 034	6 733	5 301	705	454	33	10 317	5 664	4 653
	Köy	-	-	-	-	-	-	-	-	-	-
TRB24 Hakkari	**Toplam**	**42**	**27 899**	**16 919**	**10 980**	**842**	**550**	**39**	**17 039**	**8 454**	**8 585**
	Şehir	38	26 683	16 189	10 494	792	518	35	15 823	7 724	8 099
	Köy	4	1 216	730	486	50	32	4	1 216	730	486
Genel	**Toplam**	**18**	**14 706**	**9 702**	**5 004**	**319**	**246**	**16**	**6 138**	**2 735**	**3 403**
	Şehir	18	14 706	9 702	5 004	319	246	16	6 138	2 735	3 403
	Köy	-	-	-	-	-	-	-	-	-	-
Mesleki ve teknik	**Toplam**	**24**	**13 193**	**7 217**	**5 976**	**523**	**304**	**23**	**10 901**	**5 719**	**5 182**
	Şehir	20	11 977	6 487	5 490	473	272	19	9 685	4 989	4 696
	Köy	4	1 216	730	486	50	32	4	1 216	730	486
TRC11 Gaziantep	**Toplam**	**219**	**159 078**	**85 482**	**73 596**	**7 396**	**4 541**	**172**	**108 024**	**54 630**	**53 394**
	Şehir	219	159 078	85 482	73 596	7 396	4 541	172	108 024	54 630	53 394
	Köy	-	-	-	-	-	-	-	-	-	-
Genel	**Toplam**	**110**	**93 042**	**48 880**	**44 162**	**3 626**	**2 440**	**71**	**52 881**	**24 300**	**28 581**
	Şehir	110	93 042	48 880	44 162	3 626	2 440	71	52 881	24 300	28 581
	Köy	-	-	-	-	-	-	-	-	-	-
Mesleki ve teknik	**Toplam**	**109**	**66 036**	**36 602**	**29 434**	**3 770**	**2 101**	**101**	**55 143**	**30 330**	**24 813**
	Şehir	109	66 036	36 602	29 434	3 770	2 101	101	55 143	30 330	24 813
	Köy	-	-	-	-	-	-	-	-	-	-
TRC12 Adıyaman	**Toplam**	**98**	**54 902**	**29 525**	**25 377**	**3 143**	**1 589**	**86**	**38 259**	**19 044**	**19 215**
	Şehir	84	52 270	28 019	24 251	2 922	1 462	72	35 627	17 538	18 089
	Köy	14	2 632	1 506	1 126	221	127	14	2 632	1 506	1 126
Genel	**Toplam**	**36**	**27 018**	**14 596**	**12 422**	**1 189**	**616**	**27**	**14 586**	**6 738**	**7 848**
	Şehir	34	26 551	14 331	12 220	1 163	600	25	14 119	6 473	7 646
	Köy	2	467	265	202	26	16	2	467	265	202
Mesleki ve teknik	**Toplam**	**62**	**27 884**	**14 929**	**12 955**	**1 954**	**973**	**59**	**23 673**	**12 306**	**11 367**
	Şehir	50	25 719	13 688	12 031	1 759	862	47	21 508	11 065	10 443
	Köy	12	2 165	1 241	924	195	111	12	2 165	1 241	924
TRC13 Kilis	**Toplam**	**22**	**11 507**	**6 144**	**5 363**	**591**	**402**	**22**	**8 690**	**4 414**	**4 276**
	Şehir	22	11 507	6 144	5 363	591	402	22	8 690	4 414	4 276
	Köy	-	-	-	-	-	-	-	-	-	-
Genel	**Toplam**	**6**	**5 434**	**2 686**	**2 748**	**215**	**119**	**6**	**3 043**	**1 200**	**1 843**
	Şehir	6	5 434	2 686	2 748	215	119	6	3 043	1 200	1 843
	Köy	-	-	-	-	-	-	-	-	-	-
Mesleki ve teknik	**Toplam**	**16**	**6 073**	**3 458**	**2 615**	**376**	**283**	**16**	**5 647**	**3 214**	**2 433**
	Şehir	16	6 073	3 458	2 615	376	283	16	5 647	3 214	2 433
	Köy	-	-	-	-	-	-	-	-	-	-
TRC21 Şanlıurfa	**Toplam**	**233**	**151 153**	**88 904**	**62 249**	**6 774**	**4 663**	**197**	**100 752**	**55 141**	**45 611**
	Şehir	233	151 153	88 904	62 249	6 774	4 663	197	100 752	55 141	45 611
	Köy	-	-	-	-	-	-	-	-	-	-
Genel	**Toplam**	**98**	**84 342**	**49 533**	**34 809**	**2 928**	**1 906**	**71**	**43 965**	**22 557**	**21 408**
	Şehir	98	84 342	49 533	34 809	2 928	1 906	71	43 965	22 557	21 408
	Köy	-	-	-	-	-	-	-	-	-	-
Mesleki ve teknik	**Toplam**	**135**	**66 811**	**39 371**	**27 440**	**3 846**	**2 757**	**126**	**56 787**	**32 584**	**24 203**
	Şehir	135	66 811	39 371	27 440	3 846	2 757	126	56 787	32 584	24 203
	Köy	-	-	-	-	-	-	-	-	-	-

Not. Açıköğretim öğrenci sayıları 2016-2017 eğitim öğretim yılı 1., 2. ve 3. dönem yeni kayıt yaptıran ve kayıt yenileyen aktif öğrencileri kapsar.

(1) Toplam öğretmen, kadrolu ve sözleşmeli öğretmenleri kapsar.

2.11. Number of schools, students, teachers and classrooms in public and private secondary education institutions by settlement place according to Statististical Regions Level 3 (continued)

[The educational year 2016/'17]

Public		Özel - Private						Açıköğretim lisesi Open secondary education				
			Öğrenci - Students					Öğrenci - Students				
Öğretmen[1] Teacher[1]	Derslik Classroom	Okul School	Toplam Total	Erkek Male	Kadın Female	Öğretmen[1] Teacher[1]	Derslik Classroom	Toplam Total	Erkek Male	Kadın Female		SR Level 3
1 179	**861**	**4**	**1 124**	**880**	**244**	**78**	**76**	**7 238**	**4 734**	**2 504**	**Total**	Muş TRB22
1 088	775	4	1 124	880	244	78	76	7 238	4 734	2 504	City	
91	86	-	-	-	-	-	-	-	-	-	Village	
362	**231**	**3**	**665**	**471**	**194**	**56**	**44**	**5 573**	**3 776**	**1 797**	**Total**	General
330	215	3	665	471	194	56	44	5 573	3 776	1 797	City	
32	16	-	-	-	-	-	-	-	-	-	Village	
817	**630**	**1**	**459**	**409**	**50**	**22**	**32**	**1 665**	**958**	**707**	**Total**	Vocational and technical
758	560	1	459	409	50	22	32	1 665	958	707	City	
59	70	-	-	-	-	-	-	-	-	-	Village	
1 162	**758**	**5**	**893**	**599**	**294**	**57**	**52**	**8 869**	**5 690**	**3 179**	**Total**	Bitlis TRB23
1 162	758	5	893	599	294	57	52	8 869	5 690	3 179	City	
-	-	-	-	-	-	-	-	-	-	-	Village	
457	**304**	**5**	**893**	**599**	**294**	**57**	**52**	**7 152**	**4 621**	**2 531**	**Total**	General
457	304	5	893	599	294	57	52	7 152	4 621	2 531	City	
-	-	-	-	-	-	-	-	-	-	-	Village	
705	**454**	-	-	-	-	-	-	**1 717**	**1 069**	**648**	**Total**	Vocational and technical
705	454	-	-	-	-	-	-	1 717	1 069	648	City	
-	-	-	-	-	-	-	-	-	-	-	Village	
809	**515**	**3**	**671**	**438**	**233**	**33**	**35**	**10 189**	**8 027**	**2 162**	**Total**	Hakkari TRB24
759	483	3	671	438	233	33	35	10 189	8 027	2 162	City	
50	32	-	-	-	-	-	-	-	-	-	Village	
303	**223**	**2**	**466**	**314**	**152**	**16**	**23**	**8 102**	**6 653**	**1 449**	**Total**	General
303	223	2	466	314	152	16	23	8 102	6 653	1 449	City	
-	-	-	-	-	-	-	-	-	-	-	Village	
506	**292**	**1**	**205**	**124**	**81**	**17**	**12**	**2 087**	**1 374**	**713**	**Total**	Vocational and technical
456	260	1	205	124	81	17	12	2 087	1 374	713	City	
50	32	-	-	-	-	-	-	-	-	-	Village	
6 472	**3 726**	**47**	**9 805**	**5 746**	**4 059**	**924**	**815**	**41 249**	**25 106**	**16 143**	**Total**	Gaziantep TRC11
6 472	3 726	47	9 805	5 746	4 059	924	815	41 249	25 106	16 143	City	
-	-	-	-	-	-	-	-	-	-	-	Village	
2 937	**1 790**	**39**	**6 858**	**4 029**	**2 829**	**689**	**650**	**33 303**	**20 551**	**12 752**	**Total**	General
2 937	1 790	39	6 858	4 029	2 829	689	650	33 303	20 551	12 752	City	
-	-	-	-	-	-	-	-	-	-	-	Village	
3 535	**1 936**	**8**	**2 947**	**1 717**	**1 230**	**235**	**165**	**7 946**	**4 555**	**3 391**	**Total**	Vocational and technical
3 535	1 936	8	2 947	1 717	1 230	235	165	7 946	4 555	3 391	City	
-	-	-	-	-	-	-	-	-	-	-	Village	
2 917	**1 434**	**12**	**2 838**	**1 818**	**1 020**	**226**	**155**	**13 805**	**8 663**	**5 142**	**Total**	Adıyaman TRC12
2 696	1 307	12	2 838	1 818	1 020	226	155	13 805	8 663	5 142	City	
221	127	-	-	-	-	-	-	-	-	-	Village	
1 020	**520**	**9**	**1 981**	**1 237**	**744**	**169**	**96**	**10 451**	**6 621**	**3 830**	**Total**	General
994	504	9	1 981	1 237	744	169	96	10 451	6 621	3 830	City	
26	16	-	-	-	-	-	-	-	-	-	Village	
1 897	**914**	**3**	**857**	**581**	**276**	**57**	**59**	**3 354**	**2 042**	**1 312**	**Total**	Vocational and technical
1 702	803	3	857	581	276	57	59	3 354	2 042	1 312	City	
195	111	-	-	-	-	-	-	-	-	-	Village	
591	**402**	-	-	-	-	-	-	**2 817**	**1 730**	**1 087**	**Total**	Kilis TRC13
591	402	-	-	-	-	-	-	2 817	1 730	1 087	City	
-	-	-	-	-	-	-	-	-	-	-	Village	
215	**119**	-	-	-	-	-	-	**2 391**	**1 486**	**905**	**Total**	General
215	119	-	-	-	-	-	-	2 391	1 486	905	City	
-	-	-	-	-	-	-	-	-	-	-	Village	
376	**283**	-	-	-	-	-	-	**426**	**244**	**182**	**Total**	Vocational and technical
376	283	-	-	-	-	-	-	426	244	182	City	
-	-	-	-	-	-	-	-	-	-	-	Village	
6 033	**4 126**	**36**	**11 870**	**8 368**	**3 502**	**741**	**537**	**38 531**	**25 395**	**13 136**	**Total**	Şanlıurfa TRC21
6 033	4 126	36	11 870	8 368	3 502	741	537	38 531	25 395	13 136	City	
-	-	-	-	-	-	-	-	-	-	-	Village	
2 398	**1 545**	**27**	**8 024**	**5 530**	**2 494**	**530**	**361**	**32 353**	**21 446**	**10 907**	**Total**	General
2 398	1 545	27	8 024	5 530	2 494	530	361	32 353	21 446	10 907	City	
-	-	-	-	-	-	-	-	-	-	-	Village	
3 635	**2 581**	**9**	**3 846**	**2 838**	**1 008**	**211**	**176**	**6 178**	**3 949**	**2 229**	**Total**	Vocational and technical
3 635	2 581	9	3 846	2 838	1 008	211	176	6 178	3 949	2 229	City	
-	-	-	-	-	-	-	-	-	-	-	Village	

Note. The number of open education students include the active students who are new entrants or who have renewed registration as of 1., 2. and 3. semester in the educational year 2016-2017.

(1) Total of teachers includes permanent and contractual teaching staff.

2.11 İstatistiki Bölge Birimleri Sınıflaması 3. düzey, ortaöğretimde resmi ve özel ayrımında yerleşim yeri, okul, öğrenci, öğretmen ve derslik sayısı (devam)

[2016/'17 öğretim yılı]

		Toplam - Total						Resmi			
			Öğrenci - Students						Öğrenci - Students		
İBBS 3. Düzey		Okul School	Toplam Total	Erkek Male	Kadın Female	Öğretmen[1] Teacher[1]	Derslik Classroom	Okul School	Toplam Total	Erkek Male	Kadın Female
TRC22 Diyarbakır	**Toplam**	**201**	**143 423**	**80 835**	**62 588**	**5 940**	**3 599**	**152**	**89 068**	**44 009**	**45 059**
	Şehir	201	143 423	80 835	62 588	5 940	3 599	152	89 068	44 009	45 059
	Köy	-	-	-	-	-	-	-	-	-	-
Genel	**Toplam**	**96**	**77 010**	**45 367**	**31 643**	**2 499**	**1 613**	**54**	**34 015**	**15 568**	**18 447**
	Şehir	96	77 010	45 367	31 643	2 499	1 613	54	34 015	15 568	18 447
	Köy	-	-	-	-	-	-	-	-	-	-
Mesleki ve teknik	**Toplam**	**105**	**66 413**	**35 468**	**30 945**	**3 441**	**1 986**	**98**	**55 053**	**28 441**	**26 612**
	Şehir	105	66 413	35 468	30 945	3 441	1 986	98	55 053	28 441	26 612
	Köy	-	-	-	-	-	-	-	-	-	-
TRC31 Mardin	**Toplam**	**122**	**70 200**	**40 062**	**30 138**	**3 164**	**2 037**	**103**	**44 977**	**23 002**	**21 975**
	Şehir	122	70 200	40 062	30 138	3 164	2 037	103	44 977	23 002	21 975
	Köy	-	-	-	-	-	-	-	-	-	-
Genel	**Toplam**	**52**	**40 940**	**23 461**	**17 479**	**1 420**	**874**	**35**	**20 063**	**9 282**	**10 781**
	Şehir	52	40 940	23 461	17 479	1 420	874	35	20 063	9 282	10 781
	Köy	-	-	-	-	-	-	-	-	-	-
Mesleki ve teknik	**Toplam**	**70**	**29 260**	**16 601**	**12 659**	**1 744**	**1 163**	**68**	**24 914**	**13 720**	**11 194**
	Şehir	70	29 260	16 601	12 659	1 744	1 163	68	24 914	13 720	11 194
	Köy	-	-	-	-	-	-	-	-	-	-
TRC32 Batman	**Toplam**	**80**	**58 492**	**32 208**	**26 284**	**2 688**	**1 562**	**60**	**35 008**	**16 558**	**18 450**
	Şehir	78	57 545	31 854	25 691	2 637	1 515	58	34 061	16 204	17 857
	Köy	2	947	354	593	51	47	2	947	354	593
Genel	**Toplam**	**46**	**36 780**	**20 588**	**16 192**	**1 488**	**875**	**31**	**20 319**	**9 515**	**10 804**
	Şehir	46	36 780	20 588	16 192	1 488	875	31	20 319	9 515	10 804
	Köy	-	-	-	-	-	-	-	-	-	-
Mesleki ve teknik	**Toplam**	**34**	**21 712**	**11 620**	**10 092**	**1 200**	**687**	**29**	**14 689**	**7 043**	**7 646**
	Şehir	32	20 765	11 266	9 499	1 149	640	27	13 742	6 689	7 053
	Köy	2	947	354	593	51	47	2	947	354	593
TRC33 Şırnak	**Toplam**	**65**	**42 512**	**24 122**	**18 390**	**1 448**	**1 140**	**59**	**28 451**	**14 188**	**14 263**
	Şehir	52	38 738	21 948	16 790	1 312	983	46	24 677	12 014	12 663
	Köy	13	3 774	2 174	1 600	136	157	13	3 774	2 174	1 600
Genel	**Toplam**	**25**	**20 573**	**11 707**	**8 866**	**486**	**450**	**20**	**9 004**	**3 525**	**5 479**
	Şehir	24	20 573	11 707	8 866	485	426	19	9 004	3 525	5 479
	Köy	1	-	-	-	1	24	1	-	-	-
Mesleki ve teknik	**Toplam**	**40**	**21 939**	**12 415**	**9 524**	**962**	**690**	**39**	**19 447**	**10 663**	**8 784**
	Şehir	28	18 165	10 241	7 924	827	557	27	15 673	8 489	7 184
	Köy	12	3 774	2 174	1 600	135	133	12	3 774	2 174	1 600
TRC34 Siirt	**Toplam**	**55**	**30 219**	**18 336**	**11 883**	**1 273**	**787**	**46**	**17 461**	**8 841**	**8 620**
	Şehir	51	29 107	17 658	11 449	1 202	728	43	16 632	8 406	8 226
	Köy	4	1 112	678	434	71	59	3	829	435	394
Genel	**Toplam**	**21**	**16 478**	**10 621**	**5 857**	**529**	**319**	**15**	**7 482**	**3 947**	**3 535**
	Şehir	21	16 478	10 621	5 857	529	319	15	7 482	3 947	3 535
	Köy	-	-	-	-	-	-	-	-	-	-
Mesleki ve teknik	**Toplam**	**34**	**13 741**	**7 715**	**6 026**	**744**	**468**	**31**	**9 979**	**4 894**	**5 085**
	Şehir	30	12 629	7 037	5 592	673	409	28	9 150	4 459	4 691
	Köy	4	1 112	678	434	71	59	3	829	435	394

Not. Açıköğretim öğrenci sayıları 2016-2017 eğitim öğretim yılı 1., 2. ve 3. dönem yeni kayıt yaptıran ve kayıt yenileyen aktif öğrencileri kapsar.

(1) Toplam öğretmen, kadrolu ve sözleşmeli öğretmenleri kapsar.

2.11. Number of schools, students, teachers and classrooms in public and private secondary education institutions by settlement place according to Statististical Regions Level 3 (continued)

[The educational year 2016/'17]

Public		Özel - Private						Açıköğretim lisesi Open secondary education				
			Öğrenci - Students					Öğrenci - Students				
Öğretmen[1] Teacher[1]	Derslik Classroom	Okul School	Toplam Total	Erkek Male	Kadın Female	Öğretmen[1] Teacher[1]	Derslik Classroom	Toplam Total	Erkek Male	Kadın Female		SR Level 3
5 231	**2 901**	**49**	**9 923**	**6 228**	**3 695**	**709**	**698**	**44 432**	**30 598**	**13 834**	**Total**	Diyarbakır
5 231	2 901	49	9 923	6 228	3 695	709	698	44 432	30 598	13 834	City	
-	-	-	-	-	-	-	-	-	-	-	Village	
1 896	**1 097**	**42**	**7 873**	**4 879**	**2 994**	**603**	**516**	**35 122**	**24 920**	**10 202**	**Total**	General
1 896	1 097	42	7 873	4 879	2 994	603	516	35 122	24 920	10 202	City	
-	-	-	-	-	-	-	-	-	-	-	Village	
3 335	**1 804**	**7**	**2 050**	**1 349**	**701**	**106**	**182**	**9 310**	**5 678**	**3 632**	**Total**	Vocational and technical
3 335	1 804	7	2 050	1 349	701	106	182	9 310	5 678	3 632	City	
-	-	-	-	-	-	-	-	-	-	-	Village	
2 846	**1 774**	**19**	**4 267**	**2 777**	**1 490**	**318**	**263**	**20 956**	**14 283**	**6 673**	**Total**	Mardin TRC31
2 846	1 774	19	4 267	2 777	1 490	318	263	20 956	14 283	6 673	City	
-	-	-	-	-	-	-	-	-	-	-	Village	
1 143	**658**	**17**	**3 667**	**2 387**	**1 280**	**277**	**216**	**17 210**	**11 792**	**5 418**	**Total**	General
1 143	658	17	3 667	2 387	1 280	277	216	17 210	11 792	5 418	City	
-	-	-	-	-	-	-	-	-	-	-	Village	
1 703	**1 116**	**2**	**600**	**390**	**210**	**41**	**47**	**3 746**	**2 491**	**1 255**	**Total**	Vocational and technical
1 703	1 116	2	600	390	210	41	47	3 746	2 491	1 255	City	
-	-	-	-	-	-	-	-	-	-	-	Village	
2 247	**1 258**	**20**	**6 334**	**4 455**	**1 879**	**441**	**304**	**17 150**	**11 195**	**5 955**	**Total**	Batman TRC32
2 196	1 211	20	6 334	4 455	1 879	441	304	17 150	11 195	5 955	City	
51	47	-	-	-	-	-	-	-	-	-	Village	
1 198	**687**	**15**	**3 714**	**2 434**	**1 280**	**290**	**188**	**12 747**	**8 639**	**4 108**	**Total**	General
1 198	687	15	3 714	2 434	1 280	290	188	12 747	8 639	4 108	City	
-	-	-	-	-	-	-	-	-	-	-	Village	
1 049	**571**	**5**	**2 620**	**2 021**	**599**	**151**	**116**	**4 403**	**2 556**	**1 847**	**Total**	Vocational and technical
998	524	5	2 620	2 021	599	151	116	4 403	2 556	1 847	City	
51	47	-	-	-	-	-	-	-	-	-	Village	
1 372	**1 062**	**6**	**1 544**	**1 012**	**532**	**76**	**78**	**12 517**	**8 922**	**3 595**	**Total**	Şırnak TRC33
1 236	905	6	1 544	1 012	532	76	78	12 517	8 922	3 595	City	
136	157	-	-	-	-	-	-	-	-	-	Village	
428	**390**	**5**	**1 301**	**842**	**459**	**58**	**60**	**10 268**	**7 340**	**2 928**	**Total**	General
427	366	5	1 301	842	459	58	60	10 268	7 340	2 928	City	
1	24	-	-	-	-	-	-	-	-	-	Village	
944	**672**	**1**	**243**	**170**	**73**	**18**	**18**	**2 249**	**1 582**	**667**	**Total**	Vocational and technical
809	539	1	243	170	73	18	18	2 249	1 582	667	City	
135	133	-	-	-	-	-	-	-	-	-	Village	
1 122	**669**	**9**	**1 808**	**1 402**	**406**	**151**	**118**	**10 950**	**8 093**	**2 857**	**Total**	Siirt TRC34
1 069	638	8	1 525	1 159	366	133	90	10 950	8 093	2 857	City	
53	31	1	283	243	40	18	28	-	-	-	Village	
430	**265**	**6**	**918**	**662**	**256**	**99**	**54**	**8 078**	**6 012**	**2 066**	**Total**	General
430	265	6	918	662	256	99	54	8 078	6 012	2 066	City	
-	-	-	-	-	-	-	-	-	-	-	Village	
692	**404**	**3**	**890**	**740**	**150**	**52**	**64**	**2 872**	**2 081**	**791**	**Total**	Vocational and technical
639	373	2	607	497	110	34	36	2 872	2 081	791	City	
53	31	1	283	243	40	18	28	-	-	-	Village	

Note. The number of open education students include the active students who are new entrants or who have renewed registration as of 1., 2. and 3. semester in the educational year 2016-2017.

(1) Total of teachers includes permanent and contractual teaching staff.

2.12 İstatistiki Bölge Birimleri Sınıflaması 3. düzey, yerleşim yeri ve sınıflara göre ortaöğretimde okul, şube ve öğrenci sayısı

[2016/'17 öğretim yılı]

		Toplam - Total					Sınıflara Göre Öğrenci - Students by Grade					
				Öğrenci - Students			Hazırlık sınıfı Preparatory class			9. sınıf Grade 9		
İBBS 3. Düzey		**Okul** School	**Şube** Division	**Toplam** Total	**Erkek** Male	**Kadın** Female	**Şube** Division	**Erkek** Male	**Kadın** Female	**Şube** Division	**Erkek** Male	**Kadın** Female
TR Türkiye	**Toplam**	**11 076**	**244 656**	**5 849 970**	**3 126 022**	**2 723 948**	**836**	**7 670**	**10 856**	**69 318**	**687 336**	**561 415**
	Şehir	**10 864**	**241 616**	**5 815 561**	**3 106 991**	**2 708 570**	**833**	**7 643**	**10 794**	**68 303**	**680 603**	**557 037**
	Köy	**212**	**3 040**	**34 409**	**19 031**	**15 378**	**3**	**27**	**62**	**1 015**	**6 733**	**4 378**
Genel	**Toplam**	**5 225**	**86 306**	**3 136 440**	**1 632 329**	**1 504 111**	**647**	**6 550**	**9 688**	**21 167**	**244 685**	**258 954**
	Şehir	**5 174**	**85 665**	**3 126 746**	**1 627 680**	**1 499 066**	**644**	**6 523**	**9 626**	**20 957**	**243 197**	**257 534**
	Köy	**51**	**641**	**9 694**	**4 649**	**5 045**	**3**	**27**	**62**	**210**	**1 488**	**1 420**
Mesleki ve teknik	**Toplam**	**5 851**	**158 350**	**2 713 530**	**1 493 693**	**1 219 837**	**189**	**1 120**	**1 168**	**48 151**	**442 651**	**302 461**
	Şehir	**5 690**	**155 951**	**2 688 815**	**1 479 311**	**1 209 504**	**189**	**1 120**	**1 168**	**47 346**	**437 406**	**299 503**
	Köy	**161**	**2 399**	**24 715**	**14 382**	**10 333**	**-**	**-**	**-**	**805**	**5 245**	**2 958**
TR100 İstanbul	**Toplam**	**1 519**	**36 221**	**1 081 819**	**576 067**	**505 752**	**308**	**2 989**	**3 145**	**10 195**	**115 895**	**97 236**
	Şehir	1 519	36 221	1 081 819	576 067	505 752	308	2 989	3 145	10 195	115 895	97 236
	Köy	-	-	-	-	-	-	-	-	-	-	-
Genel	**Toplam**	**843**	**12 540**	**557 798**	**304 569**	**253 229**	**240**	**2 526**	**2 697**	**2 932**	**37 289**	**35 953**
	Şehir	843	12 540	557 798	304 569	253 229	240	2 526	2 697	2 932	37 289	35 953
	Köy	-	-	-	-	-	-	-	-	-	-	-
Mesleki ve teknik	**Toplam**	**676**	**23 681**	**524 021**	**271 498**	**252 523**	**68**	**463**	**448**	**7 263**	**78 606**	**61 283**
	Şehir	676	23 681	524 021	271 498	252 523	68	463	448	7 263	78 606	61 283
	Köy	-	-	-	-	-	-	-	-	-	-	-
TR211 Tekirdağ	**Toplam**	**123**	**2 805**	**64 015**	**34 365**	**29 650**	**5**	**38**	**96**	**782**	**7 469**	**5 924**
	Şehir	123	2 805	64 015	34 365	29 650	5	38	96	782	7 469	5 924
	Köy	-	-	-	-	-	-	-	-	-	-	-
Genel	**Toplam**	**54**	**939**	**36 031**	**18 226**	**17 805**	**5**	**38**	**96**	**236**	**2 791**	**2 951**
	Şehir	54	939	36 031	18 226	17 805	5	38	96	236	2 791	2 951
	Köy	-	-	-	-	-	-	-	-	-	-	-
Mesleki ve teknik	**Toplam**	**69**	**1 866**	**27 984**	**16 139**	**11 845**	**-**	**-**	**-**	**546**	**4 678**	**2 973**
	Şehir	69	1 866	27 984	16 139	11 845	-	-	-	546	4 678	2 973
	Köy	-	-	-	-	-	-	-	-	-	-	-
TR212 Edirne	**Toplam**	**67**	**959**	**19 681**	**10 388**	**9 293**	**4**	**29**	**86**	**224**	**2 265**	**2 078**
	Şehir	65	944	19 329	10 216	9 113	4	29	86	220	2 222	2 033
	Köy	2	15	352	172	180	-	-	-	4	43	45
Genel	**Toplam**	**30**	**422**	**11 742**	**5 627**	**6 115**	**4**	**29**	**86**	**95**	**1 025**	**1 193**
	Şehir	28	407	11 390	5 455	5 935	4	29	86	91	982	1 148
	Köy	2	15	352	172	180	-	-	-	4	43	45
Mesleki ve teknik	**Toplam**	**37**	**537**	**7 939**	**4 761**	**3 178**	**-**	**-**	**-**	**129**	**1 240**	**885**
	Şehir	37	537	7 939	4 761	3 178	-	-	-	129	1 240	885
	Köy	-	-	-	-	-	-	-	-	-	-	-
TR213 Kırklareli	**Toplam**	**56**	**1 040**	**18 765**	**10 169**	**8 596**	**3**	**28**	**59**	**265**	**2 151**	**1 864**
	Şehir	51	973	18 383	9 953	8 430	3	28	59	247	2 090	1 823
	Köy	5	67	382	216	166	-	-	-	18	61	41
Genel	**Toplam**	**25**	**377**	**11 203**	**5 588**	**5 615**	**3**	**28**	**59**	**91**	**956**	**1 088**
	Şehir	23	351	11 054	5 511	5 543	3	28	59	83	932	1 072
	Köy	2	26	149	77	72	-	-	-	8	24	16
Mesleki ve teknik	**Toplam**	**31**	**663**	**7 562**	**4 581**	**2 981**	**-**	**-**	**-**	**174**	**1 195**	**776**
	Şehir	28	622	7 329	4 442	2 887	-	-	-	164	1 158	751
	Köy	3	41	233	139	94	-	-	-	10	37	25
TR221 Balıkesir	**Toplam**	**176**	**3 556**	**74 279**	**39 711**	**34 568**	**10**	**145**	**168**	**940**	**8 677**	**6 832**
	Şehir	176	3 556	74 279	39 711	34 568	10	145	168	940	8 677	6 832
	Köy	-	-	-	-	-	-	-	-	-	-	-
Genel	**Toplam**	**78**	**1 259**	**39 494**	**19 446**	**20 048**	**10**	**145**	**168**	**292**	**2 900**	**3 362**
	Şehir	78	1 259	39 494	19 446	20 048	10	145	168	292	2 900	3 362
	Köy	-	-	-	-	-	-	-	-	-	-	-
Mesleki ve teknik	**Toplam**	**98**	**2 297**	**34 785**	**20 265**	**14 520**	**-**	**-**	**-**	**648**	**5 777**	**3 470**
	Şehir	98	2 297	34 785	20 265	14 520	-	-	-	648	5 777	3 470
	Köy	-	-	-	-	-	-	-	-	-	-	-
TR222 Çanakkale	**Toplam**	**94**	**1 390**	**26 885**	**14 197**	**12 688**	**2**	**20**	**27**	**366**	**3 205**	**2 668**
	Şehir	80	1 210	24 596	12 963	11 633	2	20	27	315	2 826	2 359
	Köy	14	180	2 289	1 234	1 055	-	-	-	51	379	309
Genel	**Toplam**	**38**	**501**	**15 885**	**7 544**	**8 341**	**2**	**20**	**27**	**113**	**1 306**	**1 581**
	Şehir	32	448	14 690	6 940	7 750	2	20	27	99	1 137	1 403
	Köy	6	53	1 195	604	591	-	-	-	14	169	178
Mesleki ve teknik	**Toplam**	**56**	**889**	**11 000**	**6 653**	**4 347**	**-**	**-**	**-**	**253**	**1 899**	**1 087**
	Şehir	48	762	9 906	6 023	3 883	-	-	-	216	1 689	956
	Köy	8	127	1 094	630	464	-	-	-	37	210	131

Not. Açıköğretim öğrenci sayıları 2016-2017 eğitim öğretim yılı 1., 2. ve 3. dönem yeni kayıt yaptıran ve kayıt yenileyen aktif öğrencileri kapsar.

2.12 Number of schools, divisions and students in secondary education by grade and settlement place according to Statistical Regions Level 3

[The educational year 2016/'17]

Sınıflara Göre Öğrenci - Students by Grade												
10. sınıf Grade 10			11. sınıf Grade 11			12. sınıf Grade 12			Açıköğretim Lisesi Open secondary education			
Şube Division	Erkek Male	Kadın Female	Şube Division	Erkek Male	Kadın Female	Şube Division	Erkek Male	Kadın Female	Erkek Male	Kadın Female		SR Level 3
58 542	**564 727**	**532 462**	**61 977**	**489 835**	**491 370**	**53 983**	**474 328**	**475 033**	**902 126**	**652 812**	**Total**	Turkey TR
57 786	**559 968**	**528 461**	**61 224**	**485 670**	**487 732**	**53 470**	**470 981**	**471 734**	**902 126**	**652 812**	**City**	
756	**4 759**	**4 001**	**753**	**4 165**	**3 638**	**513**	**3 347**	**3 299**	**-**	**-**	**Village**	
20 230	**249 640**	**270 245**	**21 586**	**223 779**	**247 465**	**22 676**	**203 292**	**225 498**	**704 383**	**492 261**	**Total**	General
20 077	**248 448**	**268 837**	**21 435**	**222 626**	**246 261**	**22 552**	**202 503**	**224 547**	**704 383**	**492 261**	**City**	
153	**1 192**	**1 408**	**151**	**1 153**	**1 204**	**124**	**789**	**951**	**-**	**-**	**Village**	
38 312	**315 087**	**262 217**	**40 391**	**266 056**	**243 905**	**31 307**	**271 036**	**249 535**	**197 743**	**160 551**	**Total**	Vocational and technical
37 709	**311 520**	**259 624**	**39 789**	**263 044**	**241 471**	**30 918**	**268 478**	**247 187**	**197 743**	**160 551**	**City**	
603	**3 567**	**2 593**	**602**	**3 012**	**2 434**	**389**	**2 558**	**2 348**	**-**	**-**	**Village**	
8 719	**99 205**	**93 402**	**9 043**	**83 742**	**85 356**	**7 956**	**80 288**	**82 980**	**193 948**	**143 633**	**Total**	İstanbul TR100
8 719	99 205	93 402	9 043	83 742	85 356	7 956	80 288	82 980	193 948	143 633	City	
-	-	-	-	-	-	-	-	-	-	-	Village	
2 989	**42 076**	**39 774**	**3 059**	**36 093**	**35 472**	**3 320**	**33 318**	**32 717**	**153 267**	**106 616**	**Total**	General
2 989	42 076	39 774	3 059	36 093	35 472	3 320	33 318	32 717	153 267	106 616	City	
-	-	-	-	-	-	-	-	-	-	-	Village	
5 730	**57 129**	**53 628**	**5 984**	**47 649**	**49 884**	**4 636**	**46 970**	**50 263**	**40 681**	**37 017**	**Total**	Vocational and technical
5 730	57 129	53 628	5 984	47 649	49 884	4 636	46 970	50 263	40 681	37 017	City	
-	-	-	-	-	-	-	-	-	-	-	Village	
704	**6 086**	**5 580**	**709**	**5 487**	**5 256**	**605**	**5 619**	**5 267**	**9 666**	**7 527**	**Total**	Tekirdağ TR21
704	6 086	5 580	709	5 487	5 256	605	5 619	5 267	9 666	7 527	City	
-	-	-	-	-	-	-	-	-	-	-	Village	
215	**2 693**	**2 962**	**237**	**2 447**	**2 792**	**246**	**2 195**	**2 657**	**8 062**	**6 347**	**Total**	General
215	2 693	2 962	237	2 447	2 792	246	2 195	2 657	8 062	6 347	City	
-	-	-	-	-	-	-	-	-	-	-	Village	
489	**3 393**	**2 618**	**472**	**3 040**	**2 464**	**359**	**3 424**	**2 610**	**1 604**	**1 180**	**Total**	Vocational and technical
489	3 393	2 618	472	3 040	2 464	359	3 424	2 610	1 604	1 180	City	
-	-	-	-	-	-	-	-	-	-	-	Village	
227	**2 140**	**2 028**	**254**	**1 987**	**1 785**	**250**	**2 035**	**1 867**	**1 932**	**1 449**	**Total**	Edirne TR212
223	2 095	1 979	250	1 941	1 728	247	1 997	1 838	1 932	1 449	City	
4	45	49	4	46	57	3	38	29	-	-	Village	
93	**1 019**	**1 330**	**109**	**1 008**	**1 120**	**121**	**992**	**1 213**	**1 554**	**1 173**	**Total**	General
89	974	1 281	105	962	1 063	118	954	1 184	1 554	1 173	City	
4	45	49	4	46	57	3	38	29	-	-	Village	
134	**1 121**	**698**	**145**	**979**	**665**	**129**	**1 043**	**654**	**378**	**276**	**Total**	Vocational and technical
134	1 121	698	145	979	665	129	1 043	654	378	276	City	
-	-	-	-	-	-	-	-	-	-	-	Village	
256	**1 962**	**1 782**	**273**	**1 857**	**1 723**	**243**	**1 941**	**1 769**	**2 230**	**1 399**	**Total**	Kırklareli TR213
237	1 921	1 745	254	1 796	1 667	232	1 888	1 737	2 230	1 399	City	
19	41	37	19	61	56	11	53	32	-	-	Village	
88	**989**	**1 150**	**94**	**944**	**1 056**	**101**	**883**	**1 054**	**1 788**	**1 208**	**Total**	General
80	971	1 134	88	920	1 026	97	872	1 044	1 788	1 208	City	
8	18	16	6	24	30	4	11	10	-	-	Village	
168	**973**	**632**	**179**	**913**	**667**	**142**	**1 058**	**715**	**442**	**191**	**Total**	Vocational and technical
157	950	611	166	876	641	135	1 016	693	442	191	City	
11	23	21	13	37	26	7	42	22	-	-	Village	
809	**7 627**	**6 830**	**918**	**6 879**	**6 448**	**879**	**7 492**	**6 837**	**8 891**	**7 453**	**Total**	Balıkesir TR221
809	7 627	6 830	918	6 879	6 448	879	7 492	6 837	8 891	7 453	City	
-	-	-	-	-	-	-	-	-	-	-	Village	
276	**3 023**	**3 640**	**329**	**3 002**	**3 471**	**352**	**2 985**	**3 610**	**7 391**	**5 797**	**Total**	General
276	3 023	3 640	329	3 002	3 471	352	2 985	3 610	7 391	5 797	City	
-	-	-	-	-	-	-	-	-	-	-	Village	
533	**4 604**	**3 190**	**589**	**3 877**	**2 977**	**527**	**4 507**	**3 227**	**1 500**	**1 656**	**Total**	Vocational and technical
533	4 604	3 190	589	3 877	2 977	527	4 507	3 227	1 500	1 656	City	
-	-	-	-	-	-	-	-	-	-	-	Village	
318	**2 779**	**2 687**	**376**	**2 653**	**2 424**	**328**	**2 775**	**2 498**	**2 765**	**2 384**	**Total**	Çanakkale TR222
277	2 455	2 403	328	2 367	2 195	288	2 530	2 265	2 765	2 384	City	
41	324	284	48	286	229	40	245	233	-	-	Village	
117	**1 312**	**1 632**	**132**	**1 298**	**1 534**	**137**	**1 188**	**1 534**	**2 420**	**2 033**	**Total**	General
105	1 136	1 478	119	1 157	1 405	123	1 070	1 404	2 420	2 033	City	
12	176	154	13	141	129	14	118	130	-	-	Village	
201	**1 467**	**1 055**	**244**	**1 355**	**890**	**191**	**1 587**	**964**	**345**	**351**	**Total**	Vocational and technical
172	1 319	925	209	1 210	790	165	1 460	861	345	351	City	
29	148	130	35	145	100	26	127	103	-	-	Village	

Note. The number of open education students include the active students who are new entrants or who have renewed registration as of 1., 2. and 3. semester in the educational year 2016-2017.

2.12 İstatistiki Bölge Birimleri Sınıflaması 3. düzey, yerleşim yeri ve sınıflara göre ortaöğretimde okul, şube ve öğrenci sayısı (devam)

[2016/'17 öğretim yılı]

		Toplam - Total					Sınıflara Göre Öğrenci - Students by Grade					
				Öğrenci - Students			Hazırlık sınıfı Preparatory class			9. sınıf Grade 9		
İBBS 3. Düzey		**Okul** School	**Şube** Division	**Toplam** Total	**Erkek** Male	**Kadın** Female	**Şube** Division	**Erkek** Male	**Kadın** Female	**Şube** Division	**Erkek** Male	**Kadın** Female
TR310 İzmir	**Toplam**	**478**	**11 467**	**270 897**	**145 236**	**125 661**	**46**	**370**	**589**	**3 222**	**29 943**	**24 877**
	Şehir	478	11 467	270 897	145 236	125 661	46	370	589	3 222	29 943	24 877
	Köy	-	-	-	-	-	-	-	-	-	-	-
Genel	**Toplam**	**247**	**4 262**	**151 883**	**77 739**	**74 144**	**40**	**370**	**525**	**1 011**	**10 308**	**12 009**
	Şehir	247	4 262	151 883	77 739	74 144	40	370	525	1 011	10 308	12 009
	Köy	-	-	-	-	-	-	-	-	-	-	-
Mesleki ve teknik	**Toplam**	**231**	**7 205**	**119 014**	**67 497**	**51 517**	**6**	**-**	**64**	**2 211**	**19 635**	**12 868**
	Şehir	231	7 205	119 014	67 497	51 517	6	-	64	2 211	19 635	12 868
	Köy	-	-	-	-	-	-	-	-	-	-	-
TR321 Aydın	**Toplam**	**157**	**3 327**	**67 622**	**36 626**	**30 996**	**5**	**40**	**104**	**918**	**8 631**	**6 631**
	Şehir	157	3 327	67 622	36 626	30 996	5	40	104	918	8 631	6 631
	Köy	-	-	-	-	-	-	-	-	-	-	-
Genel	**Toplam**	**79**	**1 413**	**40 127**	**20 245**	**19 882**	**5**	**40**	**104**	**331**	**3 217**	**3 775**
	Şehir	79	1 413	40 127	20 245	19 882	5	40	104	331	3 217	3 775
	Köy	-	-	-	-	-	-	-	-	-	-	-
Mesleki ve teknik	**Toplam**	**78**	**1 914**	**27 495**	**16 381**	**11 114**	**-**	**-**	**-**	**587**	**5 414**	**2 856**
	Şehir	78	1 914	27 495	16 381	11 114	-	-	-	587	5 414	2 856
	Köy	-	-	-	-	-	-	-	-	-	-	-
TR322 Denizli	**Toplam**	**155**	**3 341**	**68 167**	**36 025**	**32 142**	**4**	**33**	**86**	**892**	**8 366**	**6 742**
	Şehir	155	3 341	68 167	36 025	32 142	4	33	86	892	8 366	6 742
	Köy	-	-	-	-	-	-	-	-	-	-	-
Genel	**Toplam**	**75**	**1 186**	**37 144**	**18 602**	**18 542**	**4**	**33**	**86**	**272**	**3 005**	**3 536**
	Şehir	75	1 186	37 144	18 602	18 542	4	33	86	272	3 005	3 536
	Köy	-	-	-	-	-	-	-	-	-	-	-
Mesleki ve teknik	**Toplam**	**80**	**2 155**	**31 023**	**17 423**	**13 600**	**-**	**-**	**-**	**620**	**5 361**	**3 206**
	Şehir	80	2 155	31 023	17 423	13 600	-	-	-	620	5 361	3 206
	Köy	-	-	-	-	-	-	-	-	-	-	-
TR323 Muğla	**Toplam**	**148**	**2 632**	**57 550**	**31 664**	**25 886**	**8**	**69**	**96**	**695**	**6 143**	**5 092**
	Şehir	148	2 632	57 550	31 664	25 886	8	69	96	695	6 143	5 092
	Köy	-	-	-	-	-	-	-	-	-	-	-
Genel	**Toplam**	**76**	**1 095**	**36 372**	**18 851**	**17 521**	**8**	**69**	**96**	**258**	**2 655**	**3 166**
	Şehir	76	1 095	36 372	18 851	17 521	8	69	96	258	2 655	3 166
	Köy	-	-	-	-	-	-	-	-	-	-	-
Mesleki ve teknik	**Toplam**	**72**	**1 537**	**21 178**	**12 813**	**8 365**	**-**	**-**	**-**	**437**	**3 488**	**1 926**
	Şehir	72	1 537	21 178	12 813	8 365	-	-	-	437	3 488	1 926
	Köy	-	-	-	-	-	-	-	-	-	-	-
TR331 Manisa	**Toplam**	**190**	**3 742**	**90 778**	**48 797**	**41 981**	**7**	**66**	**138**	**998**	**11 025**	**8 611**
	Şehir	190	3 742	90 778	48 797	41 981	7	66	138	998	11 025	8 611
	Köy	-	-	-	-	-	-	-	-	-	-	-
Genel	**Toplam**	**90**	**1 321**	**45 274**	**22 036**	**23 238**	**7**	**66**	**138**	**287**	**3 074**	**3 759**
	Şehir	90	1 321	45 274	22 036	23 238	7	66	138	287	3 074	3 759
	Köy	-	-	-	-	-	-	-	-	-	-	-
Mesleki ve teknik	**Toplam**	**100**	**2 421**	**45 504**	**26 761**	**18 743**	**-**	**-**	**-**	**711**	**7 951**	**4 852**
	Şehir	100	2 421	45 504	26 761	18 743	-	-	-	711	7 951	4 852
	Köy	-	-	-	-	-	-	-	-	-	-	-
TR332 Afyonkarahisar	**Toplam**	**136**	**2 499**	**48 939**	**26 041**	**22 898**	**8**	**93**	**132**	**728**	**5 851**	**4 504**
	Şehir	123	2 307	47 875	25 396	22 479	8	93	132	660	5 637	4 404
	Köy	13	192	1 064	645	419	-	-	-	68	214	100
Genel	**Toplam**	**46**	**647**	**26 011**	**13 127**	**12 884**	**8**	**93**	**132**	**153**	**1 741**	**2 073**
	Şehir	46	647	26 011	13 127	12 884	8	93	132	153	1 741	2 073
	Köy	-	-	-	-	-	-	-	-	-	-	-
Mesleki ve teknik	**Toplam**	**90**	**1 852**	**22 928**	**12 914**	**10 014**	**-**	**-**	**-**	**575**	**4 110**	**2 431**
	Şehir	77	1 660	21 864	12 269	9 595	-	-	-	507	3 896	2 331
	Köy	13	192	1 064	645	419	-	-	-	68	214	100
TR333 Kütahya	**Toplam**	**101**	**1 859**	**37 851**	**19 531**	**18 320**	**5**	**53**	**92**	**506**	**4 322**	**3 493**
	Şehir	97	1 757	37 243	19 170	18 073	5	53	92	476	4 228	3 439
	Köy	4	102	608	361	247	-	-	-	30	94	54
Genel	**Toplam**	**37**	**536**	**20 378**	**9 866**	**10 512**	**5**	**53**	**92**	**132**	**1 553**	**1 659**
	Şehir	37	536	20 378	9 866	10 512	5	53	92	132	1 553	1 659
	Köy	-	-	-	-	-	-	-	-	-	-	-
Mesleki ve teknik	**Toplam**	**64**	**1 323**	**17 473**	**9 665**	**7 808**	**-**	**-**	**-**	**374**	**2 769**	**1 834**
	Şehir	60	1 221	16 865	9 304	7 561	-	-	-	344	2 675	1 780
	Köy	4	102	608	361	247	-	-	-	30	94	54

Not. Açıköğretim öğrenci sayıları 2016-2017 eğitim öğretim yılı 1., 2. ve 3. dönem yeni kayıt yaptıran ve kayıt yenileyen aktif öğrencileri kapsar.

2.12 Number of schools, divisions and students in secondary education by grade and settlement place according to Statistical Regions Level 3 (continued)

[The educational year 2016/'17]

Sınıflara Göre Öğrenci - Students by Grade												
10. sınıf Grade 10			11. sınıf Grade 11			12. sınıf Grade 12			Açıköğretim Lisesi Open secondary education			
Şube Division	Erkek Male	Kadın Female	Şube Division	Erkek Male	Kadın Female	Şube Division	Erkek Male	Kadın Female	Erkek Male	Kadın Female		SR Level 3
2 666	**25 515**	**24 399**	**2 886**	**22 497**	**22 165**	**2 647**	**22 337**	**22 528**	**44 574**	**31 103**	**Total**	İzmir TR310
2 666	25 515	24 399	2 886	22 497	22 165	2 647	22 337	22 528	44 574	31 103	City	
-	-	-	-	-	-	-	-	-	-	-	Village	
977	**11 416**	**13 475**	**1 057**	**10 554**	**12 275**	**1 177**	**9 618**	**11 232**	**35 473**	**24 628**	**Total**	General
977	11 416	13 475	1 057	10 554	12 275	1 177	9 618	11 232	35 473	24 628	City	
-	-	-	-	-	-	-	-	-	-	-	Village	
1 689	**14 099**	**10 924**	**1 829**	**11 943**	**9 890**	**1 470**	**12 719**	**11 296**	**9 101**	**6 475**	**Total**	Vocational and technical
1 689	14 099	10 924	1 829	11 943	9 890	1 470	12 719	11 296	9 101	6 475	City	
-	-	-	-	-	-	-	-	-	-	-	Village	
780	**6 829**	**6 217**	**865**	**6 140**	**5 956**	**759**	**5 781**	**5 667**	**9 205**	**6 421**	**Total**	Aydın TR321
780	6 829	6 217	865	6 140	5 956	759	5 781	5 667	9 205	6 421	City	
-	-	-	-	-	-	-	-	-	-	-	Village	
320	**3 125**	**3 808**	**366**	**2 951**	**3 496**	**391**	**2 618**	**3 269**	**8 294**	**5 430**	**Total**	General
320	3 125	3 808	366	2 951	3 496	391	2 618	3 269	8 294	5 430	City	
-	-	-	-	-	-	-	-	-	-	-	Village	
460	**3 704**	**2 409**	**499**	**3 189**	**2 460**	**368**	**3 163**	**2 398**	**911**	**991**	**Total**	Vocational and technical
460	3 704	2 409	499	3 189	2 460	368	3 163	2 398	911	991	City	
-	-	-	-	-	-	-	-	-	-	-	Village	
786	**6 953**	**6 837**	**916**	**6 464**	**6 514**	**743**	**5 977**	**6 144**	**8 232**	**5 819**	**Total**	Denizli TR322
786	6 953	6 837	916	6 464	6 514	743	5 977	6 144	8 232	5 819	City	
-	-	-	-	-	-	-	-	-	-	-	Village	
250	**2 784**	**3 456**	**319**	**2 800**	**3 387**	**341**	**2 479**	**2 981**	**7 501**	**5 096**	**Total**	General
250	2 784	3 456	319	2 800	3 387	341	2 479	2 981	7 501	5 096	City	
-	-	-	-	-	-	-	-	-	-	-	Village	
536	**4 169**	**3 381**	**597**	**3 664**	**3 127**	**402**	**3 498**	**3 163**	**731**	**723**	**Total**	Vocational and technical
536	4 169	3 381	597	3 664	3 127	402	3 498	3 163	731	723	City	
-	-	-	-	-	-	-	-	-	-	-	Village	
629	**5 569**	**5 151**	**696**	**4 961**	**4 806**	**604**	**5 042**	**4 623**	**9 880**	**6 118**	**Total**	Muğla TR323
629	5 569	5 151	696	4 961	4 806	604	5 042	4 623	9 880	6 118	City	
-	-	-	-	-	-	-	-	-	-	-	Village	
251	**2 765**	**3 277**	**277**	**2 488**	**3 044**	**301**	**2 315**	**2 698**	**8 559**	**5 240**	**Total**	General
251	2 765	3 277	277	2 488	3 044	301	2 315	2 698	8 559	5 240	City	
-	-	-	-	-	-	-	-	-	-	-	Village	
378	**2 804**	**1 874**	**419**	**2 473**	**1 762**	**303**	**2 727**	**1 925**	**1 321**	**878**	**Total**	Vocational and technical
378	2 804	1 874	419	2 473	1 762	303	2 727	1 925	1 321	878	City	
-	-	-	-	-	-	-	-	-	-	-	Village	
857	**9 565**	**8 569**	**954**	**8 709**	**8 006**	**926**	**8 349**	**7 905**	**11 083**	**8 752**	**Total**	Manisa TR331
857	9 565	8 569	954	8 709	8 006	926	8 349	7 905	11 083	8 752	City	
-	-	-	-	-	-	-	-	-	-	-	Village	
278	**3 252**	**4 089**	**354**	**3 511**	**4 291**	**395**	**3 345**	**4 243**	**8 788**	**6 718**	**Total**	General
278	3 252	4 089	354	3 511	4 291	395	3 345	4 243	8 788	6 718	City	
-	-	-	-	-	-	-	-	-	-	-	Village	
579	**6 313**	**4 480**	**600**	**5 198**	**3 715**	**531**	**5 004**	**3 662**	**2 295**	**2 034**	**Total**	Vocational and technical
579	6 313	4 480	600	5 198	3 715	531	5 004	3 662	2 295	2 034	City	
-	-	-	-	-	-	-	-	-	-	-	Village	
605	**4 609**	**4 428**	**649**	**4 188**	**4 139**	**509**	**4 039**	**4 074**	**7 261**	**5 621**	**Total**	Afyonkarahisar TR332
554	4 455	4 314	608	4 064	4 052	477	3 886	3 956	7 261	5 621	City	
51	154	114	41	124	87	32	153	118	-	-	Village	
156	**1 610**	**2 191**	**172**	**1 586**	**2 079**	**158**	**1 427**	**1 963**	**6 670**	**4 446**	**Total**	General
156	1 610	2 191	172	1 586	2 079	158	1 427	1 963	6 670	4 446	City	
-	-	-	-	-	-	-	-	-	-	-	Village	
449	**2 999**	**2 237**	**477**	**2 602**	**2 060**	**351**	**2 612**	**2 111**	**591**	**1 175**	**Total**	Vocational and technical
398	2 845	2 123	436	2 478	1 973	319	2 459	1 993	591	1 175	City	
51	154	114	41	124	87	32	153	118	-	-	Village	
457	**3 790**	**3 520**	**471**	**3 401**	**3 248**	**420**	**3 306**	**3 180**	**4 659**	**4 787**	**Total**	Kütahya TR333
427	3 684	3 440	445	3 330	3 197	404	3 216	3 118	4 659	4 787	City	
30	106	80	26	71	51	16	90	62	-	-	Village	
134	**1 630**	**1 821**	**131**	**1 438**	**1 615**	**134**	**1 321**	**1 477**	**3 871**	**3 848**	**Total**	General
134	1 630	1 821	131	1 438	1 615	134	1 321	1 477	3 871	3 848	City	
-	-	-	-	-	-	-	-	-	-	-	Village	
323	**2 160**	**1 699**	**340**	**1 963**	**1 633**	**286**	**1 985**	**1 703**	**788**	**939**	**Total**	Vocational and technical
293	2 054	1 619	314	1 892	1 582	270	1 895	1 641	788	939	City	
30	106	80	26	71	51	16	90	62	-	-	Village	

Note. The number of open education students include the active students who are new entrants or who have renewed registration as of 1., 2. and 3. semester in the educational year 2016-2017.

2.12 İstatistiki Bölge Birimleri Sınıflaması 3. düzey, yerleşim yeri ve sınıflara göre ortaöğretimde okul, şube ve öğrenci sayısı (devam)

[2016/'17 öğretim yılı]

		Toplam - Total					Sınıflara Göre Öğrenci - Students by Grade					
				Öğrenci - Students			Hazırlık sınıfı Preparatory class			9. sınıf Grade 9		
İBBS 3. Düzey		Okul School	Şube Division	Toplam Total	Erkek Male	Kadın Female	Şube Division	Erkek Male	Kadın Female	Şube Division	Erkek Male	Kadın Female
TR334 Uşak	**Toplam**	**55**	**1 091**	**23 974**	**12 536**	**11 438**	**-**	**-**	**-**	**295**	**2 792**	**2 307**
	Şehir	55	1 091	23 974	12 536	11 438	-	-	-	295	2 792	2 307
	Köy	-	-	-	-	-	-	-	-	-	-	-
Genel	**Toplam**	**26**	**517**	**14 481**	**6 982**	**7 499**	**-**	**-**	**-**	**124**	**1 146**	**1 307**
	Şehir	26	517	14 481	6 982	7 499	-	-	-	124	1 146	1 307
	Köy	-	-	-	-	-	-	-	-	-	-	-
Mesleki ve teknik	**Toplam**	**29**	**574**	**9 493**	**5 554**	**3 939**	**-**	**-**	**-**	**171**	**1 646**	**1 000**
	Şehir	29	574	9 493	5 554	3 939	-	-	-	171	1 646	1 000
	Köy	-	-	-	-	-	-	-	-	-	-	-
TR411 Bursa	**Toplam**	**350**	**6 939**	**196 211**	**103 745**	**92 466**	**23**	**132**	**249**	**1 758**	**23 684**	**18 986**
	Şehir	350	6 939	196 211	103 745	92 466	23	132	249	1 758	23 684	18 986
	Köy	-	-	-	-	-	-	-	-	-	-	-
Genel	**Toplam**	**169**	**2 238**	**92 947**	**46 368**	**46 579**	**9**	**91**	**121**	**512**	**7 797**	**8 041**
	Şehir	169	2 238	92 947	46 368	46 579	9	91	121	512	7 797	8 041
	Köy	-	-	-	-	-	-	-	-	-	-	-
Mesleki ve teknik	**Toplam**	**181**	**4 701**	**103 264**	**57 377**	**45 887**	**14**	**41**	**128**	**1 246**	**15 887**	**10 945**
	Şehir	181	4 701	103 264	57 377	45 887	14	41	128	1 246	15 887	10 945
	Köy	-	-	-	-	-	-	-	-	-	-	-
TR412 Eskişehir	**Toplam**	**116**	**2 035**	**52 949**	**27 320**	**25 629**	**9**	**79**	**188**	**464**	**5 802**	**5 181**
	Şehir	116	2 035	52 949	27 320	25 629	9	79	188	464	5 802	5 181
	Köy	-	-	-	-	-	-	-	-	-	-	-
Genel	**Toplam**	**64**	**999**	**31 480**	**14 442**	**17 038**	**9**	**79**	**188**	**230**	**2 928**	**3 380**
	Şehir	64	999	31 480	14 442	17 038	9	79	188	230	2 928	3 380
	Köy	-	-	-	-	-	-	-	-	-	-	-
Mesleki ve teknik	**Toplam**	**52**	**1 036**	**21 469**	**12 878**	**8 591**	**-**	**-**	**-**	**234**	**2 874**	**1 801**
	Şehir	52	1 036	21 469	12 878	8 591	-	-	-	234	2 874	1 801
	Köy	-	-	-	-	-	-	-	-	-	-	-
TR413 Bilecik	**Toplam**	**47**	**719**	**14 415**	**7 737**	**6 678**	**-**	**-**	**-**	**179**	**1 666**	**1 382**
	Şehir	47	719	14 415	7 737	6 678	-	-	-	179	1 666	1 382
	Köy	-	-	-	-	-	-	-	-	-	-	-
Genel	**Toplam**	**16**	**214**	**6 607**	**3 287**	**3 320**	**-**	**-**	**-**	**50**	**433**	**532**
	Şehir	16	214	6 607	3 287	3 320	-	-	-	50	433	532
	Köy	-	-	-	-	-	-	-	-	-	-	-
Mesleki ve teknik	**Toplam**	**31**	**505**	**7 808**	**4 450**	**3 358**	**-**	**-**	**-**	**129**	**1 233**	**850**
	Şehir	31	505	7 808	4 450	3 358	-	-	-	129	1 233	850
	Köy	-	-	-	-	-	-	-	-	-	-	-
TR421 Kocaeli	**Toplam**	**219**	**4 816**	**142 837**	**75 352**	**67 485**	**23**	**135**	**289**	**1 281**	**16 599**	**13 684**
	Şehir	219	4 816	142 837	75 352	67 485	23	135	289	1 281	16 599	13 684
	Köy	-	-	-	-	-	-	-	-	-	-	-
Genel	**Toplam**	**108**	**1 859**	**72 367**	**36 602**	**35 765**	**13**	**135**	**189**	**468**	**6 195**	**6 407**
	Şehir	108	1 859	72 367	36 602	35 765	13	135	189	468	6 195	6 407
	Köy	-	-	-	-	-	-	-	-	-	-	-
Mesleki ve teknik	**Toplam**	**111**	**2 957**	**70 470**	**38 750**	**31 720**	**10**	**-**	**100**	**813**	**10 404**	**7 277**
	Şehir	111	2 957	70 470	38 750	31 720	10	-	100	813	10 404	7 277
	Köy	-	-	-	-	-	-	-	-	-	-	-
TR422 Sakarya	**Toplam**	**122**	**3 123**	**72 533**	**37 180**	**35 353**	**5**	**40**	**88**	**858**	**8 530**	**6 984**
	Şehir	122	3 123	72 533	37 180	35 353	5	40	88	858	8 530	6 984
	Köy	-	-	-	-	-	-	-	-	-	-	-
Genel	**Toplam**	**56**	**1 099**	**34 745**	**15 916**	**18 829**	**5**	**40**	**88**	**286**	**2 948**	**3 270**
	Şehir	56	1 099	34 745	15 916	18 829	5	40	88	286	2 948	3 270
	Köy	-	-	-	-	-	-	-	-	-	-	-
Mesleki ve teknik	**Toplam**	**66**	**2 024**	**37 788**	**21 264**	**16 524**	**-**	**-**	**-**	**572**	**5 582**	**3 714**
	Şehir	66	2 024	37 788	21 264	16 524	-	-	-	572	5 582	3 714
	Köy	-	-	-	-	-	-	-	-	-	-	-
TR423 Düzce	**Toplam**	**53**	**1 332**	**26 485**	**13 621**	**12 864**	**2**	**39**	**22**	**365**	**3 169**	**2 680**
	Şehir	51	1 306	26 112	13 411	12 701	2	39	22	360	3 101	2 638
	Köy	2	26	373	210	163	-	-	-	5	68	42
Genel	**Toplam**	**21**	**396**	**12 156**	**5 828**	**6 328**	**2**	**39**	**22**	**99**	**896**	**1 114**
	Şehir	20	390	12 082	5 783	6 299	2	39	22	98	890	1 113
	Köy	1	6	74	45	29	-	-	-	1	6	1
Mesleki ve teknik	**Toplam**	**32**	**936**	**14 329**	**7 793**	**6 536**	**-**	**-**	**-**	**266**	**2 273**	**1 566**
	Şehir	31	916	14 030	7 628	6 402	-	-	-	262	2 211	1 525
	Köy	1	20	299	165	134	-	-	-	4	62	41

Not. Açıköğretim öğrenci sayıları 2016-2017 eğitim öğretim yılı 1., 2. ve 3. dönem yeni kayıt yaptıran ve kayıt yenileyen aktif öğrencileri kapsar.

2.12 Number of schools, divisions and students in secondary education by grade and settlement place according to Statistical Regions Level 3 (continued)

[The educational year 2016/'17]

Sınıflara Göre Öğrenci - Students by Grade												
10. sınıf Grade 10			11. sınıf Grade 11			12. sınıf Grade 12			Açıköğretim Lisesi Open secondary education			
Şube Division	Erkek Male	Kadın Female	Şube Division	Erkek Male	Kadın Female	Şube Division	Erkek Male	Kadın Female	Erkek Male	Kadın Female		SR Level 3
248	**2 279**	**2 291**	**299**	**2 077**	**2 098**	**249**	**2 504**	**2 170**	**2 884**	**2 572**	**Total**	Uşak TR334
248	2 279	2 291	299	2 077	2 098	249	2 504	2 170	2 884	2 572	City	
-	-	-	-	-	-	-	-	-	-	-	Village	
117	**1 121**	**1 415**	**145**	**1 142**	**1 371**	**131**	**1 008**	**1 262**	**2 565**	**2 144**	**Total**	General
117	1 121	1 415	145	1 142	1 371	131	1 008	1 262	2 565	2 144	City	
-	-	-	-	-	-	-	-	-	-	-	Village	
131	**1 158**	**876**	**154**	**935**	**727**	**118**	**1 496**	**908**	**319**	**428**	**Total**	Vocational and technical
131	1 158	876	154	935	727	118	1 496	908	319	428	City	
-	-	-	-	-	-	-	-	-	-	-	Village	
1 621	**19 752**	**18 566**	**1 857**	**17 845**	**17 213**	**1 680**	**17 127**	**16 502**	**25 205**	**20 950**	**Total**	Bursa TR411
1 621	19 752	18 566	1 857	17 845	17 213	1 680	17 127	16 502	25 205	20 950	City	
-	-	-	-	-	-	-	-	-	-	-	Village	
517	**7 857**	**8 346**	**582**	**7 581**	**7 882**	**618**	**6 482**	**7 092**	**16 560**	**15 097**	**Total**	General
517	7 857	8 346	582	7 581	7 882	618	6 482	7 092	16 560	15 097	City	
-	-	-	-	-	-	-	-	-	-	-	Village	
1 104	**11 895**	**10 220**	**1 275**	**10 264**	**9 331**	**1 062**	**10 645**	**9 410**	**8 645**	**5 853**	**Total**	Vocational and technical
1 104	11 895	10 220	1 275	10 264	9 331	1 062	10 645	9 410	8 645	5 853	City	
-	-	-	-	-	-	-	-	-	-	-	Village	
462	**5 461**	**5 125**	**549**	**5 077**	**4 599**	**551**	**4 901**	**4 952**	**6 000**	**5 584**	**Total**	Eskişehir TR412
462	5 461	5 125	549	5 077	4 599	551	4 901	4 952	6 000	5 584	City	
-	-	-	-	-	-	-	-	-	-	-	Village	
225	**2 760**	**3 402**	**252**	**2 411**	**2 781**	**283**	**2 191**	**2 856**	**4 073**	**4 431**	**Total**	General
225	2 760	3 402	252	2 411	2 781	283	2 191	2 856	4 073	4 431	City	
-	-	-	-	-	-	-	-	-	-	-	Village	
237	**2 701**	**1 723**	**297**	**2 666**	**1 818**	**268**	**2 710**	**2 096**	**1 927**	**1 153**	**Total**	Vocational and technical
237	2 701	1 723	297	2 666	1 818	268	2 710	2 096	1 927	1 153	City	
-	-	-	-	-	-	-	-	-	-	-	Village	
174	**1 574**	**1 410**	**195**	**1 441**	**1 286**	**171**	**1 375**	**1 365**	**1 681**	**1 235**	**Total**	Bilecik TR413
174	1 574	1 410	195	1 441	1 286	171	1 375	1 365	1 681	1 235	City	
-	-	-	-	-	-	-	-	-	-	-	Village	
48	**446**	**587**	**57**	**487**	**597**	**59**	**527**	**594**	**1 394**	**1 010**	**Total**	General
48	446	587	57	487	597	59	527	594	1 394	1 010	City	
-	-	-	-	-	-	-	-	-	-	-	Village	
126	**1 128**	**823**	**138**	**954**	**689**	**112**	**848**	**771**	**287**	**225**	**Total**	Vocational and technical
126	1 128	823	138	954	689	112	848	771	287	225	City	
-	-	-	-	-	-	-	-	-	-	-	Village	
1 164	**13 421**	**12 984**	**1 231**	**11 026**	**11 130**	**1 117**	**10 465**	**10 940**	**23 706**	**18 458**	**Total**	Kocaeli TR421
1 164	13 421	12 984	1 231	11 026	11 130	1 117	10 465	10 940	23 706	18 458	City	
-	-	-	-	-	-	-	-	-	-	-	Village	
438	**5 886**	**6 411**	**451**	**5 098**	**5 552**	**489**	**4 536**	**5 022**	**14 752**	**12 184**	**Total**	General
438	5 886	6 411	451	5 098	5 552	489	4 536	5 022	14 752	12 184	City	
-	-	-	-	-	-	-	-	-	-	-	Village	
726	**7 535**	**6 573**	**780**	**5 928**	**5 578**	**628**	**5 929**	**5 918**	**8 954**	**6 274**	**Total**	Vocational and technical
726	7 535	6 573	780	5 928	5 578	628	5 929	5 918	8 954	6 274	City	
-	-	-	-	-	-	-	-	-	-	-	Village	
755	**7 030**	**6 771**	**820**	**5 838**	**5 995**	**685**	**5 690**	**5 814**	**10 052**	**9 701**	**Total**	Sakarya TR422
755	7 030	6 771	820	5 838	5 995	685	5 690	5 814	10 052	9 701	City	
-	-	-	-	-	-	-	-	-	-	-	Village	
259	**2 935**	**3 356**	**272**	**2 554**	**3 136**	**277**	**2 460**	**2 923**	**4 979**	**6 056**	**Total**	General
259	2 935	3 356	272	2 554	3 136	277	2 460	2 923	4 979	6 056	City	
-	-	-	-	-	-	-	-	-	-	-	Village	
496	**4 095**	**3 415**	**548**	**3 284**	**2 859**	**408**	**3 230**	**2 891**	**5 073**	**3 645**	**Total**	Vocational and technical
496	4 095	3 415	548	3 284	2 859	408	3 230	2 891	5 073	3 645	City	
-	-	-	-	-	-	-	-	-	-	-	Village	
339	**2 696**	**2 588**	**341**	**2 269**	**2 281**	**285**	**2 160**	**2 103**	**3 288**	**3 190**	**Total**	Düzce TR423
334	2 638	2 533	332	2 220	2 245	278	2 125	2 073	3 288	3 190	City	
5	58	55	9	49	36	7	35	30	-	-	Village	
95	**1 035**	**1 162**	**100**	**937**	**1 103**	**100**	**858**	**986**	**2 063**	**1 941**	**Total**	General
94	1 025	1 154	98	921	1 092	98	845	977	2 063	1 941	City	
1	10	8	2	16	11	2	13	9	-	-	Village	
244	**1 661**	**1 426**	**241**	**1 332**	**1 178**	**185**	**1 302**	**1 117**	**1 225**	**1 249**	**Total**	Vocational and technical
240	1 613	1 379	234	1 299	1 153	180	1 280	1 096	1 225	1 249	City	
4	48	47	7	33	25	5	22	21	-	-	Village	

Note. The number of open education students include the active students who are new entrants or who have renewed registration as of 1., 2. and 3. semester in the educational year 2016-2017.

2.12 İstatistiki Bölge Birimleri Sınıflaması 3. düzey, yerleşim yeri ve sınıflara göre ortaöğretimde okul, şube ve öğrenci sayısı (devam)

[2016/'17 öğretim yılı]

		Toplam - Total					Sınıflara Göre Öğrenci - Students by Grade					
				Öğrenci - Students			Hazırlık sınıfı Preparatory class			9. sınıf Grade 9		
İBBS 3. Düzey		Okul School	Şube Division	Toplam Total	Erkek Male	Kadın Female	Şube Division	Erkek Male	Kadın Female	Şube Division	Erkek Male	Kadın Female
TR424 Bolu	**Toplam**	**52**	**1 037**	**20 255**	**11 298**	**8 957**	**4**	**30**	**91**	**276**	**2 705**	**1 795**
	Şehir	51	1 027	20 187	11 255	8 932	4	30	91	272	2 690	1 792
	Köy	1	10	68	43	25	-	-	-	4	15	3
Genel	**Toplam**	**19**	**256**	**9 671**	**4 496**	**5 175**	**4**	**30**	**91**	**59**	**776**	**849**
	Şehir	19	256	9 671	4 496	5 175	4	30	91	59	776	849
	Köy	-	-	-	-	-	-	-	-	-	-	-
Mesleki ve teknik	**Toplam**	**33**	**781**	**10 584**	**6 802**	**3 782**	**-**	**-**	**-**	**217**	**1 929**	**946**
	Şehir	32	771	10 516	6 759	3 757	-	-	-	213	1 914	943
	Köy	1	10	68	43	25	-	-	-	4	15	3
TR425 Yalova	**Toplam**	**37**	**699**	**15 994**	**8 419**	**7 575**	**4**	**38**	**72**	**187**	**1 818**	**1 469**
	Şehir	33	628	14 045	7 207	6 838	4	38	72	169	1 435	1 288
	Köy	4	71	1 949	1 212	737	-	-	-	18	383	181
Genel	**Toplam**	**16**	**312**	**9 312**	**4 733**	**4 579**	**4**	**38**	**72**	**60**	**726**	**745**
	Şehir	14	270	8 159	4 220	3 939	4	38	72	51	585	593
	Köy	2	42	1 153	513	640	-	-	-	9	141	152
Mesleki ve teknik	**Toplam**	**21**	**387**	**6 682**	**3 686**	**2 996**	**-**	**-**	**-**	**127**	**1 092**	**724**
	Şehir	19	358	5 886	2 987	2 899	-	-	-	118	850	695
	Köy	2	29	796	699	97	-	-	-	9	242	29
TR510 Ankara	**Toplam**	**741**	**16 474**	**381 368**	**199 849**	**181 519**	**51**	**502**	**722**	**4 258**	**42 635**	**36 877**
	Şehir	741	16 474	381 368	199 849	181 519	51	502	722	4 258	42 635	36 877
	Köy	-	-	-	-	-	-	-	-	-	-	-
Genel	**Toplam**	**415**	**6 934**	**217 857**	**110 108**	**107 749**	**40**	**421**	**649**	**1 659**	**17 732**	**19 529**
	Şehir	415	6 934	217 857	110 108	107 749	40	421	649	1 659	17 732	19 529
	Köy	-	-	-	-	-	-	-	-	-	-	-
Mesleki ve teknik	**Toplam**	**326**	**9 540**	**163 511**	**89 741**	**73 770**	**11**	**81**	**73**	**2 599**	**24 903**	**17 348**
	Şehir	326	9 540	163 511	89 741	73 770	11	81	73	2 599	24 903	17 348
	Köy	-	-	-	-	-	-	-	-	-	-	-
TR521 Konya	**Toplam**	**331**	**7 554**	**171 348**	**90 757**	**80 591**	**18**	**215**	**248**	**2 047**	**17 564**	**14 695**
	Şehir	331	7 554	171 348	90 757	80 591	18	215	248	2 047	17 564	14 695
	Köy	-	-	-	-	-	-	-	-	-	-	-
Genel	**Toplam**	**127**	**2 316**	**84 244**	**45 339**	**38 905**	**10**	**103**	**195**	**595**	**4 872**	**5 308**
	Şehir	127	2 316	84 244	45 339	38 905	10	103	195	595	4 872	5 308
	Köy	-	-	-	-	-	-	-	-	-	-	-
Mesleki ve teknik	**Toplam**	**204**	**5 238**	**87 104**	**45 418**	**41 686**	**8**	**112**	**53**	**1 452**	**12 692**	**9 387**
	Şehir	204	5 238	87 104	45 418	41 686	8	112	53	1 452	12 692	9 387
	Köy	-	-	-	-	-	-	-	-	-	-	-
TR522 Karaman	**Toplam**	**50**	**1 005**	**20 528**	**10 461**	**10 067**	**9**	**101**	**54**	**278**	**2 145**	**1 819**
	Şehir	46	956	20 240	10 327	9 913	9	101	54	260	2 093	1 784
	Köy	4	49	288	134	154	-	-	-	18	52	35
Genel	**Toplam**	**23**	**330**	**12 250**	**5 989**	**6 261**	**3**	**32**	**54**	**80**	**967**	**1 059**
	Şehir	23	330	12 250	5 989	6 261	3	32	54	80	967	1 059
	Köy	-	-	-	-	-	-	-	-	-	-	-
Mesleki ve teknik	**Toplam**	**27**	**675**	**8 278**	**4 472**	**3 806**	**6**	**69**	**-**	**198**	**1 178**	**760**
	Şehir	23	626	7 990	4 338	3 652	6	69	-	180	1 126	725
	Köy	4	49	288	134	154	-	-	-	18	52	35
TR611 Antalya	**Toplam**	**328**	**6 082**	**168 895**	**89 409**	**79 486**	**11**	**85**	**207**	**1 690**	**17 813**	**15 047**
	Şehir	328	6 082	168 895	89 409	79 486	11	85	207	1 690	17 813	15 047
	Köy	-	-	-	-	-	-	-	-	-	-	-
Genel	**Toplam**	**180**	**2 630**	**105 578**	**54 351**	**51 227**	**11**	**85**	**207**	**617**	**7 740**	**8 674**
	Şehir	180	2 630	105 578	54 351	51 227	11	85	207	617	7 740	8 674
	Köy	-	-	-	-	-	-	-	-	-	-	-
Mesleki ve teknik	**Toplam**	**148**	**3 452**	**63 317**	**35 058**	**28 259**	**-**	**-**	**-**	**1 073**	**10 073**	**6 373**
	Şehir	148	3 452	63 317	35 058	28 259	-	-	-	1 073	10 073	6 373
	Köy	-	-	-	-	-	-	-	-	-	-	-
TR612 Isparta	**Toplam**	**88**	**1 524**	**29 577**	**15 222**	**14 355**	**9**	**91**	**57**	**386**	**3 506**	**2 904**
	Şehir	86	1 510	29 284	15 071	14 213	9	91	57	378	3 407	2 816
	Köy	2	14	293	151	142	-	-	-	8	99	88
Genel	**Toplam**	**34**	**513**	**16 223**	**7 927**	**8 296**	**3**	**33**	**57**	**125**	**1 423**	**1 570**
	Şehir	32	499	15 930	7 776	8 154	3	33	57	117	1 324	1 482
	Köy	2	14	293	151	142	-	-	-	8	99	88
Mesleki ve teknik	**Toplam**	**54**	**1 011**	**13 354**	**7 295**	**6 059**	**6**	**58**	**-**	**261**	**2 083**	**1 334**
	Şehir	54	1 011	13 354	7 295	6 059	6	58	-	261	2 083	1 334
	Köy	-	-	-	-	-	-	-	-	-	-	-

Not. Açıköğretim öğrenci sayıları 2016-2017 eğitim öğretim yılı 1., 2. ve 3. dönem yeni kayıt yaptıran ve kayıt yenileyen aktif öğrencileri kapsar.

2.12 Number of schools, divisions and students in secondary education by grade and settlement place according to Statistical Regions Level 3 (continued)

[The educational year 2016/'17]

Sınıflara Göre Öğrenci - Students by Grade												
10. sınıf Grade 10			11. sınıf Grade 11			12. sınıf Grade 12			Açıköğretim Lisesi Open secondary education			
Şube Division	Erkek Male	Kadın Female	Şube Division	Erkek Male	Kadın Female	Şube Division	Erkek Male	Kadın Female	Erkek Male	Kadın Female		SR Level 3
271	**2 419**	**1 885**	**265**	**2 015**	**1 581**	**221**	**1 848**	**1 578**	**2 281**	**2 027**	**Total**	Bolu TR424
268	2 405	1 873	263	2 004	1 577	220	1 845	1 572	2 281	2 027	City	
3	14	12	2	11	4	1	3	6	-	-	Village	
59	**799**	**981**	**59**	**680**	**851**	**75**	**751**	**859**	**1 460**	**1 544**	**Total**	General
59	799	981	59	680	851	75	751	859	1 460	1 544	City	
-	-	-	-	-	-	-	-	-	-	-	Village	
212	**1 620**	**904**	**206**	**1 335**	**730**	**146**	**1 097**	**719**	**821**	**483**	**Total**	Vocational and technical
209	1 606	892	204	1 324	726	145	1 094	713	821	483	City	
3	14	12	2	11	4	1	3	6	-	-	Village	
157	**1 546**	**1 421**	**177**	**1 414**	**1 342**	**174**	**1 403**	**1 430**	**2 200**	**1 841**	**Total**	Yalova TR425
139	1 247	1 206	158	1 117	1 160	158	1 170	1 271	2 200	1 841	City	
18	299	215	19	297	182	16	233	159	-	-	Village	
69	**827**	**816**	**82**	**762**	**747**	**97**	**719**	**840**	**1 661**	**1 359**	**Total**	General
59	693	627	71	630	585	85	613	703	1 661	1 359	City	
10	134	189	11	132	162	12	106	137	-	-	Village	
88	**719**	**605**	**95**	**652**	**595**	**77**	**684**	**590**	**539**	**482**	**Total**	Vocational and technical
80	554	579	87	487	575	73	557	568	539	482	City	
8	165	26	8	165	20	4	127	22	-	-	Village	
3 916	**38 033**	**35 934**	**4 231**	**33 581**	**34 028**	**4 018**	**31 880**	**32 548**	**53 218**	**41 410**	**Total**	Ankara TR510
3 916	38 033	35 934	4 231	33 581	34 028	4 018	31 880	32 548	53 218	41 410	City	
-	-	-	-	-	-	-	-	-	-	-	Village	
1 517	**18 000**	**19 510**	**1 756**	**16 339**	**18 358**	**1 962**	**14 715**	**16 005**	**42 901**	**33 698**	**Total**	General
1 517	18 000	19 510	1 756	16 339	18 358	1 962	14 715	16 005	42 901	33 698	City	
-	-	-	-	-	-	-	-	-	-	-	Village	
2 399	**20 033**	**16 424**	**2 475**	**17 242**	**15 670**	**2 056**	**17 165**	**16 543**	**10 317**	**7 712**	**Total**	Vocational and technical
2 399	20 033	16 424	2 475	17 242	15 670	2 056	17 165	16 543	10 317	7 712	City	
-	-	-	-	-	-	-	-	-	-	-	Village	
1 799	**15 576**	**14 925**	**1 986**	**13 684**	**14 041**	**1 704**	**13 063**	**13 248**	**30 655**	**23 434**	**Total**	Konya TR521
1 799	15 576	14 925	1 986	13 684	14 041	1 704	13 063	13 248	30 655	23 434	City	
-	-	-	-	-	-	-	-	-	-	-	Village	
500	**5 125**	**5 691**	**590**	**5 024**	**5 725**	**621**	**4 662**	**5 053**	**25 553**	**16 933**	**Total**	General
500	5 125	5 691	590	5 024	5 725	621	4 662	5 053	25 553	16 933	City	
-	-	-	-	-	-	-	-	-	-	-	Village	
1 299	**10 451**	**9 234**	**1 396**	**8 660**	**8 316**	**1 083**	**8 401**	**8 195**	**5 102**	**6 501**	**Total**	Vocational and technical
1 299	10 451	9 234	1 396	8 660	8 316	1 083	8 401	8 195	5 102	6 501	City	
-	-	-	-	-	-	-	-	-	-	-	Village	
247	**1 981**	**1 862**	**272**	**1 725**	**1 882**	**199**	**1 563**	**1 891**	**2 946**	**2 559**	**Total**	Karaman TR522
235	1 956	1 827	262	1 699	1 848	190	1 532	1 841	2 946	2 559	City	
12	25	35	10	26	34	9	31	50	-	-	Village	
73	**889**	**1 100**	**90**	**768**	**1 002**	**84**	**744**	**966**	**2 589**	**2 080**	**Total**	General
73	889	1 100	90	768	1 002	84	744	966	2 589	2 080	City	
-	-	-	-	-	-	-	-	-	-	-	Village	
174	**1 092**	**762**	**182**	**957**	**880**	**115**	**819**	**925**	**357**	**479**	**Total**	Vocational and technical
162	1 067	727	172	931	846	106	788	875	357	479	City	
12	25	35	10	26	34	9	31	50	-	-	Village	
1 485	**15 836**	**15 149**	**1 565**	**13 900**	**14 038**	**1 331**	**13 367**	**13 395**	**28 408**	**21 650**	**Total**	Antalya TR611
1 485	15 836	15 149	1 565	13 900	14 038	1 331	13 367	13 395	28 408	21 650	City	
-	-	-	-	-	-	-	-	-	-	-	Village	
598	**7 924**	**8 652**	**670**	**7 331**	**8 328**	**734**	**6 434**	**7 926**	**24 837**	**17 440**	**Total**	General
598	7 924	8 652	670	7 331	8 328	734	6 434	7 926	24 837	17 440	City	
-	-	-	-	-	-	-	-	-	-	-	Village	
887	**7 912**	**6 497**	**895**	**6 569**	**5 710**	**597**	**6 933**	**5 469**	**3 571**	**4 210**	**Total**	Vocational and technical
887	7 912	6 497	895	6 569	5 710	597	6 933	5 469	3 571	4 210	City	
-	-	-	-	-	-	-	-	-	-	-	Village	
354	**2 978**	**2 900**	**409**	**2 671**	**2 733**	**366**	**2 605**	**2 890**	**3 371**	**2 871**	**Total**	Isparta TR612
352	2 963	2 878	407	2 649	2 710	364	2 590	2 881	3 371	2 871	City	
2	15	22	2	22	23	2	15	9	-	-	Village	
115	**1 397**	**1 582**	**136**	**1 207**	**1 536**	**134**	**1 136**	**1 358**	**2 731**	**2 193**	**Total**	General
113	1 382	1 560	134	1 185	1 513	132	1 121	1 349	2 731	2 193	City	
2	15	22	2	22	23	2	15	9	-	-	Village	
239	**1 581**	**1 318**	**273**	**1 464**	**1 197**	**232**	**1 469**	**1 532**	**640**	**678**	**Total**	Vocational and technical
239	1 581	1 318	273	1 464	1 197	232	1 469	1 532	640	678	City	
-	-	-	-	-	-	-	-	-	-	-	Village	

Note. The number of open education students include the active students who are new entrants or who have renewed registration as of 1., 2. and 3. semester in the educational year 2016-2017.

2.12 İstatistiki Bölge Birimleri Sınıflaması 3. düzey, yerleşim yeri ve sınıflara göre ortaöğretimde okul, şube ve öğrenci sayısı (devam)

[2016/'17 öğretim yılı]

		Toplam - Total					Sınıflara Göre Öğrenci - Students by Grade					
				Öğrenci - Students			Hazırlık sınıfı Preparatory class			9. sınıf Grade 9		
İBBS 3. Düzey		Okul School	Şube Division	Toplam Total	Erkek Male	Kadın Female	Şube Division	Erkek Male	Kadın Female	Şube Division	Erkek Male	Kadın Female
TR613 Burdur	**Toplam**	**53**	**883**	**18 195**	**9 919**	**8 276**	**3**	**34**	**53**	**254**	**2 709**	**1 769**
	Şehir	50	846	17 853	9 746	8 107	3	34	53	242	2 663	1 718
	Köy	3	37	342	173	169	-	-	-	12	46	51
Genel	**Toplam**	**24**	**338**	**10 090**	**4 913**	**5 177**	**3**	**34**	**53**	**79**	**843**	**952**
	Şehir	21	301	9 748	4 740	5 008	3	34	53	67	797	901
	Köy	3	37	342	173	169	-	-	-	12	46	51
Mesleki ve teknik	**Toplam**	**29**	**545**	**8 105**	**5 006**	**3 099**	**-**	**-**	**-**	**175**	**1 866**	**817**
	Şehir	29	545	8 105	5 006	3 099	-	-	-	175	1 866	817
	Köy	-	-	-	-	-	-	-	-	-	-	-
TR621 Adana	**Toplam**	**261**	**6 526**	**166 845**	**88 966**	**77 879**	**9**	**84**	**173**	**1 854**	**19 852**	**16 279**
	Şehir	261	6 526	166 845	88 966	77 879	9	84	173	1 854	19 852	16 279
	Köy	-	-	-	-	-	-	-	-	-	-	-
Genel	**Toplam**	**144**	**2 803**	**94 264**	**47 146**	**47 118**	**9**	**84**	**173**	**716**	**9 020**	**9 125**
	Şehir	144	2 803	94 264	47 146	47 118	9	84	173	716	9 020	9 125
	Köy	-	-	-	-	-	-	-	-	-	-	-
Mesleki ve teknik	**Toplam**	**117**	**3 723**	**72 581**	**41 820**	**30 761**	**-**	**-**	**-**	**1 138**	**10 832**	**7 154**
	Şehir	117	3 723	72 581	41 820	30 761	-	-	-	1 138	10 832	7 154
	Köy	-	-	-	-	-	-	-	-	-	-	-
TR622 Mersin	**Toplam**	**240**	**5 885**	**132 167**	**69 776**	**62 391**	**10**	**107**	**128**	**1 636**	**16 037**	**12 928**
	Şehir	240	5 885	132 167	69 776	62 391	10	107	128	1 636	16 037	12 928
	Köy	-	-	-	-	-	-	-	-	-	-	-
Genel	**Toplam**	**122**	**2 116**	**71 219**	**35 746**	**35 473**	**10**	**107**	**128**	**509**	**5 918**	**6 319**
	Şehir	122	2 116	71 219	35 746	35 473	10	107	128	509	5 918	6 319
	Köy	-	-	-	-	-	-	-	-	-	-	-
Mesleki ve teknik	**Toplam**	**118**	**3 769**	**60 948**	**34 030**	**26 918**	**-**	**-**	**-**	**1 127**	**10 119**	**6 609**
	Şehir	118	3 769	60 948	34 030	26 918	-	-	-	1 127	10 119	6 609
	Köy	-	-	-	-	-	-	-	-	-	-	-
TR631 Hatay	**Toplam**	**209**	**5 201**	**121 360**	**64 187**	**57 173**	**20**	**131**	**179**	**1 556**	**14 957**	**12 530**
	Şehir	209	5 201	121 360	64 187	57 173	20	131	179	1 556	14 957	12 530
	Köy	-	-	-	-	-	-	-	-	-	-	-
Genel	**Toplam**	**112**	**2 026**	**65 550**	**33 355**	**32 195**	**6**	**56**	**103**	**515**	**5 274**	**5 753**
	Şehir	112	2 026	65 550	33 355	32 195	6	56	103	515	5 274	5 753
	Köy	-	-	-	-	-	-	-	-	-	-	-
Mesleki ve teknik	**Toplam**	**97**	**3 175**	**55 810**	**30 832**	**24 978**	**14**	**75**	**76**	**1 041**	**9 683**	**6 777**
	Şehir	97	3 175	55 810	30 832	24 978	14	75	76	1 041	9 683	6 777
	Köy	-	-	-	-	-	-	-	-	-	-	-
TR632 Kahramanmaraş	**Toplam**	**153**	**3 913**	**91 709**	**49 026**	**42 683**	**4**	**24**	**91**	**1 156**	**11 494**	**9 232**
	Şehir	153	3 913	91 709	49 026	42 683	4	24	91	1 156	11 494	9 232
	Köy	-	-	-	-	-	-	-	-	-	-	-
Genel	**Toplam**	**61**	**1 024**	**44 035**	**22 922**	**21 113**	**4**	**24**	**91**	**271**	**3 418**	**3 532**
	Şehir	61	1 024	44 035	22 922	21 113	4	24	91	271	3 418	3 532
	Köy	-	-	-	-	-	-	-	-	-	-	-
Mesleki ve teknik	**Toplam**	**92**	**2 889**	**47 674**	**26 104**	**21 570**	**-**	**-**	**-**	**885**	**8 076**	**5 700**
	Şehir	92	2 889	47 674	26 104	21 570	-	-	-	885	8 076	5 700
	Köy	-	-	-	-	-	-	-	-	-	-	-
TR633 Osmaniye	**Toplam**	**84**	**2 156**	**43 432**	**22 934**	**20 498**	**3**	**29**	**60**	**643**	**5 267**	**4 450**
	Şehir	82	2 118	43 140	22 754	20 386	3	29	60	626	5 195	4 421
	Köy	2	38	292	180	112	-	-	-	17	72	29
Genel	**Toplam**	**39**	**810**	**22 066**	**11 031**	**11 035**	**3**	**29**	**60**	**202**	**2 073**	**2 365**
	Şehir	39	810	22 066	11 031	11 035	3	29	60	202	2 073	2 365
	Köy	-	-	-	-	-	-	-	-	-	-	-
Mesleki ve teknik	**Toplam**	**45**	**1 346**	**21 366**	**11 903**	**9 463**	**-**	**-**	**-**	**441**	**3 194**	**2 085**
	Şehir	43	1 308	21 074	11 723	9 351	-	-	-	424	3 122	2 056
	Köy	2	38	292	180	112	-	-	-	17	72	29
TR711 Kırıkkale	**Toplam**	**61**	**1 088**	**20 905**	**11 083**	**9 822**	**-**	**-**	**-**	**289**	**2 334**	**1 965**
	Şehir	58	1 061	20 483	10 875	9 608	-	-	-	282	2 281	1 915
	Köy	3	27	422	208	214	-	-	-	7	53	50
Genel	**Toplam**	**24**	**370**	**9 639**	**4 571**	**5 068**	**-**	**-**	**-**	**95**	**896**	**879**
	Şehir	23	366	9 583	4 537	5 046	-	-	-	94	888	873
	Köy	1	4	56	34	22	-	-	-	1	8	6
Mesleki ve teknik	**Toplam**	**37**	**718**	**11 266**	**6 512**	**4 754**	**-**	**-**	**-**	**194**	**1 438**	**1 086**
	Şehir	35	695	10 900	6 338	4 562	-	-	-	188	1 393	1 042
	Köy	2	23	366	174	192	-	-	-	6	45	44

Not. Açıköğretim öğrenci sayıları 2016-2017 eğitim öğretim yılı 1., 2. ve 3. dönem yeni kayıt yaptıran ve kayıt yenileyen aktif öğrencileri kapsar.

2.12 Number of schools, divisions and students in secondary education by grade and settlement place according to Statistical Regions Level 3 (continued)

[The educational year 2016/'17]

Sınıflara Göre Öğrenci - Students by Grade												
10. sınıf Grade 10			11. sınıf Grade 11			12. sınıf Grade 12			Açıköğretim Lisesi Open secondary education			
Şube Division	Erkek Male	Kadın Female	Şube Division	Erkek Male	Kadın Female	Şube Division	Erkek Male	Kadın Female	Erkek Male	Kadın Female		SR Level 3
207	**1 871**	**1 709**	**220**	**1 533**	**1 609**	**199**	**1 895**	**1 657**	**1 877**	**1 479**	**Total**	Burdur TR613
197	1 815	1 658	211	1 492	1 563	193	1 865	1 636	1 877	1 479	City	
10	56	51	9	41	46	6	30	21	-	-	Village	
81	**928**	**1 045**	**90**	**757**	**995**	**85**	**699**	**927**	**1 652**	**1 205**	**Total**	General
71	872	994	81	716	949	79	669	906	1 652	1 205	City	
10	56	51	9	41	46	6	30	21	-	-	Village	
126	**943**	**664**	**130**	**776**	**614**	**114**	**1 196**	**730**	**225**	**274**	**Total**	Vocational and technical
126	943	664	130	776	614	114	1 196	730	225	274	City	
-	-	-	-	-	-	-	-	-	-	-	Village	
1 580	**16 529**	**15 921**	**1 613**	**14 444**	**14 619**	**1 470**	**13 812**	**13 719**	**24 245**	**17 168**	**Total**	Adana TR621
1 580	16 529	15 921	1 613	14 444	14 619	1 470	13 812	13 719	24 245	17 168	City	
-	-	-	-	-	-	-	-	-	-	-	Village	
668	**8 651**	**9 537**	**711**	**7 837**	**8 972**	**699**	**6 236**	**7 333**	**15 318**	**11 978**	**Total**	General
668	8 651	9 537	711	7 837	8 972	699	6 236	7 333	15 318	11 978	City	
-	-	-	-	-	-	-	-	-	-	-	Village	
912	**7 878**	**6 384**	**902**	**6 607**	**5 647**	**771**	**7 576**	**6 386**	**8 927**	**5 190**	**Total**	Vocational and technical
912	7 878	6 384	902	6 607	5 647	771	7 576	6 386	8 927	5 190	City	
-	-	-	-	-	-	-	-	-	-	-	Village	
1 405	**12 872**	**12 242**	**1 501**	**11 606**	**11 862**	**1 333**	**11 720**	**11 507**	**17 434**	**13 724**	**Total**	Mersin TR622
1 405	12 872	12 242	1 501	11 606	11 862	1 333	11 720	11 507	17 434	13 724	City	
-	-	-	-	-	-	-	-	-	-	-	Village	
490	**6 127**	**6 773**	**532**	**5 819**	**6 430**	**575**	**5 132**	**5 680**	**12 643**	**10 143**	**Total**	General
490	6 127	6 773	532	5 819	6 430	575	5 132	5 680	12 643	10 143	City	
-	-	-	-	-	-	-	-	-	-	-	Village	
915	**6 745**	**5 469**	**969**	**5 787**	**5 432**	**758**	**6 588**	**5 827**	**4 791**	**3 581**	**Total**	Vocational and technical
915	6 745	5 469	969	5 787	5 432	758	6 588	5 827	4 791	3 581	City	
-	-	-	-	-	-	-	-	-	-	-	Village	
1 277	**11 853**	**11 490**	**1 308**	**10 462**	**10 574**	**1 040**	**9 728**	**9 999**	**17 056**	**12 401**	**Total**	Hatay TR631
1 277	11 853	11 490	1 308	10 462	10 574	1 040	9 728	9 999	17 056	12 401	City	
-	-	-	-	-	-	-	-	-	-	-	Village	
481	**5 374**	**5 848**	**516**	**5 025**	**5 620**	**508**	**4 491**	**5 284**	**13 135**	**9 587**	**Total**	General
481	5 374	5 848	516	5 025	5 620	508	4 491	5 284	13 135	9 587	City	
-	-	-	-	-	-	-	-	-	-	-	Village	
796	**6 479**	**5 642**	**792**	**5 437**	**4 954**	**532**	**5 237**	**4 715**	**3 921**	**2 814**	**Total**	Vocational and technical
796	6 479	5 642	792	5 437	4 954	532	5 237	4 715	3 921	2 814	City	
-	-	-	-	-	-	-	-	-	-	-	Village	
959	**9 397**	**8 820**	**989**	**8 189**	**7 776**	**805**	**7 376**	**7 057**	**12 546**	**9 707**	**Total**	Kahramanmaraş TR632
959	9 397	8 820	989	8 189	7 776	805	7 376	7 057	12 546	9 707	City	
-	-	-	-	-	-	-	-	-	-	-	Village	
272	**3 674**	**4 001**	**245**	**2 981**	**3 145**	**232**	**2 579**	**2 695**	**10 246**	**7 649**	**Total**	General
272	3 674	4 001	245	2 981	3 145	232	2 579	2 695	10 246	7 649	City	
-	-	-	-	-	-	-	-	-	-	-	Village	
687	**5 723**	**4 819**	**744**	**5 208**	**4 631**	**573**	**4 797**	**4 362**	**2 300**	**2 058**	**Total**	Vocational and technical
687	5 723	4 819	744	5 208	4 631	573	4 797	4 362	2 300	2 058	City	
-	-	-	-	-	-	-	-	-	-	-	Village	
527	**4 641**	**4 543**	**521**	**4 146**	**4 079**	**462**	**4 290**	**4 213**	**4 561**	**3 153**	**Total**	Osmaniye TR633
519	4 591	4 507	513	4 117	4 059	457	4 261	4 186	4 561	3 153	City	
8	50	36	8	29	20	5	29	27	-	-	Village	
193	**2 137**	**2 382**	**206**	**1 953**	**2 094**	**206**	**1 782**	**1 946**	**3 057**	**2 188**	**Total**	General
193	2 137	2 382	206	1 953	2 094	206	1 782	1 946	3 057	2 188	City	
-	-	-	-	-	-	-	-	-	-	-	Village	
334	**2 504**	**2 161**	**315**	**2 193**	**1 985**	**256**	**2 508**	**2 267**	**1 504**	**965**	**Total**	Vocational and technical
326	2 454	2 125	307	2 164	1 965	251	2 479	2 240	1 504	965	City	
8	50	36	8	29	20	5	29	27	-	-	Village	
258	**2 204**	**2 063**	**291**	**2 050**	**1 959**	**250**	**2 080**	**1 943**	**2 415**	**1 892**	**Total**	Kırıkkale TR711
251	2 137	2 017	284	2 003	1 896	244	2 039	1 888	2 415	1 892	City	
7	67	46	7	47	63	6	41	55	-	-	Village	
84	**831**	**972**	**95**	**791**	**911**	**96**	**669**	**857**	**1 384**	**1 449**	**Total**	General
83	820	961	94	782	906	95	663	857	1 384	1 449	City	
1	11	11	1	9	5	1	6	-	-	-	Village	
174	**1 373**	**1 091**	**196**	**1 259**	**1 048**	**154**	**1 411**	**1 086**	**1 031**	**443**	**Total**	Vocational and technical
168	1 317	1 056	190	1 221	990	149	1 376	1 031	1 031	443	City	
6	56	35	6	38	58	5	35	55	-	-	Village	

Note. The number of open education students include the active students who are new entrants or who have renewed registration as of 1., 2. and 3. semester in the educational year 2016-2017.

2.12 İstatistiki Bölge Birimleri Sınıflaması 3. düzey, yerleşim yeri ve sınıflara göre ortaöğretimde okul, şube ve öğrenci sayısı (devam)

[2016/'17 öğretim yılı]

		Toplam - Total					Sınıflara Göre Öğrenci - Students by Grade					
				Öğrenci - Students			Hazırlık sınıfı Preparatory class			9. sınıf Grade 9		
İBBS 3. Düzey		**Okul** School	**Şube** Division	**Toplam** Total	**Erkek** Male	**Kadın** Female	**Şube** Division	**Erkek** Male	**Kadın** Female	**Şube** Division	**Erkek** Male	**Kadın** Female
TR712 Aksaray	**Toplam**	**72**	**1 422**	**30 821**	**16 631**	**14 190**	**4**	**29**	**91**	**428**	**3 865**	**2 789**
	Şehir	58	1 246	28 901	15 724	13 177	4	29	91	360	3 508	2 517
	Köy	14	176	1 920	907	1 013	-	-	-	68	357	272
Genel	**Toplam**	**36**	**594**	**17 094**	**8 256**	**8 838**	**4**	**29**	**91**	**157**	**1 209**	**1 423**
	Şehir	28	465	15 700	7 612	8 088	4	29	91	106	951	1 209
	Köy	8	129	1 394	644	750	-	-	-	51	258	214
Mesleki ve teknik	**Toplam**	**36**	**828**	**13 727**	**8 375**	**5 352**	**-**	**-**	**-**	**271**	**2 656**	**1 366**
	Şehir	30	781	13 201	8 112	5 089	-	-	-	254	2 557	1 308
	Köy	6	47	526	263	263	-	-	-	17	99	58
TR713 Niğde	**Toplam**	**58**	**1 244**	**25 143**	**12 978**	**12 165**	**-**	**-**	**-**	**359**	**2 955**	**2 648**
	Şehir	50	1 119	24 272	12 524	11 748	-	-	-	323	2 790	2 529
	Köy	8	125	871	454	417	-	-	-	36	165	119
Genel	**Toplam**	**22**	**385**	**14 264**	**6 917**	**7 347**	**-**	**-**	**-**	**99**	**1 119**	**1 449**
	Şehir	21	378	14 176	6 881	7 295	-	-	-	97	1 097	1 423
	Köy	1	7	88	36	52	-	-	-	2	22	26
Mesleki ve teknik	**Toplam**	**36**	**859**	**10 879**	**6 061**	**4 818**	**-**	**-**	**-**	**260**	**1 836**	**1 199**
	Şehir	29	741	10 096	5 643	4 453	-	-	-	226	1 693	1 106
	Köy	7	118	783	418	365	-	-	-	34	143	93
TR714 Nevşehir	**Toplam**	**58**	**1 003**	**20 614**	**10 977**	**9 637**	**3**	**18**	**70**	**266**	**2 389**	**1 854**
	Şehir	52	944	19 741	10 499	9 242	3	18	70	250	2 249	1 743
	Köy	6	59	873	478	395	-	-	-	16	140	111
Genel	**Toplam**	**26**	**324**	**11 249**	**5 609**	**5 640**	**3**	**18**	**70**	**80**	**901**	**968**
	Şehir	21	269	10 492	5 224	5 268	3	18	70	65	787	864
	Köy	5	55	757	385	372	-	-	-	15	114	104
Mesleki ve teknik	**Toplam**	**32**	**679**	**9 365**	**5 368**	**3 997**	**-**	**-**	**-**	**186**	**1 488**	**886**
	Şehir	31	675	9 249	5 275	3 974	-	-	-	185	1 462	879
	Köy	1	4	116	93	23	-	-	-	1	26	7
TR715 Kırşehir	**Toplam**	**56**	**990**	**16 216**	**8 551**	**7 665**	**2**	**19**	**41**	**269**	**1 879**	**1 654**
	Şehir	56	990	16 216	8 551	7 665	2	19	41	269	1 879	1 654
	Köy	-	-	-	-	-	-	-	-	-	-	-
Genel	**Toplam**	**22**	**353**	**8 587**	**4 150**	**4 437**	**2**	**19**	**41**	**89**	**764**	**867**
	Şehir	22	353	8 587	4 150	4 437	2	19	41	89	764	867
	Köy	-	-	-	-	-	-	-	-	-	-	-
Mesleki ve teknik	**Toplam**	**34**	**637**	**7 629**	**4 401**	**3 228**	**-**	**-**	**-**	**180**	**1 115**	**787**
	Şehir	34	637	7 629	4 401	3 228	-	-	-	180	1 115	787
	Köy	-	-	-	-	-	-	-	-	-	-	-
TR721 Kayseri	**Toplam**	**211**	**4 360**	**110 758**	**58 426**	**52 332**	**13**	**134**	**139**	**1 212**	**12 678**	**10 717**
	Şehir	211	4 360	110 758	58 426	52 332	13	134	139	1 212	12 678	10 717
	Köy	-	-	-	-	-	-	-	-	-	-	-
Genel	**Toplam**	**92**	**1 488**	**56 316**	**27 933**	**28 383**	**7**	**65**	**139**	**356**	**3 958**	**4 720**
	Şehir	92	1 488	56 316	27 933	28 383	7	65	139	356	3 958	4 720
	Köy	-	-	-	-	-	-	-	-	-	-	-
Mesleki ve teknik	**Toplam**	**119**	**2 872**	**54 442**	**30 493**	**23 949**	**6**	**69**	**-**	**856**	**8 720**	**5 997**
	Şehir	119	2 872	54 442	30 493	23 949	6	69	-	856	8 720	5 997
	Köy	-	-	-	-	-	-	-	-	-	-	-
TR722 Sivas	**Toplam**	**110**	**2 399**	**47 759**	**25 009**	**22 750**	**5**	**46**	**93**	**729**	**5 650**	**4 767**
	Şehir	102	2 293	46 758	24 456	22 302	5	46	93	692	5 451	4 627
	Köy	8	106	1 001	553	448	-	-	-	37	199	140
Genel	**Toplam**	**47**	**891**	**26 613**	**13 279**	**13 334**	**5**	**46**	**93**	**257**	**2 229**	**2 360**
	Şehir	43	833	26 106	13 013	13 093	5	46	93	235	2 139	2 275
	Köy	4	58	507	266	241	-	-	-	22	90	85
Mesleki ve teknik	**Toplam**	**63**	**1 508**	**21 146**	**11 730**	**9 416**	**-**	**-**	**-**	**472**	**3 421**	**2 407**
	Şehir	59	1 460	20 652	11 443	9 209	-	-	-	457	3 312	2 352
	Köy	4	48	494	287	207	-	-	-	15	109	55
TR723 Yozgat	**Toplam**	**107**	**1 776**	**31 003**	**16 296**	**14 707**	**-**	**-**	**-**	**461**	**3 603**	**2 950**
	Şehir	100	1 712	30 567	15 978	14 589	-	-	-	445	3 525	2 922
	Köy	7	64	436	318	118	-	-	-	16	78	28
Genel	**Toplam**	**37**	**570**	**16 520**	**8 023**	**8 497**	**-**	**-**	**-**	**138**	**1 252**	**1 593**
	Şehir	37	570	16 520	8 023	8 497	-	-	-	138	1 252	1 593
	Köy	-	-	-	-	-	-	-	-	-	-	-
Mesleki ve teknik	**Toplam**	**70**	**1 206**	**14 483**	**8 273**	**6 210**	**-**	**-**	**-**	**323**	**2 351**	**1 357**
	Şehir	63	1 142	14 047	7 955	6 092	-	-	-	307	2 273	1 329
	Köy	7	64	436	318	118	-	-	-	16	78	28

Not. Açıköğretim öğrenci sayıları 2016-2017 eğitim öğretim yılı 1., 2. ve 3. dönem yeni kayıt yaptıran ve kayıt yenileyen aktif öğrencileri kapsar.

2.12 Number of schools, divisions and students in secondary education by grade and settlement place according to Statistical Regions Level 3 (continued)

[The educational year 2016/'17]

Sınıflara Göre Öğrenci - Students by Grade												
10. sınıf Grade 10			11. sınıf Grade 11			12. sınıf Grade 12			Açıköğretim Lisesi Open secondary education			
Şube Division	Erkek Male	Kadın Female	Şube Division	Erkek Male	Kadın Female	Şube Division	Erkek Male	Kadın Female	Erkek Male	Kadın Female		SR Level 3
330	**3 254**	**2 754**	**352**	**2 748**	**2 509**	**308**	**2 313**	**2 299**	**4 422**	**3 748**	**Total**	Aksaray TR712
290	3 042	2 444	313	2 542	2 260	279	2 181	2 117	4 422	3 748	City	
40	212	310	39	206	249	29	132	182	-	-	Village	
135	**1 177**	**1 529**	**147**	**1 019**	**1 437**	**151**	**948**	**1 197**	**3 874**	**3 161**	**Total**	General
105	1 030	1 298	119	864	1 247	131	864	1 082	3 874	3 161	City	
30	147	231	28	155	190	20	84	115	-	-	Village	
195	**2 077**	**1 225**	**205**	**1 729**	**1 072**	**157**	**1 365**	**1 102**	**548**	**587**	**Total**	Vocational and technical
185	2 012	1 146	194	1 678	1 013	148	1 317	1 035	548	587	City	
10	65	79	11	51	59	9	48	67	-	-	Village	
307	**2 430**	**2 516**	**331**	**2 225**	**2 348**	**247**	**2 219**	**2 160**	**3 149**	**2 493**	**Total**	Niğde TR713
272	2 329	2 412	296	2 142	2 239	228	2 114	2 075	3 149	2 493	City	
35	101	104	35	83	109	19	105	85	-	-	Village	
89	**1 061**	**1 335**	**98**	**972**	**1 304**	**99**	**938**	**1 172**	**2 827**	**2 087**	**Total**	General
87	1 053	1 321	96	972	1 294	98	932	1 170	2 827	2 087	City	
2	8	14	2	-	10	1	6	2	-	-	Village	
218	**1 369**	**1 181**	**233**	**1 253**	**1 044**	**148**	**1 281**	**988**	**322**	**406**	**Total**	Vocational and technical
185	1 276	1 091	200	1 170	945	130	1 182	905	322	406	City	
33	93	90	33	83	99	18	99	83	-	-	Village	
244	**2 207**	**1 926**	**272**	**1 947**	**1 861**	**218**	**1 749**	**1 921**	**2 667**	**2 005**	**Total**	Nevşehir TR714
228	2 083	1 821	256	1 821	1 747	207	1 661	1 856	2 667	2 005	City	
16	124	105	16	126	114	11	88	65	-	-	Village	
75	**825**	**1 035**	**84**	**775**	**940**	**82**	**737**	**908**	**2 353**	**1 719**	**Total**	General
61	722	936	69	662	832	71	682	847	2 353	1 719	City	
14	103	99	15	113	108	11	55	61	-	-	Village	
169	**1 382**	**891**	**188**	**1 172**	**921**	**136**	**1 012**	**1 013**	**314**	**286**	**Total**	Vocational and technical
167	1 361	885	187	1 159	915	136	979	1 009	314	286	City	
2	21	6	1	13	6	-	33	4	-	-	Village	
251	**1 763**	**1 556**	**255**	**1 745**	**1 630**	**213**	**1 741**	**1 582**	**1 404**	**1 202**	**Total**	Kırşehir TR715
251	1 763	1 556	255	1 745	1 630	213	1 741	1 582	1 404	1 202	City	
-	-	-	-	-	-	-	-	-	-	-	Village	
84	**836**	**882**	**89**	**772**	**842**	**89**	**743**	**820**	**1 016**	**985**	**Total**	General
84	836	882	89	772	842	89	743	820	1 016	985	City	
-	-	-	-	-	-	-	-	-	-	-	Village	
167	**927**	**674**	**166**	**973**	**788**	**124**	**998**	**762**	**388**	**217**	**Total**	Vocational and technical
167	927	674	166	973	788	124	998	762	388	217	City	
-	-	-	-	-	-	-	-	-	-	-	Village	
1 062	**11 220**	**10 576**	**1 115**	**9 490**	**9 663**	**958**	**9 301**	**9 238**	**15 603**	**11 999**	**Total**	Kayseri TR721
1 062	11 220	10 576	1 115	9 490	9 663	958	9 301	9 238	15 603	11 999	City	
-	-	-	-	-	-	-	-	-	-	-	Village	
337	**4 128**	**4 757**	**384**	**4 124**	**4 868**	**404**	**3 941**	**4 528**	**11 717**	**9 371**	**Total**	General
337	4 128	4 757	384	4 124	4 868	404	3 941	4 528	11 717	9 371	City	
-	-	-	-	-	-	-	-	-	-	-	Village	
725	**7 092**	**5 819**	**731**	**5 366**	**4 795**	**554**	**5 360**	**4 710**	**3 886**	**2 628**	**Total**	Vocational and technical
725	7 092	5 819	731	5 366	4 795	554	5 360	4 710	3 886	2 628	City	
-	-	-	-	-	-	-	-	-	-	-	Village	
571	**4 409**	**4 532**	**587**	**3 900**	**4 025**	**507**	**3 771**	**4 024**	**7 233**	**5 309**	**Total**	Sivas TR722
549	4 261	4 442	562	3 774	3 933	485	3 691	3 898	7 233	5 309	City	
22	148	90	25	126	92	22	80	126	-	-	Village	
207	**1 960**	**2 323**	**213**	**1 763**	**2 056**	**209**	**1 615**	**2 052**	**5 666**	**4 450**	**Total**	General
195	1 880	2 273	201	1 695	2 009	197	1 587	1 993	5 666	4 450	City	
12	80	50	12	68	47	12	28	59	-	-	Village	
364	**2 449**	**2 209**	**374**	**2 137**	**1 969**	**298**	**2 156**	**1 972**	**1 567**	**859**	**Total**	Vocational and technical
354	2 381	2 169	361	2 079	1 924	288	2 104	1 905	1 567	859	City	
10	68	40	13	58	45	10	52	67	-	-	Village	
443	**3 286**	**2 953**	**493**	**2 953**	**2 965**	**379**	**2 738**	**2 728**	**3 716**	**3 111**	**Total**	Yozgat TR723
426	3 195	2 935	474	2 886	2 933	367	2 656	2 688	3 716	3 111	City	
17	91	18	19	67	32	12	82	40	-	-	Village	
136	**1 272**	**1 592**	**157**	**1 181**	**1 639**	**139**	**1 074**	**1 362**	**3 244**	**2 311**	**Total**	General
136	1 272	1 592	157	1 181	1 639	139	1 074	1 362	3 244	2 311	City	
-	-	-	-	-	-	-	-	-	-	-	Village	
307	**2 014**	**1 361**	**336**	**1 772**	**1 326**	**240**	**1 664**	**1 366**	**472**	**800**	**Total**	Vocational and technical
290	1 923	1 343	317	1 705	1 294	228	1 582	1 326	472	800	City	
17	91	18	19	67	32	12	82	40	-	-	Village	

Note. The number of open education students include the active students who are new entrants or who have renewed registration as of 1., 2. and 3. semester in the educational year 2016-2017.

2.12 İstatistiki Bölge Birimleri Sınıflaması 3. düzey, yerleşim yeri ve sınıflara göre ortaöğretimde okul, şube ve öğrenci sayısı (devam)

[2016/'17 öğretim yılı]

		Toplam - Total					Sınıflara Göre Öğrenci - Students by Grade					
				Öğrenci - Students			Hazırlık sınıfı Preparatory class			9. sınıf Grade 9		
İBBS 3. Düzey		Okul School	Şube Division	Toplam Total	Erkek Male	Kadın Female	Şube Division	Erkek Male	Kadın Female	Şube Division	Erkek Male	Kadın Female
TR811 Zonguldak	**Toplam**	**93**	**1 762**	**39 658**	**20 225**	**19 433**	**2**	**15**	**41**	**474**	**4 593**	**4 219**
	Şehir	77	1 540	37 174	19 084	18 090	2	15	41	406	4 255	3 861
	Köy	16	222	2 484	1 141	1 343	-	-	-	68	338	358
Genel	**Toplam**	**39**	**597**	**20 791**	**9 361**	**11 430**	**2**	**15**	**41**	**143**	**1 567**	**2 087**
	Şehir	37	573	20 136	9 088	11 048	2	15	41	137	1 496	1 976
	Köy	2	24	655	273	382	-	-	-	6	71	111
Mesleki ve teknik	**Toplam**	**54**	**1 165**	**18 867**	**10 864**	**8 003**	**-**	**-**	**-**	**331**	**3 026**	**2 132**
	Şehir	40	967	17 038	9 996	7 042	-	-	-	269	2 759	1 885
	Köy	14	198	1 829	868	961	-	-	-	62	267	247
TR812 Karabük	**Toplam**	**44**	**691**	**16 115**	**8 541**	**7 574**	**-**	**-**	**-**	**166**	**1 800**	**1 532**
	Şehir	42	670	15 896	8 445	7 451	-	-	-	159	1 773	1 491
	Köy	2	21	219	96	123	-	-	-	7	27	41
Genel	**Toplam**	**18**	**233**	**8 976**	**4 453**	**4 523**	**-**	**-**	**-**	**55**	**748**	**804**
	Şehir	18	233	8 976	4 453	4 523	-	-	-	55	748	804
	Köy	-	-	-	-	-	-	-	-	-	-	-
Mesleki ve teknik	**Toplam**	**26**	**458**	**7 139**	**4 088**	**3 051**	**-**	**-**	**-**	**111**	**1 052**	**728**
	Şehir	24	437	6 920	3 992	2 928	-	-	-	104	1 025	687
	Köy	2	21	219	96	123	-	-	-	7	27	41
TR813 Bartın	**Toplam**	**32**	**741**	**12 832**	**6 395**	**6 437**	**-**	**-**	**-**	**213**	**1 442**	**1 252**
	Şehir	25	609	11 654	5 773	5 881	-	-	-	185	1 284	1 150
	Köy	7	132	1 178	622	556	-	-	-	28	158	102
Genel	**Toplam**	**9**	**157**	**5 752**	**2 689**	**3 063**	**-**	**-**	**-**	**40**	**396**	**483**
	Şehir	9	157	5 752	2 689	3 063	-	-	-	40	396	483
	Köy	-	-	-	-	-	-	-	-	-	-	-
Mesleki ve teknik	**Toplam**	**23**	**584**	**7 080**	**3 706**	**3 374**	**-**	**-**	**-**	**173**	**1 046**	**769**
	Şehir	16	452	5 902	3 084	2 818	-	-	-	145	888	667
	Köy	7	132	1 178	622	556	-	-	-	28	158	102
TR821 Kastamonu	**Toplam**	**81**	**1 100**	**23 331**	**11 805**	**11 526**	**2**	**25**	**33**	**290**	**2 632**	**2 362**
	Şehir	78	1 064	23 076	11 686	11 390	2	25	33	276	2 599	2 328
	Köy	3	36	255	119	136	-	-	-	14	33	34
Genel	**Toplam**	**21**	**244**	**11 514**	**5 178**	**6 336**	**2**	**25**	**33**	**56**	**657**	**895**
	Şehir	21	244	11 514	5 178	6 336	2	25	33	56	657	895
	Köy	-	-	-	-	-	-	-	-	-	-	-
Mesleki ve teknik	**Toplam**	**60**	**856**	**11 817**	**6 627**	**5 190**	**-**	**-**	**-**	**234**	**1 975**	**1 467**
	Şehir	57	820	11 562	6 508	5 054	-	-	-	220	1 942	1 433
	Köy	3	36	255	119	136	-	-	-	14	33	34
TR822 Çankırı	**Toplam**	**38**	**527**	**11 185**	**6 000**	**5 185**	**4**	**41**	**72**	**149**	**1 343**	**1 025**
	Şehir	38	527	11 185	6 000	5 185	4	41	72	149	1 343	1 025
	Köy	-	-	-	-	-	-	-	-	-	-	-
Genel	**Toplam**	**12**	**160**	**5 868**	**2 833**	**3 035**	**4**	**41**	**72**	**42**	**399**	**463**
	Şehir	12	160	5 868	2 833	3 035	4	41	72	42	399	463
	Köy	-	-	-	-	-	-	-	-	-	-	-
Mesleki ve teknik	**Toplam**	**26**	**367**	**5 317**	**3 167**	**2 150**	**-**	**-**	**-**	**107**	**944**	**562**
	Şehir	26	367	5 317	3 167	2 150	-	-	-	107	944	562
	Köy	-	-	-	-	-	-	-	-	-	-	-
TR823 Sinop	**Toplam**	**45**	**738**	**13 296**	**6 881**	**6 415**	**-**	**-**	**-**	**202**	**1 495**	**1 301**
	Şehir	45	738	13 296	6 881	6 415	-	-	-	202	1 495	1 301
	Köy	-	-	-	-	-	-	-	-	-	-	-
Genel	**Toplam**	**18**	**211**	**7 323**	**3 522**	**3 801**	**-**	**-**	**-**	**51**	**512**	**637**
	Şehir	18	211	7 323	3 522	3 801	-	-	-	51	512	637
	Köy	-	-	-	-	-	-	-	-	-	-	-
Mesleki ve teknik	**Toplam**	**27**	**527**	**5 973**	**3 359**	**2 614**	**-**	**-**	**-**	**151**	**983**	**664**
	Şehir	27	527	5 973	3 359	2 614	-	-	-	151	983	664
	Köy	-	-	-	-	-	-	-	-	-	-	-
TR831 Samsun	**Toplam**	**178**	**4 122**	**99 489**	**50 797**	**48 692**	**20**	**93**	**158**	**1 133**	**10 950**	**9 452**
	Şehir	178	4 122	99 489	50 797	48 692	20	93	158	1 133	10 950	9 452
	Köy	-	-	-	-	-	-	-	-	-	-	-
Genel	**Toplam**	**86**	**1 429**	**54 870**	**26 165**	**28 705**	**6**	**43**	**80**	**353**	**3 970**	**4 730**
	Şehir	86	1 429	54 870	26 165	28 705	6	43	80	353	3 970	4 730
	Köy	-	-	-	-	-	-	-	-	-	-	-
Mesleki ve teknik	**Toplam**	**92**	**2 693**	**44 619**	**24 632**	**19 987**	**14**	**50**	**78**	**780**	**6 980**	**4 722**
	Şehir	92	2 693	44 619	24 632	19 987	14	50	78	780	6 980	4 722
	Köy	-	-	-	-	-	-	-	-	-	-	-

Not. Açıköğretim öğrenci sayıları 2016-2017 eğitim öğretim yılı 1., 2. ve 3. dönem yeni kayıt yaptıran ve kayıt yenileyen aktif öğrencileri kapsar.

2.12 Number of schools, divisions and students in secondary education by grade and settlement place according to Statistical Regions Level 3 (continued)

[The educational year 2016/'17]

Sınıflara Göre Öğrenci - Students by Grade												
10. sınıf Grade 10			11. sınıf Grade 11			12. sınıf Grade 12			Açıköğretim Lisesi Open secondary education			
Şube Division	Erkek Male	Kadın Female	Şube Division	Erkek Male	Kadın Female	Şube Division	Erkek Male	Kadın Female	Erkek Male	Kadın Female		SR Level 3
396	**4 140**	**3 977**	**454**	**3 668**	**3 519**	**436**	**3 760**	**3 480**	**4 049**	**4 197**	**Total**	Zonguldak TR811
344	3 828	3 585	395	3 378	3 228	393	3 559	3 178	4 049	4 197	City	
52	312	392	59	290	291	43	201	302	-	-	Village	
139	**1 734**	**2 130**	**156**	**1 651**	**1 992**	**157**	**1 557**	**2 003**	**2 837**	**3 177**	**Total**	General
133	1 663	2 006	150	1 577	1 923	151	1 500	1 925	2 837	3 177	City	
6	71	124	6	74	69	6	57	78	-	-	Village	
257	**2 406**	**1 847**	**298**	**2 017**	**1 527**	**279**	**2 203**	**1 477**	**1 212**	**1 020**	**Total**	Vocational and technical
211	2 165	1 579	245	1 801	1 305	242	2 059	1 253	1 212	1 020	City	
46	241	268	53	216	222	37	144	224	-	-	Village	
166	**1 661**	**1 500**	**181**	**1 460**	**1 417**	**178**	**1 598**	**1 481**	**2 022**	**1 644**	**Total**	Karabük TR812
160	1 632	1 468	177	1 444	1 389	174	1 574	1 459	2 022	1 644	City	
6	29	32	4	16	28	4	24	22	-	-	Village	
54	**762**	**842**	**58**	**717**	**799**	**66**	**733**	**830**	**1 493**	**1 248**	**Total**	General
54	762	842	58	717	799	66	733	830	1 493	1 248	City	
-	-	-	-	-	-	-	-	-	-	-	Village	
112	**899**	**658**	**123**	**743**	**618**	**112**	**865**	**651**	**529**	**396**	**Total**	Vocational and technical
106	870	626	119	727	590	108	841	629	529	396	City	
6	29	32	4	16	28	4	24	22	-	-	Village	
172	**1 296**	**1 354**	**194**	**1 250**	**1 093**	**162**	**1 095**	**1 162**	**1 312**	**1 576**	**Total**	Bartın TR813
134	1 141	1 204	155	1 086	939	135	950	1 012	1 312	1 576	City	
38	155	150	39	164	154	27	145	150	-	-	Village	
36	**360**	**521**	**44**	**448**	**462**	**37**	**358**	**449**	**1 127**	**1 148**	**Total**	General
36	360	521	44	448	462	37	358	449	1 127	1 148	City	
-	-	-	-	-	-	-	-	-	-	-	Village	
136	**936**	**833**	**150**	**802**	**631**	**125**	**737**	**713**	**185**	**428**	**Total**	Vocational and technical
98	781	683	111	638	477	98	592	563	185	428	City	
38	155	150	39	164	154	27	145	150	-	-	Village	
281	**2 277**	**1 980**	**298**	**2 073**	**2 006**	**229**	**2 062**	**1 968**	**2 736**	**3 177**	**Total**	Kastamonu TR821
272	2 239	1 946	289	2 048	1 971	225	2 039	1 935	2 736	3 177	City	
9	38	34	9	25	35	4	23	33	-	-	Village	
53	**632**	**822**	**64**	**689**	**853**	**69**	**689**	**957**	**2 486**	**2 776**	**Total**	General
53	632	822	64	689	853	69	689	957	2 486	2 776	City	
-	-	-	-	-	-	-	-	-	-	-	Village	
228	**1 645**	**1 158**	**234**	**1 384**	**1 153**	**160**	**1 373**	**1 011**	**250**	**401**	**Total**	Vocational and technical
219	1 607	1 124	225	1 359	1 118	156	1 350	978	250	401	City	
9	38	34	9	25	35	4	23	33	-	-	Village	
122	**1 002**	**880**	**139**	**988**	**932**	**113**	**928**	**938**	**1 698**	**1 338**	**Total**	Çankırı TR822
122	1 002	880	139	988	932	113	928	938	1 698	1 338	City	
-	-	-	-	-	-	-	-	-	-	-	Village	
34	**336**	**439**	**39**	**371**	**501**	**41**	**362**	**489**	**1 324**	**1 071**	**Total**	General
34	336	439	39	371	501	41	362	489	1 324	1 071	City	
-	-	-	-	-	-	-	-	-	-	-	Village	
88	**666**	**441**	**100**	**617**	**431**	**72**	**566**	**449**	**374**	**267**	**Total**	Vocational and technical
88	666	441	100	617	431	72	566	449	374	267	City	
-	-	-	-	-	-	-	-	-	-	-	Village	
181	**1 250**	**1 276**	**195**	**1 171**	**1 139**	**160**	**1 161**	**1 143**	**1 804**	**1 556**	**Total**	Sinop TR823
181	1 250	1 276	195	1 171	1 139	160	1 161	1 143	1 804	1 556	City	
-	-	-	-	-	-	-	-	-	-	-	Village	
51	**481**	**627**	**52**	**482**	**560**	**57**	**529**	**602**	**1 518**	**1 375**	**Total**	General
51	481	627	52	482	560	57	529	602	1 518	1 375	City	
-	-	-	-	-	-	-	-	-	-	-	Village	
130	**769**	**649**	**143**	**689**	**579**	**103**	**632**	**541**	**286**	**181**	**Total**	Vocational and technical
130	769	649	143	689	579	103	632	541	286	181	City	
-	-	-	-	-	-	-	-	-	-	-	Village	
992	**9 396**	**9 269**	**1 023**	**8 277**	**8 738**	**954**	**7 909**	**8 440**	**14 172**	**12 635**	**Total**	Samsun TR831
992	9 396	9 269	1 023	8 277	8 738	954	7 909	8 440	14 172	12 635	City	
-	-	-	-	-	-	-	-	-	-	-	Village	
342	**4 143**	**5 050**	**350**	**3 714**	**4 648**	**378**	**3 506**	**4 368**	**10 789**	**9 829**	**Total**	General
342	4 143	5 050	350	3 714	4 648	378	3 506	4 368	10 789	9 829	City	
-	-	-	-	-	-	-	-	-	-	-	Village	
650	**5 253**	**4 219**	**673**	**4 563**	**4 090**	**576**	**4 403**	**4 072**	**3 383**	**2 806**	**Total**	Vocational and technical
650	5 253	4 219	673	4 563	4 090	576	4 403	4 072	3 383	2 806	City	
-	-	-	-	-	-	-	-	-	-	-	Village	

Note. The number of open education students include the active students who are new entrants or who have renewed registration as of 1., 2. and 3. semester in the educational year 2016-2017.

2.12 İstatistiki Bölge Birimleri Sınıflaması 3. düzey, yerleşim yeri ve sınıflara göre ortaöğretimde okul, şube ve öğrenci sayısı (devam)

[2016/'17 öğretim yılı]

		Toplam - Total					Sınıflara göre öğrenci					
				Öğrenci - Students			Hazırlık sınıfı Preparatory class			9. sınıf Grade 9		
İBBS 3. Düzey		Okul School	Şube Division	Toplam Total	Erkek Male	Kadın Female	Şube Division	Erkek Male	Kadın Female	Şube Division	Erkek Male	Kadın Female
TR832 Tokat	**Toplam**	**109**	**2 047**	**44 637**	**23 741**	**20 896**	**3**	**26**	**64**	**531**	**5 281**	**4 083**
	Şehir	103	1 988	43 968	23 270	20 698	3	26	64	510	5 118	4 011
	Köy	6	59	669	471	198	-	-	-	21	163	72
Genel	**Toplam**	**45**	**634**	**21 674**	**10 607**	**11 067**	**3**	**26**	**64**	**137**	**1 554**	**1 702**
	Şehir	45	634	21 674	10 607	11 067	3	26	64	137	1 554	1 702
	Köy	-	-	-	-	-	-	-	-	-	-	-
Mesleki ve teknik	**Toplam**	**64**	**1 413**	**22 963**	**13 134**	**9 829**	**-**	**-**	**-**	**394**	**3 727**	**2 381**
	Şehir	58	1 354	22 294	12 663	9 631	-	-	-	373	3 564	2 309
	Köy	6	59	669	471	198	-	-	-	21	163	72
TR833 Çorum	**Toplam**	**105**	**1 615**	**38 091**	**19 321**	**18 770**	**3**	**26**	**62**	**445**	**4 245**	**3 718**
	Şehir	103	1 599	37 885	19 189	18 696	3	26	62	442	4 205	3 702
	Köy	2	16	206	132	74	-	-	-	3	40	16
Genel	**Toplam**	**47**	**588**	**21 833**	**10 370**	**11 463**	**3**	**26**	**62**	**136**	**1 736**	**1 979**
	Şehir	47	588	21 833	10 370	11 463	3	26	62	136	1 736	1 979
	Köy	-	-	-	-	-	-	-	-	-	-	-
Mesleki ve teknik	**Toplam**	**58**	**1 027**	**16 258**	**8 951**	**7 307**	**-**	**-**	**-**	**309**	**2 509**	**1 739**
	Şehir	56	1 011	16 052	8 819	7 233	-	-	-	306	2 469	1 723
	Köy	2	16	206	132	74	-	-	-	3	40	16
TR834 Amasya	**Toplam**	**68**	**1 384**	**24 109**	**12 410**	**11 699**	**3**	**25**	**63**	**389**	**3 011**	**2 475**
	Şehir	65	1 347	23 606	11 995	11 611	3	25	63	376	2 882	2 460
	Köy	3	37	503	415	88	-	-	-	13	129	15
Genel	**Toplam**	**24**	**404**	**12 048**	**5 744**	**6 304**	**3**	**25**	**63**	**97**	**1 057**	**1 178**
	Şehir	24	404	12 048	5 744	6 304	3	25	63	97	1 057	1 178
	Köy	-	-	-	-	-	-	-	-	-	-	-
Mesleki ve teknik	**Toplam**	**44**	**980**	**12 061**	**6 666**	**5 395**	**-**	**-**	**-**	**292**	**1 954**	**1 297**
	Şehir	41	943	11 558	6 251	5 307	-	-	-	279	1 825	1 282
	Köy	3	37	503	415	88	-	-	-	13	129	15
TR901 Trabzon	**Toplam**	**136**	**3 036**	**58 349**	**29 746**	**28 603**	**9**	**14**	**127**	**840**	**6 456**	**5 479**
	Şehir	136	3 036	58 349	29 746	28 603	9	14	127	840	6 456	5 479
	Köy	-	-	-	-	-	-	-	-	-	-	-
Genel	**Toplam**	**56**	**962**	**29 085**	**14 425**	**14 660**	**3**	**14**	**69**	**247**	**2 563**	**2 659**
	Şehir	56	962	29 085	14 425	14 660	3	14	69	247	2 563	2 659
	Köy	-	-	-	-	-	-	-	-	-	-	-
Mesleki ve teknik	**Toplam**	**80**	**2 074**	**29 264**	**15 321**	**13 943**	**6**	**-**	**58**	**593**	**3 893**	**2 820**
	Şehir	80	2 074	29 264	15 321	13 943	6	-	58	593	3 893	2 820
	Köy	-	-	-	-	-	-	-	-	-	-	-
TR902 Ordu	**Toplam**	**124**	**2 590**	**51 493**	**26 222**	**25 271**	**4**	**45**	**72**	**619**	**5 950**	**5 242**
	Şehir	124	2 590	51 493	26 222	25 271	4	45	72	619	5 950	5 242
	Köy	-	-	-	-	-	-	-	-	-	-	-
Genel	**Toplam**	**48**	**728**	**23 933**	**11 231**	**12 702**	**4**	**45**	**72**	**163**	**1 917**	**2 406**
	Şehir	48	728	23 933	11 231	12 702	4	45	72	163	1 917	2 406
	Köy	-	-	-	-	-	-	-	-	-	-	-
Mesleki ve teknik	**Toplam**	**76**	**1 862**	**27 560**	**14 991**	**12 569**	**-**	**-**	**-**	**456**	**4 033**	**2 836**
	Şehir	76	1 862	27 560	14 991	12 569	-	-	-	456	4 033	2 836
	Köy	-	-	-	-	-	-	-	-	-	-	-
TR903 Giresun	**Toplam**	**97**	**1 710**	**28 682**	**15 012**	**13 670**	**3**	**24**	**62**	**453**	**3 377**	**2 789**
	Şehir	95	1 692	28 416	14 882	13 534	3	24	62	449	3 343	2 752
	Köy	2	18	266	130	136	-	-	-	4	34	37
Genel	**Toplam**	**33**	**431**	**13 881**	**6 647**	**7 234**	**3**	**24**	**62**	**96**	**1 103**	**1 287**
	Şehir	32	426	13 804	6 602	7 202	3	24	62	95	1 097	1 276
	Köy	1	5	77	45	32	-	-	-	1	6	11
Mesleki ve teknik	**Toplam**	**64**	**1 279**	**14 801**	**8 365**	**6 436**	**-**	**-**	**-**	**357**	**2 274**	**1 502**
	Şehir	63	1 266	14 612	8 280	6 332	-	-	-	354	2 246	1 476
	Köy	1	13	189	85	104	-	-	-	3	28	26
TR904 Rize	**Toplam**	**74**	**1 666**	**28 104**	**14 838**	**13 266**	**9**	**99**	**62**	**464**	**3 117**	**2 440**
	Şehir	70	1 602	27 184	14 455	12 729	6	72	-	442	3 011	2 299
	Köy	4	64	920	383	537	3	27	62	22	106	141
Genel	**Toplam**	**30**	**411**	**12 955**	**6 167**	**6 788**	**3**	**27**	**62**	**101**	**1 079**	**1 113**
	Şehir	28	381	12 153	5 879	6 274	-	-	-	94	1 004	982
	Köy	2	30	802	288	514	3	27	62	7	75	131
Mesleki ve teknik	**Toplam**	**44**	**1 255**	**15 149**	**8 671**	**6 478**	**6**	**72**	**-**	**363**	**2 038**	**1 327**
	Şehir	42	1 221	15 031	8 576	6 455	6	72	-	348	2 007	1 317
	Köy	2	34	118	95	23	-	-	-	15	31	10

Not. Açıköğretim öğrenci sayıları 2016-2017 eğitim öğretim yılı 1., 2. ve 3. dönem yeni kayıt yaptıran ve kayıt yenileyen aktif öğrencileri kapsar.

2.12 Number of schools, divisions and students in secondary education by grade and settlement place according to Statistical Regions Level 3 (continued)

[The educational year 2016/'17]

Students by grade												
10. sınıf Grade 10			**11. sınıf** Grade 11			**12. sınıf** Grade 12			**Açıköğretim Lisesi** Open secondary education			
Şube Division	**Erkek** Male	**Kadın** Female	**Şube** Division	**Erkek** Male	**Kadın** Female	**Şube** Division	**Erkek** Male	**Kadın** Female	**Erkek** Male	**Kadın** Female		SR Level 3
502	**4 819**	**4 426**	**549**	**4 190**	**3 955**	**462**	**4 167**	**3 914**	**5 258**	**4 454**	**Total**	Tokat TR832
486	4 666	4 353	534	4 098	3 917	455	4 104	3 899	5 258	4 454	City	
16	153	73	15	92	38	7	63	15	-	-	Village	
143	**1 688**	**1 979**	**164**	**1 632**	**1 880**	**187**	**1 775**	**1 991**	**3 932**	**3 451**	**Total**	General
143	1 688	1 979	164	1 632	1 880	187	1 775	1 991	3 932	3 451	City	
-	-	-	-	-	-	-	-	-	-	-	Village	
359	**3 131**	**2 447**	**385**	**2 558**	**2 075**	**275**	**2 392**	**1 923**	**1 326**	**1 003**	**Total**	Vocational and technical
343	2 978	2 374	370	2 466	2 037	268	2 329	1 908	1 326	1 003	City	
16	153	73	15	92	38	7	63	15	-	-	Village	
389	**3 742**	**3 700**	**402**	**3 287**	**3 300**	**376**	**3 489**	**3 387**	**4 532**	**4 603**	**Total**	Çorum TR833
384	3 703	3 676	398	3 263	3 282	372	3 460	3 371	4 532	4 603	City	
5	39	24	4	24	18	4	29	16	-	-	Village	
142	**1 767**	**2 049**	**146**	**1 553**	**1 801**	**161**	**1 496**	**1 695**	**3 792**	**3 877**	**Total**	General
142	1 767	2 049	146	1 553	1 801	161	1 496	1 695	3 792	3 877	City	
-	-	-	-	-	-	-	-	-	-	-	Village	
247	**1 975**	**1 651**	**256**	**1 734**	**1 499**	**215**	**1 993**	**1 692**	**740**	**726**	**Total**	Vocational and technical
242	1 936	1 627	252	1 710	1 481	211	1 964	1 676	740	726	City	
5	39	24	4	24	18	4	29	16	-	-	Village	
328	**2 538**	**2 350**	**360**	**2 304**	**2 219**	**304**	**2 226**	**2 257**	**2 306**	**2 335**	**Total**	Amasya TR834
319	2 438	2 326	351	2 208	2 194	298	2 136	2 233	2 306	2 335	City	
9	100	24	9	96	25	6	90	24	-	-	Village	
92	**1 038**	**1 169**	**99**	**944**	**1 042**	**113**	**920**	**1 142**	**1 760**	**1 710**	**Total**	General
92	1 038	1 169	99	944	1 042	113	920	1 142	1 760	1 710	City	
-	-	-	-	-	-	-	-	-	-	-	Village	
236	**1 500**	**1 181**	**261**	**1 360**	**1 177**	**191**	**1 306**	**1 115**	**546**	**625**	**Total**	Vocational and technical
227	1 400	1 157	252	1 264	1 152	185	1 216	1 091	546	625	City	
9	100	24	9	96	25	6	90	24	-	-	Village	
718	**5 726**	**5 395**	**791**	**5 239**	**5 453**	**678**	**4 941**	**5 177**	**7 370**	**6 972**	**Total**	Trabzon TR901
718	5 726	5 395	791	5 239	5 453	678	4 941	5 177	7 370	6 972	City	
-	-	-	-	-	-	-	-	-	-	-	Village	
217	**2 524**	**2 818**	**242**	**2 395**	**2 798**	**253**	**2 223**	**2 667**	**4 706**	**3 649**	**Total**	General
217	2 524	2 818	242	2 395	2 798	253	2 223	2 667	4 706	3 649	City	
-	-	-	-	-	-	-	-	-	-	-	Village	
501	**3 202**	**2 577**	**549**	**2 844**	**2 655**	**425**	**2 718**	**2 510**	**2 664**	**3 323**	**Total**	Vocational and technical
501	3 202	2 577	549	2 844	2 655	425	2 718	2 510	2 664	3 323	City	
-	-	-	-	-	-	-	-	-	-	-	Village	
618	**5 114**	**5 140**	**729**	**4 938**	**5 090**	**620**	**4 746**	**4 882**	**5 429**	**4 845**	**Total**	Ordu TR902
618	5 114	5 140	729	4 938	5 090	620	4 746	4 882	5 429	4 845	City	
-	-	-	-	-	-	-	-	-	-	-	Village	
174	**1 911**	**2 448**	**184**	**1 768**	**2 311**	**203**	**1 693**	**2 160**	**3 897**	**3 305**	**Total**	General
174	1 911	2 448	184	1 768	2 311	203	1 693	2 160	3 897	3 305	City	
-	-	-	-	-	-	-	-	-	-	-	Village	
444	**3 203**	**2 692**	**545**	**3 170**	**2 779**	**417**	**3 053**	**2 722**	**1 532**	**1 540**	**Total**	Vocational and technical
444	3 203	2 692	545	3 170	2 779	417	3 053	2 722	1 532	1 540	City	
-	-	-	-	-	-	-	-	-	-	-	Village	
422	**3 154**	**2 749**	**457**	**2 956**	**2 733**	**375**	**2 851**	**2 775**	**2 650**	**2 562**	**Total**	Giresun TR903
417	3 109	2 715	452	2 927	2 698	371	2 829	2 745	2 650	2 562	City	
5	45	34	5	29	35	4	22	30	-	-	Village	
98	**1 174**	**1 276**	**110**	**1 124**	**1 296**	**124**	**1 185**	**1 428**	**2 037**	**1 885**	**Total**	General
96	1 154	1 262	109	1 111	1 292	123	1 179	1 425	2 037	1 885	City	
2	20	14	1	13	4	1	6	3	-	-	Village	
324	**1 980**	**1 473**	**347**	**1 832**	**1 437**	**251**	**1 666**	**1 347**	**613**	**677**	**Total**	Vocational and technical
321	1 955	1 453	343	1 816	1 406	248	1 650	1 320	613	677	City	
3	25	20	4	16	31	3	16	27	-	-	Village	
417	**2 549**	**2 458**	**414**	**2 210**	**2 259**	**362**	**2 293**	**2 260**	**4 570**	**3 787**	**Total**	Rize TR904
402	2 456	2 317	400	2 120	2 153	352	2 226	2 173	4 570	3 787	City	
15	93	141	14	90	106	10	67	87	-	-	Village	
91	**1 039**	**1 203**	**98**	**1 000**	**1 139**	**118**	**996**	**1 183**	**2 026**	**2 088**	**Total**	General
84	968	1 067	92	931	1 037	111	950	1 100	2 026	2 088	City	
7	71	136	6	69	102	7	46	83	-	-	Village	
326	**1 510**	**1 255**	**316**	**1 210**	**1 120**	**244**	**1 297**	**1 077**	**2 544**	**1 699**	**Total**	Vocational and technical
318	1 488	1 250	308	1 189	1 116	241	1 276	1 073	2 544	1 699	City	
8	22	5	8	21	4	3	21	4	-	-	Village	

Note. The number of open education students include the active students who are new entrants or who have renewed registration as of 1., 2. and 3. semester in the educational year 2016-2017.

2.12 İstatistiki Bölge Birimleri Sınıflaması 3. düzey, yerleşim yeri ve sınıflara göre ortaöğretimde okul, şube ve öğrenci sayısı (devam)

[2016/'17 öğretim yılı]

		Toplam - Total					Sınıflara Göre Öğrenci - Students by Grade					
				Öğrenci - Students			Hazırlık sınıfı Preparatory class			9. sınıf Grade 9		
İBBS 3. Düzey		**Okul** School	**Şube** Division	**Toplam** Total	**Erkek** Male	**Kadın** Female	**Şube** Division	**Erkek** Male	**Kadın** Female	**Şube** Division	**Erkek** Male	**Kadın** Female
TR905 Artvin	**Toplam**	**46**	**671**	**11 064**	**5 623**	**5 441**	**4**	**41**	**77**	**173**	**1 169**	**926**
	Şehir	41	589	10 369	5 219	5 150	4	41	77	150	1 071	866
	Köy	5	82	695	404	291	-	-	-	23	98	60
Genel	**Toplam**	**17**	**196**	**6 221**	**2 902**	**3 319**	**4**	**41**	**77**	**41**	**471**	**471**
	Şehir	16	182	5 833	2 739	3 094	4	41	77	38	432	422
	Köy	1	14	388	163	225	-	-	-	3	39	49
Mesleki ve teknik	**Toplam**	**29**	**475**	**4 843**	**2 721**	**2 122**	**-**	**-**	**-**	**132**	**698**	**455**
	Şehir	25	407	4 536	2 480	2 056	-	-	-	112	639	444
	Köy	4	68	307	241	66	-	-	-	20	59	11
TR906 Gümüşhane	**Toplam**	**33**	**416**	**8 214**	**4 296**	**3 918**	**3**	**44**	**46**	**95**	**876**	**664**
	Şehir	32	401	8 122	4 243	3 879	3	44	46	91	863	659
	Köy	1	15	92	53	39	-	-	-	4	13	5
Genel	**Toplam**	**12**	**137**	**4 532**	**2 477**	**2 055**	**3**	**44**	**46**	**30**	**378**	**344**
	Şehir	11	122	4 440	2 424	2 016	3	44	46	26	365	339
	Köy	1	15	92	53	39	-	-	-	4	13	5
Mesleki ve teknik	**Toplam**	**21**	**279**	**3 682**	**1 819**	**1 863**	**-**	**-**	**-**	**65**	**498**	**320**
	Şehir	21	279	3 682	1 819	1 863	-	-	-	65	498	320
	Köy	-	-	-	-	-	-	-	-	-	-	-
TRA11 Erzurum	**Toplam**	**128**	**2 855**	**60 416**	**32 508**	**27 908**	**11**	**112**	**168**	**874**	**7 431**	**5 642**
	Şehir	128	2 855	60 416	32 508	27 908	11	112	168	874	7 431	5 642
	Köy	-	-	-	-	-	-	-	-	-	-	-
Genel	**Toplam**	**57**	**994**	**34 210**	**18 578**	**15 632**	**11**	**112**	**168**	**266**	**3 192**	**2 904**
	Şehir	57	994	34 210	18 578	15 632	11	112	168	266	3 192	2 904
	Köy	-	-	-	-	-	-	-	-	-	-	-
Mesleki ve teknik	**Toplam**	**71**	**1 861**	**26 206**	**13 930**	**12 276**	**-**	**-**	**-**	**608**	**4 239**	**2 738**
	Şehir	71	1 861	26 206	13 930	12 276	-	-	-	608	4 239	2 738
	Köy	-	-	-	-	-	-	-	-	-	-	-
TRA12 Erzincan	**Toplam**	**51**	**920**	**16 267**	**8 620**	**7 647**	**3**	**32**	**55**	**270**	**1 851**	**1 432**
	Şehir	45	859	15 881	8 372	7 509	3	32	55	249	1 787	1 399
	Köy	6	61	386	248	138	-	-	-	21	64	33
Genel	**Toplam**	**21**	**282**	**8 571**	**4 275**	**4 296**	**3**	**32**	**55**	**69**	**682**	**709**
	Şehir	20	269	8 504	4 238	4 266	3	32	55	63	672	699
	Köy	1	13	67	37	30	-	-	-	6	10	10
Mesleki ve teknik	**Toplam**	**30**	**638**	**7 696**	**4 345**	**3 351**	**-**	**-**	**-**	**201**	**1 169**	**723**
	Şehir	25	590	7 377	4 134	3 243	-	-	-	186	1 115	700
	Köy	5	48	319	211	108	-	-	-	15	54	23
TRA13 Bayburt	**Toplam**	**17**	**239**	**6 029**	**3 259**	**2 770**	**-**	**-**	**-**	**75**	**775**	**542**
	Şehir	16	228	5 941	3 224	2 717	-	-	-	69	760	527
	Köy	1	11	88	35	53	-	-	-	6	15	15
Genel	**Toplam**	**5**	**53**	**3 050**	**1 576**	**1 474**	**-**	**-**	**-**	**12**	**219**	**241**
	Şehir	5	53	3 050	1 576	1 474	-	-	-	12	219	241
	Köy	-	-	-	-	-	-	-	-	-	-	-
Mesleki ve teknik	**Toplam**	**12**	**186**	**2 979**	**1 683**	**1 296**	**-**	**-**	**-**	**63**	**556**	**301**
	Şehir	11	175	2 891	1 648	1 243	-	-	-	57	541	286
	Köy	1	11	88	35	53	-	-	-	6	15	15
TRA21 Ağrı	**Toplam**	**67**	**1 964**	**38 069**	**20 496**	**17 573**	**4**	**33**	**85**	**689**	**6 439**	**4 836**
	Şehir	67	1 964	38 069	20 496	17 573	4	33	85	689	6 439	4 836
	Köy	-	-	-	-	-	-	-	-	-	-	-
Genel	**Toplam**	**32**	**674**	**21 578**	**11 491**	**10 087**	**4**	**33**	**85**	**183**	**2 554**	**2 383**
	Şehir	32	674	21 578	11 491	10 087	4	33	85	183	2 554	2 383
	Köy	-	-	-	-	-	-	-	-	-	-	-
Mesleki ve teknik	**Toplam**	**35**	**1 290**	**16 491**	**9 005**	**7 486**	**-**	**-**	**-**	**506**	**3 885**	**2 453**
	Şehir	35	1 290	16 491	9 005	7 486	-	-	-	506	3 885	2 453
	Köy	-	-	-	-	-	-	-	-	-	-	-
TRA22 Kars	**Toplam**	**48**	**1 003**	**19 844**	**10 663**	**9 181**	**-**	**-**	**-**	**315**	**2 991**	**2 313**
	Şehir	46	973	19 615	10 532	9 083	-	-	-	301	2 925	2 285
	Köy	2	30	229	131	98	-	-	-	14	66	28
Genel	**Toplam**	**23**	**394**	**11 454**	**6 030**	**5 424**	**-**	**-**	**-**	**106**	**1 229**	**1 165**
	Şehir	23	394	11 454	6 030	5 424	-	-	-	106	1 229	1 165
	Köy	-	-	-	-	-	-	-	-	-	-	-
Mesleki ve teknik	**Toplam**	**25**	**609**	**8 390**	**4 633**	**3 757**	**-**	**-**	**-**	**209**	**1 762**	**1 148**
	Şehir	23	579	8 161	4 502	3 659	-	-	-	195	1 696	1 120
	Köy	2	30	229	131	98	-	-	-	14	66	28

Not. Açıköğretim öğrenci sayıları 2016-2017 eğitim öğretim yılı 1., 2. ve 3. dönem yeni kayıt yaptıran ve kayıt yenileyen aktif öğrencileri kapsar.

2.12 Number of schools, divisions and students in secondary education by grade and settlement place according to Statistical Regions Level 3 (continued)

[The educational year 2016/'17]

Sınıflara Göre Öğrenci - Students by Grade												
10. sınıf Grade 10			11. sınıf Grade 11			12. sınıf Grade 12			Açıköğretim Lisesi Open secondary education			
Şube Division	Erkek Male	Kadın Female	Şube Division	Erkek Male	Kadın Female	Şube Division	Erkek Male	Kadın Female	Erkek Male	Kadın Female		SR Level 3
152	**1 085**	**1 024**	**178**	**1 041**	**1 039**	**164**	**1 075**	**1 157**	**1 212**	**1 218**	**Total**	Artvin TR905
130	987	961	156	946	951	149	962	1 077	1 212	1 218	City	
22	98	63	22	95	88	15	113	80	-	-	Village	
44	**526**	**613**	**49**	**485**	**546**	**58**	**493**	**625**	**886**	**987**	**Total**	General
41	490	559	45	442	482	54	448	567	886	987	City	
3	36	54	4	43	64	4	45	58	-	-	Village	
108	**559**	**411**	**129**	**556**	**493**	**106**	**582**	**532**	**326**	**231**	**Total**	Vocational and technical
89	497	402	111	504	469	95	514	510	326	231	City	
19	62	9	18	52	24	11	68	22	-	-	Village	
100	**833**	**760**	**112**	**676**	**655**	**106**	**765**	**787**	**1 102**	**1 006**	**Total**	Gümüşhane TR906
96	815	751	108	666	646	103	753	771	1 102	1 006	City	
4	18	9	4	10	9	3	12	16	-	-	Village	
32	**397**	**368**	**34**	**308**	**286**	**38**	**367**	**365**	**983**	**646**	**Total**	General
28	379	359	30	298	277	35	355	349	983	646	City	
4	18	9	4	10	9	3	12	16	-	-	Village	
68	**436**	**392**	**78**	**368**	**369**	**68**	**398**	**422**	**119**	**360**	**Total**	Vocational and technical
68	436	392	78	368	369	68	398	422	119	360	City	
-	-	-	-	-	-	-	-	-	-	-	Village	
681	**5 533**	**4 888**	**692**	**4 559**	**4 648**	**597**	**4 381**	**4 261**	**10 492**	**8 301**	**Total**	Erzurum TRA11
681	5 533	4 888	692	4 559	4 648	597	4 381	4 261	10 492	8 301	City	
-	-	-	-	-	-	-	-	-	-	-	Village	
239	**2 955**	**2 769**	**242**	**2 444**	**2 530**	**236**	**2 191**	**2 243**	**7 684**	**5 018**	**Total**	General
239	2 955	2 769	242	2 444	2 530	236	2 191	2 243	7 684	5 018	City	
-	-	-	-	-	-	-	-	-	-	-	Village	
442	**2 578**	**2 119**	**450**	**2 115**	**2 118**	**361**	**2 190**	**2 018**	**2 808**	**3 283**	**Total**	Vocational and technical
442	2 578	2 119	450	2 115	2 118	361	2 190	2 018	2 808	3 283	City	
-	-	-	-	-	-	-	-	-	-	-	Village	
224	**1 689**	**1 533**	**233**	**1 500**	**1 476**	**190**	**1 414**	**1 332**	**2 134**	**1 819**	**Total**	Erzincan TRA12
208	1 613	1 490	219	1 444	1 445	180	1 362	1 301	2 134	1 819	City	
16	76	43	14	56	31	10	52	31	-	-	Village	
68	**698**	**773**	**65**	**573**	**712**	**77**	**622**	**702**	**1 668**	**1 345**	**Total**	General
64	680	761	63	567	708	76	619	698	1 668	1 345	City	
4	18	12	2	6	4	1	3	4	-	-	Village	
156	**991**	**760**	**168**	**927**	**764**	**113**	**792**	**630**	**466**	**474**	**Total**	Vocational and technical
144	933	729	156	877	737	104	743	603	466	474	City	
12	58	31	12	50	27	9	49	27	-	-	Village	
51	**624**	**540**	**63**	**462**	**494**	**50**	**522**	**460**	**876**	**734**	**Total**	Bayburt TRA13
49	615	525	61	456	480	49	517	451	876	734	City	
2	9	15	2	6	14	1	5	9	-	-	Village	
11	**251**	**287**	**15**	**203**	**268**	**15**	**266**	**217**	**637**	**461**	**Total**	General
11	251	287	15	203	268	15	266	217	637	461	City	
-	-	-	-	-	-	-	-	-	-	-	Village	
40	**373**	**253**	**48**	**259**	**226**	**35**	**256**	**243**	**239**	**273**	**Total**	Vocational and technical
38	364	238	46	253	212	34	251	234	239	273	City	
2	9	15	2	6	14	1	5	9	-	-	Village	
469	**3 636**	**3 590**	**469**	**2 824**	**3 167**	**333**	**2 609**	**2 718**	**4 955**	**3 177**	**Total**	Ağrı TRA21
469	3 636	3 590	469	2 824	3 167	333	2 609	2 718	4 955	3 177	City	
-	-	-	-	-	-	-	-	-	-	-	Village	
169	**2 075**	**2 162**	**177**	**1 743**	**1 955**	**141**	**1 295**	**1 453**	**3 791**	**2 049**	**Total**	General
169	2 075	2 162	177	1 743	1 955	141	1 295	1 453	3 791	2 049	City	
-	-	-	-	-	-	-	-	-	-	-	Village	
300	**1 561**	**1 428**	**292**	**1 081**	**1 212**	**192**	**1 314**	**1 265**	**1 164**	**1 128**	**Total**	Vocational and technical
300	1 561	1 428	292	1 081	1 212	192	1 314	1 265	1 164	1 128	City	
-	-	-	-	-	-	-	-	-	-	-	Village	
237	**1 802**	**1 934**	**248**	**1 584**	**1 801**	**203**	**1 409**	**1 664**	**2 877**	**1 469**	**Total**	Kars TRA22
231	1 778	1 913	240	1 549	1 768	201	1 403	1 648	2 877	1 469	City	
6	24	21	8	35	33	2	6	16	-	-	Village	
93	**919**	**1 130**	**98**	**825**	**1 020**	**97**	**682**	**928**	**2 375**	**1 181**	**Total**	General
93	919	1 130	98	825	1 020	97	682	928	2 375	1 181	City	
-	-	-	-	-	-	-	-	-	-	-	Village	
144	**883**	**804**	**150**	**759**	**781**	**106**	**727**	**736**	**502**	**288**	**Total**	Vocational and technical
138	859	783	142	724	748	104	721	720	502	288	City	
6	24	21	8	35	33	2	6	16	-	-	Village	

Note. The number of open education students include the active students who are new entrants or who have renewed registration as of 1., 2. and 3. semester in the educational year 2016-2017.

2.12 İstatistiki Bölge Birimleri Sınıflaması 3. düzey, yerleşim yeri ve sınıflara göre ortaöğretimde okul, şube ve öğrenci sayısı (devam)

[2016/'17 öğretim yılı]

		Toplam - Total					Sınıflara Göre Öğrenci - Students by Grade					
				Öğrenci - Students			Hazırlık sınıfı Preparatory class			9. sınıf Grade 9		
İBBS 3. Düzey		**Okul** School	**Şube** Division	**Toplam** Total	**Erkek** Male	**Kadın** Female	**Şube** Division	**Erkek** Male	**Kadın** Female	**Şube** Division	**Erkek** Male	**Kadın** Female
TRA23 Iğdır	**Toplam**	**34**	**759**	**15 685**	**7 794**	**7 891**	**5**	**48**	**95**	**232**	**2 310**	**2 080**
	Şehir	33	748	15 538	7 692	7 846	5	48	95	230	2 280	2 068
	Köy	1	11	147	102	45	-	-	-	2	30	12
Genel	**Toplam**	**19**	**402**	**9 736**	**4 660**	**5 076**	**5**	**48**	**95**	**108**	**952**	**1 205**
	Şehir	19	402	9 736	4 660	5 076	5	48	95	108	952	1 205
	Köy	-	-	-	-	-	-	-	-	-	-	-
Mesleki ve teknik	**Toplam**	**15**	**357**	**5 949**	**3 134**	**2 815**	**-**	**-**	**-**	**124**	**1 358**	**875**
	Şehir	14	346	5 802	3 032	2 770	-	-	-	122	1 328	863
	Köy	1	11	147	102	45	-	-	-	2	30	12
TRA24 Ardahan	**Toplam**	**26**	**517**	**7 160**	**3 742**	**3 418**	**3**	**40**	**42**	**140**	**1 011**	**758**
	Şehir	25	498	7 069	3 684	3 385	3	40	42	136	994	748
	Köy	1	19	91	58	33	-	-	-	4	17	10
Genel	**Toplam**	**7**	**115**	**3 301**	**1 632**	**1 669**	**3**	**40**	**42**	**32**	**318**	**342**
	Şehir	7	115	3 301	1 632	1 669	3	40	42	32	318	342
	Köy	-	-	-	-	-	-	-	-	-	-	-
Mesleki ve teknik	**Toplam**	**19**	**402**	**3 859**	**2 110**	**1 749**	**-**	**-**	**-**	**108**	**693**	**416**
	Şehir	18	383	3 768	2 052	1 716	-	-	-	104	676	406
	Köy	1	19	91	58	33	-	-	-	4	17	10
TRB11 Malatya	**Toplam**	**137**	**3 160**	**67 468**	**36 085**	**31 383**	**5**	**49**	**98**	**888**	**7 708**	**6 422**
	Şehir	137	3 160	67 468	36 085	31 383	5	49	98	888	7 708	6 422
	Köy	-	-	-	-	-	-	-	-	-	-	-
Genel	**Toplam**	**70**	**1 151**	**34 598**	**18 058**	**16 540**	**5**	**49**	**98**	**281**	**3 002**	**3 127**
	Şehir	70	1 151	34 598	18 058	16 540	5	49	98	281	3 002	3 127
	Köy	-	-	-	-	-	-	-	-	-	-	-
Mesleki ve teknik	**Toplam**	**67**	**2 009**	**32 870**	**18 027**	**14 843**	**-**	**-**	**-**	**607**	**4 706**	**3 295**
	Şehir	67	2 009	32 870	18 027	14 843	-	-	-	607	4 706	3 295
	Köy	-	-	-	-	-	-	-	-	-	-	-
TRB12 Elazığ	**Toplam**	**88**	**1 984**	**46 604**	**24 965**	**21 639**	**3**	**45**	**43**	**591**	**5 764**	**4 279**
	Şehir	84	1 922	45 880	24 519	21 361	3	45	43	567	5 495	4 196
	Köy	4	62	724	446	278	-	-	-	24	269	83
Genel	**Toplam**	**42**	**754**	**25 930**	**13 491**	**12 439**	**3**	**45**	**43**	**175**	**2 304**	**2 160**
	Şehir	41	745	25 810	13 430	12 380	3	45	43	172	2 274	2 150
	Köy	1	9	120	61	59	-	-	-	3	30	10
Mesleki ve teknik	**Toplam**	**46**	**1 230**	**20 674**	**11 474**	**9 200**	**-**	**-**	**-**	**416**	**3 460**	**2 119**
	Şehir	43	1 177	20 070	11 089	8 981	-	-	-	395	3 221	2 046
	Köy	3	53	604	385	219	-	-	-	21	239	73
TRB13 Bingöl	**Toplam**	**48**	**934**	**22 194**	**12 415**	**9 779**	**-**	**-**	**-**	**255**	**2 440**	**1 915**
	Şehir	47	928	22 053	12 338	9 715	-	-	-	253	2 416	1 898
	Köy	1	6	141	77	64	-	-	-	2	24	17
Genel	**Toplam**	**20**	**316**	**12 824**	**7 504**	**5 320**	**-**	**-**	**-**	**76**	**1 017**	**864**
	Şehir	20	316	12 824	7 504	5 320	-	-	-	76	1 017	864
	Köy	-	-	-	-	-	-	-	-	-	-	-
Mesleki ve teknik	**Toplam**	**28**	**618**	**9 370**	**4 911**	**4 459**	**-**	**-**	**-**	**179**	**1 423**	**1 051**
	Şehir	27	612	9 229	4 834	4 395	-	-	-	177	1 399	1 034
	Köy	1	6	141	77	64	-	-	-	2	24	17
TRB14 Tunceli	**Toplam**	**26**	**306**	**4 115**	**2 282**	**1 833**	**-**	**-**	**-**	**86**	**398**	**349**
	Şehir	25	292	3 986	2 198	1 788	-	-	-	82	372	345
	Köy	1	14	129	84	45	-	-	-	4	26	4
Genel	**Toplam**	**11**	**113**	**2 756**	**1 477**	**1 279**	**-**	**-**	**-**	**28**	**232**	**229**
	Şehir	10	99	2 627	1 393	1 234	-	-	-	24	206	225
	Köy	1	14	129	84	45	-	-	-	4	26	4
Mesleki ve teknik	**Toplam**	**15**	**193**	**1 359**	**805**	**554**	**-**	**-**	**-**	**58**	**166**	**120**
	Şehir	15	193	1 359	805	554	-	-	-	58	166	120
	Köy	-	-	-	-	-	-	-	-	-	-	-
TRB21 Van	**Toplam**	**132**	**3 624**	**88 914**	**48 670**	**40 244**	**4**	**35**	**54**	**1 183**	**12 521**	**10 103**
	Şehir	132	3 624	88 914	48 670	40 244	4	35	54	1 183	12 521	10 103
	Köy	-	-	-	-	-	-	-	-	-	-	-
Genel	**Toplam**	**51**	**938**	**43 982**	**25 790**	**18 192**	**4**	**35**	**54**	**231**	**3 896**	**3 557**
	Şehir	51	938	43 982	25 790	18 192	4	35	54	231	3 896	3 557
	Köy	-	-	-	-	-	-	-	-	-	-	-
Mesleki ve teknik	**Toplam**	**81**	**2 686**	**44 932**	**22 880**	**22 052**	**-**	**-**	**-**	**952**	**8 625**	**6 546**
	Şehir	81	2 686	44 932	22 880	22 052	-	-	-	952	8 625	6 546
	Köy	-	-	-	-	-	-	-	-	-	-	-

Not. Açıköğretim öğrenci sayıları 2016-2017 eğitim öğretim yılı 1., 2. ve 3. dönem yeni kayıt yaptıran ve kayıt yenileyen aktif öğrencileri kapsar.

2.12 Number of schools, divisions and students in secondary education by grade and settlement place according to Statistical Regions Level 3 (continued)

[The educational year 2016/'17]

Sınıflara Göre Öğrenci - Students by Grade												
10. sınıf Grade 10			11. sınıf Grade 11			12. sınıf Grade 12			Açıköğretim Lisesi Open secondary education			
Şube Division	Erkek Male	Kadın Female	Şube Division	Erkek Male	Kadın Female	Şube Division	Erkek Male	Kadın Female	Erkek Male	Kadın Female		SR Level 3
176	**1 492**	**1 703**	**188**	**1 277**	**1 585**	**158**	**1 173**	**1 556**	**1 494**	**872**	**Total**	Iğdır TRA23
173	1 465	1 693	184	1 249	1 573	156	1 156	1 545	1 494	872	City	
3	27	10	4	28	12	2	17	11	-	-	Village	
97	**854**	**1 099**	**95**	**777**	**1 053**	**97**	**713**	**945**	**1 316**	**679**	**Total**	General
97	854	1 099	95	777	1 053	97	713	945	1 316	679	City	
-	-	-	-	-	-	-	-	-	-	-	Village	
79	**638**	**604**	**93**	**500**	**532**	**61**	**460**	**611**	**178**	**193**	**Total**	Vocational and technical
76	611	594	89	472	520	59	443	600	178	193	City	
3	27	10	4	28	12	2	17	11	-	-	Village	
125	**628**	**693**	**147**	**618**	**761**	**102**	**637**	**706**	**808**	**458**	**Total**	Ardahan TRA23
120	607	685	141	604	750	98	631	702	808	458	City	
5	21	8	6	14	11	4	6	4	-	-	Village	
22	**166**	**296**	**29**	**200**	**301**	**29**	**212**	**305**	**696**	**383**	**Total**	General
22	166	296	29	200	301	29	212	305	696	383	City	
-	-	-	-	-	-	-	-	-	-	-	Village	
103	**462**	**397**	**118**	**418**	**460**	**73**	**425**	**401**	**112**	**75**	**Total**	Vocational and technical
98	441	389	112	404	449	69	419	397	112	75	City	
5	21	8	6	14	11	4	6	4	-	-	Village	
785	**6 848**	**6 331**	**818**	**6 216**	**6 013**	**664**	**6 138**	**6 014**	**9 126**	**6 505**	**Total**	Malatya TRB11
785	6 848	6 331	818	6 216	6 013	664	6 138	6 014	9 126	6 505	City	
-	-	-	-	-	-	-	-	-	-	-	Village	
267	**2 873**	**2 986**	**297**	**3 022**	**3 154**	**301**	**2 860**	**2 928**	**6 252**	**4 247**	**Total**	General
267	2 873	2 986	297	3 022	3 154	301	2 860	2 928	6 252	4 247	City	
-	-	-	-	-	-	-	-	-	-	-	Village	
518	**3 975**	**3 345**	**521**	**3 194**	**2 859**	**363**	**3 278**	**3 086**	**2 874**	**2 258**	**Total**	Vocational and technical
518	3 975	3 345	521	3 194	2 859	363	3 278	3 086	2 874	2 258	City	
-	-	-	-	-	-	-	-	-	-	-	Village	
459	**4 652**	**4 335**	**488**	**4 171**	**4 159**	**443**	**3 939**	**3 850**	**6 394**	**4 973**	**Total**	Elazığ TRB12
446	4 604	4 274	475	4 116	4 093	431	3 865	3 782	6 394	4 973	City	
13	48	61	13	55	66	12	74	68	-	-	Village	
182	**2 361**	**2 513**	**196**	**2 148**	**2 296**	**198**	**1 950**	**1 971**	**4 683**	**3 456**	**Total**	General
180	2 355	2 489	194	2 136	2 284	196	1 937	1 958	4 683	3 456	City	
2	6	24	2	12	12	2	13	13	-	-	Village	
277	**2 291**	**1 822**	**292**	**2 023**	**1 863**	**245**	**1 989**	**1 879**	**1 711**	**1 517**	**Total**	Vocational and technical
266	2 249	1 785	281	1 980	1 809	235	1 928	1 824	1 711	1 517	City	
11	42	37	11	43	54	10	61	55			Village	
225	**2 082**	**1 910**	**247**	**1 811**	**1 732**	**207**	**1 622**	**1 609**	**4 460**	**2 613**	**Total**	Bingöl TRB13
223	2 051	1 889	245	1 789	1 706	207	1 622	1 609	4 460	2 613	City	
2	31	21	2	22	26	-	-	-	-	-	Village	
76	**1 095**	**892**	**87**	**1 029**	**872**	**77**	**812**	**773**	**3 551**	**1 919**	**Total**	General
76	1 095	892	87	1 029	872	77	812	773	3 551	1 919	City	
-	-	-	-	-	-	-	-	-	-	-	Village	
149	**987**	**1 018**	**160**	**782**	**860**	**130**	**810**	**836**	**909**	**694**	**Total**	Vocational and technical
147	956	997	158	760	834	130	810	836	909	694	City	
2	31	21	2	22	26	-	-	-	-	-	Village	
78	**391**	**354**	**83**	**369**	**364**	**59**	**355**	**330**	**769**	**436**	**Total**	Tunceli TRB14
74	365	336	79	345	350	57	347	321	769	436	City	
4	26	18	4	24	14	2	8	9	-	-	Village	
29	**232**	**250**	**31**	**246**	**245**	**25**	**213**	**223**	**554**	**332**	**Total**	General
25	206	232	27	222	231	23	205	214	554	332	City	
4	26	18	4	24	14	2	8	9	-	-	Village	
49	**159**	**104**	**52**	**123**	**119**	**34**	**142**	**107**	**215**	**104**	**Total**	Vocational and technical
49	159	104	52	123	119	34	142	107	215	104	City	
-	-	-	-	-	-	-	-	-	-	-	Village	
864	**8 285**	**8 223**	**866**	**6 653**	**7 226**	**707**	**6 642**	**6 694**	**14 534**	**7 944**	**Total**	Van TRB21
864	8 285	8 223	866	6 653	7 226	707	6 642	6 694	14 534	7 944	City	
-	-	-	-	-	-	-	-	-	-	-	Village	
235	**3 904**	**3 599**	**220**	**3 212**	**3 178**	**248**	**2 905**	**2 701**	**11 838**	**5 103**	**Total**	General
235	3 904	3 599	220	3 212	3 178	248	2 905	2 701	11 838	5 103	City	
-	-	-	-	-	-	-	-	-	-	-	Village	
629	**4 381**	**4 624**	**646**	**3 441**	**4 048**	**459**	**3 737**	**3 993**	**2 696**	**2 841**	**Total**	Vocational and technical
629	4 381	4 624	646	3 441	4 048	459	3 737	3 993	2 696	2 841	City	
-	-	-	-	-	-	-	-	-	-	-	Village	

Note. The number of open education students include the active students who are new entrants or who have renewed registration as of 1., 2. and 3. semester in the educational year 2016-2017.

2.12 İstatistiki Bölge Birimleri Sınıflaması 3. düzey, yerleşim yeri ve sınıflara göre ortaöğretimde okul, şube ve öğrenci sayısı (devam)

[2016/'17 öğretim yılı]

		Toplam - Total					Sınıflara Göre Öğrenci - Students by Grade					
				Öğrenci - Students			Hazırlık sınıfı Preparatory class			9. sınıf Grade 9		
İBBS 3. Düzey		Okul School	Şube Division	Toplam Total	Erkek Male	Kadın Female	Şube Division	Erkek Male	Kadın Female	Şube Division	Erkek Male	Kadın Female
TRB22 Muş	**Toplam**	**55**	**1 511**	**28 919**	**16 607**	**12 312**	**5**	**45**	**100**	**455**	**4 244**	**3 152**
	Şehir	50	1 414	27 436	15 814	11 622	5	45	100	419	3 895	2 880
	Köy	5	97	1 483	793	690	-	-	-	36	349	272
Genel	**Toplam**	**20**	**330**	**13 431**	**7 859**	**5 572**	**5**	**45**	**100**	**85**	**1 227**	**1 129**
	Şehir	19	313	12 894	7 579	5 315	5	45	100	80	1 133	1 054
	Köy	1	17	537	280	257	-	-	-	5	94	75
Mesleki ve teknik	**Toplam**	**35**	**1 181**	**15 488**	**8 748**	**6 740**	**-**	**-**	**-**	**370**	**3 017**	**2 023**
	Şehir	31	1 101	14 542	8 235	6 307	-	-	-	339	2 762	1 826
	Köy	4	80	946	513	433	-	-	-	31	255	197
TRB23 Bitlis	**Toplam**	**57**	**1 301**	**28 708**	**17 044**	**11 664**	**2**	**22**	**35**	**431**	**4 129**	**2 796**
	Şehir	57	1 301	28 708	17 044	11 664	2	22	35	431	4 129	2 796
	Köy	-	-	-	-	-	-	-	-	-	-	-
Genel	**Toplam**	**24**	**399**	**16 674**	**10 311**	**6 363**	**2**	**22**	**35**	**108**	**1 774**	**1 020**
	Şehir	24	399	16 674	10 311	6 363	2	22	35	108	1 774	1 020
	Köy	-	-	-	-	-	-	-	-	-	-	-
Mesleki ve teknik	**Toplam**	**33**	**902**	**12 034**	**6 733**	**5 301**	**-**	**-**	**-**	**323**	**2 355**	**1 776**
	Şehir	33	902	12 034	6 733	5 301	-	-	-	323	2 355	1 776
	Köy	-	-	-	-	-	-	-	-	-	-	-
TRB24 Hakkari	**Toplam**	**42**	**982**	**27 899**	**16 919**	**10 980**	**4**	**37**	**77**	**287**	**2 917**	**2 315**
	Şehir	38	926	26 683	16 189	10 494	4	37	77	268	2 670	2 177
	Köy	4	56	1 216	730	486	-	-	-	19	247	138
Genel	**Toplam**	**18**	**368**	**14 706**	**9 702**	**5 004**	**4**	**37**	**77**	**97**	**846**	**827**
	Şehir	18	368	14 706	9 702	5 004	4	37	77	97	846	827
	Köy	-	-	-	-	-	-	-	-	-	-	-
Mesleki ve teknik	**Toplam**	**24**	**614**	**13 193**	**7 217**	**5 976**	**-**	**-**	**-**	**190**	**2 071**	**1 488**
	Şehir	20	558	11 977	6 487	5 490	-	-	-	171	1 824	1 350
	Köy	4	56	1 216	730	486	-	-	-	19	247	138
TRC11 Gaziantep	**Toplam**	**219**	**5 566**	**159 078**	**85 482**	**73 596**	**14**	**70**	**211**	**1 785**	**21 928**	**17 213**
	Şehir	219	5 566	159 078	85 482	73 596	14	70	211	1 785	21 928	17 213
	Köy	-	-	-	-	-	-	-	-	-	-	-
Genel	**Toplam**	**110**	**2 361**	**93 042**	**48 880**	**44 162**	**8**	**70**	**156**	**653**	**8 183**	**8 877**
	Şehir	110	2 361	93 042	48 880	44 162	8	70	156	653	8 183	8 877
	Köy	-	-	-	-	-	-	-	-	-	-	-
Mesleki ve teknik	**Toplam**	**109**	**3 205**	**66 036**	**36 602**	**29 434**	**6**	**-**	**55**	**1 132**	**13 745**	**8 336**
	Şehir	109	3 205	66 036	36 602	29 434	6	-	55	1 132	13 745	8 336
	Köy	-	-	-	-	-	-	-	-	-	-	-
TRC12 Adıyaman	**Toplam**	**98**	**2 822**	**54 902**	**29 525**	**25 377**	**-**	**-**	**-**	**847**	**6 298**	**5 376**
	Şehir	84	2 572	52 270	28 019	24 251	-	-	-	747	5 687	5 067
	Köy	14	250	2 632	1 506	1 126	-	-	-	100	611	309
Genel	**Toplam**	**36**	**804**	**27 018**	**14 596**	**12 422**	**-**	**-**	**-**	**208**	**2 010**	**2 109**
	Şehir	34	750	26 551	14 331	12 220	-	-	-	184	1 906	2 061
	Köy	2	54	467	265	202	-	-	-	24	104	48
Mesleki ve teknik	**Toplam**	**62**	**2 018**	**27 884**	**14 929**	**12 955**	**-**	**-**	**-**	**639**	**4 288**	**3 267**
	Şehir	50	1 822	25 719	13 688	12 031	-	-	-	563	3 781	3 006
	Köy	12	196	2 165	1 241	924	-	-	-	76	507	261
TRC13 Kilis	**Toplam**	**22**	**432**	**11 507**	**6 144**	**5 363**	**3**	**38**	**51**	**146**	**1 467**	**1 426**
	Şehir	22	432	11 507	6 144	5 363	3	38	51	146	1 467	1 426
	Köy	-	-	-	-	-	-	-	-	-	-	-
Genel	**Toplam**	**6**	**109**	**5 434**	**2 686**	**2 748**	**3**	**38**	**51**	**23**	**288**	**459**
	Şehir	6	109	5 434	2 686	2 748	3	38	51	23	288	459
	Köy	-	-	-	-	-	-	-	-	-	-	-
Mesleki ve teknik	**Toplam**	**16**	**323**	**6 073**	**3 458**	**2 615**	**-**	**-**	**-**	**123**	**1 179**	**967**
	Şehir	16	323	6 073	3 458	2 615	-	-	-	123	1 179	967
	Köy	-	-	-	-	-	-	-	-	-	-	-
TRC21 Şanlıurfa	**Toplam**	**233**	**6 795**	**151 153**	**88 904**	**62 249**	**14**	**184**	**205**	**2 303**	**23 943**	**15 508**
	Şehir	233	6 795	151 153	88 904	62 249	14	184	205	2 303	23 943	15 508
	Köy	-	-	-	-	-	-	-	-	-	-	-
Genel	**Toplam**	**98**	**2 285**	**84 342**	**49 533**	**34 809**	**14**	**184**	**205**	**598**	**8 324**	**6 768**
	Şehir	98	2 285	84 342	49 533	34 809	14	184	205	598	8 324	6 768
	Köy	-	-	-	-	-	-	-	-	-	-	-
Mesleki ve teknik	**Toplam**	**135**	**4 510**	**66 811**	**39 371**	**27 440**	**-**	**-**	**-**	**1 705**	**15 619**	**8 740**
	Şehir	135	4 510	66 811	39 371	27 440	-	-	-	1 705	15 619	8 740
	Köy	-	-	-	-	-	-	-	-	-	-	-

Not. Açıköğretim öğrenci sayıları 2016-2017 eğitim öğretim yılı 1., 2. ve 3. dönem yeni kayıt yaptıran ve kayıt yenileyen aktif öğrencileri kapsar.

2.12 Number of schools, divisions and students in secondary education by grade and settlement place according to Statistical Regions Level 3 (continued)

[The educational year 2016/'17]

Sınıflara Göre Öğrenci - Students by Grade												
10. sınıf Grade 10			11. sınıf Grade 11			12. sınıf Grade 12			Açıköğretim Lisesi Open secondary education			
Şube Division	Erkek Male	Kadın Female	Şube Division	Erkek Male	Kadın Female	Şube Division	Erkek Male	Kadın Female	Erkek Male	Kadın Female		SR Level 3
375	**2 996**	**2 439**	**383**	**2 354**	**2 230**	**293**	**2 234**	**1 887**	**4 734**	**2 504**	**Total**	Muş TRB22
351	2 812	2 276	362	2 230	2 102	277	2 098	1 760	4 734	2 504	City	
24	184	163	21	124	128	16	136	127	-	-	Village	
80	**1 050**	**966**	**81**	**911**	**852**	**79**	**850**	**728**	**3 776**	**1 797**	**Total**	General
76	990	891	77	840	794	75	795	679	3 776	1 797	City	
4	60	75	4	71	58	4	55	49	-	-	Village	
295	**1 946**	**1 473**	**302**	**1 443**	**1 378**	**214**	**1 384**	**1 159**	**958**	**707**	**Total**	Vocational and technical
275	1 822	1 385	285	1 390	1 308	202	1 303	1 081	958	707	City	
20	124	88	17	53	70	12	81	78	-	-	Village	
320	**2 825**	**2 109**	**305**	**2 198**	**1 821**	**243**	**2 180**	**1 724**	**5 690**	**3 179**	**Total**	Bitlis TRB23
320	2 825	2 109	305	2 198	1 821	243	2 180	1 724	5 690	3 179	City	
-	-	-	-	-	-	-	-	-	-	-	Village	
100	**1 485**	**1 028**	**96**	**1 287**	**924**	**93**	**1 122**	**825**	**4 621**	**2 531**	**Total**	General
100	1 485	1 028	96	1 287	924	93	1 122	825	4 621	2 531	City	
-	-	-	-	-	-	-	-	-	-	-	Village	
220	**1 340**	**1 081**	**209**	**911**	**897**	**150**	**1 058**	**899**	**1 069**	**648**	**Total**	Vocational and technical
220	1 340	1 081	209	911	897	150	1 058	899	1 069	648	City	
-	-	-	-	-	-	-	-	-	-	-	Village	
225	**2 279**	**2 313**	**240**	**1 756**	**2 032**	**226**	**1 903**	**2 081**	**8 027**	**2 162**	**Total**	Hakkari TRB24
210	2 066	2 165	227	1 601	1 923	217	1 788	1 990	8 027	2 162	City	
15	213	148	13	155	109	9	115	91	-	-	Village	
74	**717**	**894**	**85**	**723**	**864**	**108**	**726**	**893**	**6 653**	**1 449**	**Total**	General
74	717	894	85	723	864	108	726	893	6 653	1 449	City	
-	-	-	-	-	-	-	-	-	-	-	Village	
151	**1 562**	**1 419**	**155**	**1 033**	**1 168**	**118**	**1 177**	**1 188**	**1 374**	**713**	**Total**	Vocational and technical
136	1 349	1 271	142	878	1 059	109	1 062	1 097	1 374	713	City	
15	213	148	13	155	109	9	115	91	-	-	Village	
1 356	**14 909**	**14 980**	**1 301**	**12 206**	**12 970**	**1 110**	**11 263**	**12 079**	**25 106**	**16 143**	**Total**	Gaziantep TRC11
1 356	14 909	14 980	1 301	12 206	12 970	1 110	11 263	12 079	25 106	16 143	City	
-	-	-	-	-	-	-	-	-	-	-	Village	
624	**8 110**	**8 950**	**564**	**6 686**	**7 562**	**512**	**5 280**	**5 865**	**20 551**	**12 752**	**Total**	General
624	8 110	8 950	564	6 686	7 562	512	5 280	5 865	20 551	12 752	City	
-	-	-	-	-	-	-	-	-	-	-	Village	
732	**6 799**	**6 030**	**737**	**5 520**	**5 408**	**598**	**5 983**	**6 214**	**4 555**	**3 391**	**Total**	Vocational and technical
732	6 799	6 030	737	5 520	5 408	598	5 983	6 214	4 555	3 391	City	
-	-	-	-	-	-	-	-	-	-	-	Village	
673	**5 606**	**5 224**	**717**	**4 713**	**4 896**	**585**	**4 245**	**4 739**	**8 663**	**5 142**	**Total**	Adıyaman TRC12
620	5 272	4 944	657	4 373	4 641	548	4 024	4 457	8 663	5 142	City	
53	334	280	60	340	255	37	221	282	-	-	Village	
182	**2 133**	**2 199**	**212**	**2 034**	**2 195**	**202**	**1 798**	**2 089**	**6 621**	**3 830**	**Total**	General
171	2 070	2 151	199	1 970	2 145	196	1 764	2 033	6 621	3 830	City	
11	63	48	13	64	50	6	34	56	-	-	Village	
491	**3 473**	**3 025**	**505**	**2 679**	**2 701**	**383**	**2 447**	**2 650**	**2 042**	**1 312**	**Total**	Vocational and technical
449	3 202	2 793	458	2 403	2 496	352	2 260	2 424	2 042	1 312	City	
42	271	232	47	276	205	31	187	226	-	-	Village	
103	**1 138**	**1 025**	**105**	**859**	**886**	**75**	**912**	**888**	**1 730**	**1 087**	**Total**	Kilis TRC13
103	1 138	1 025	105	859	886	75	912	888	1 730	1 087	City	
-	-	-	-	-	-	-	-	-	-	-	Village	
29	**360**	**524**	**27**	**245**	**428**	**27**	**269**	**381**	**1 486**	**905**	**Total**	General
29	360	524	27	245	428	27	269	381	1 486	905	City	
-	-	-	-	-	-	-	-	-	-	-	Village	
74	**778**	**501**	**78**	**614**	**458**	**48**	**643**	**507**	**244**	**182**	**Total**	Vocational and technical
74	778	501	78	614	458	48	643	507	244	182	City	
-	-	-	-	-	-	-	-	-	-	-	Village	
1 623	**15 435**	**12 146**	**1 568**	**12 062**	**11 134**	**1 287**	**11 885**	**10 120**	**25 395**	**13 136**	**Total**	Şanlıurfa TRC21
1 623	15 435	12 146	1 568	12 062	11 134	1 287	11 885	10 120	25 395	13 136	City	
-	-	-	-	-	-	-	-	-	-	-	Village	
575	**7 630**	**6 634**	**549**	**6 170**	**5 549**	**549**	**5 779**	**4 746**	**21 446**	**10 907**	**Total**	General
575	7 630	6 634	549	6 170	5 549	549	5 779	4 746	21 446	10 907	City	
-	-	-	-	-	-	-	-	-	-	-	Village	
1 048	**7 805**	**5 512**	**1 019**	**5 892**	**5 585**	**738**	**6 106**	**5 374**	**3 949**	**2 229**	**Total**	Vocational and technical
1 048	7 805	5 512	1 019	5 892	5 585	738	6 106	5 374	3 949	2 229	City	
-	-	-	-	-	-	-	-	-	-	-	Village	

Note. The number of open education students include the active students who are new entrants or who have renewed registration as of 1., 2. and 3. semester in the educational year 2016-2017.

2.12 İstatistiki Bölge Birimleri Sınıflaması 3. düzey, yerleşim yeri ve sınıflara göre ortaöğretimde okul, şube ve öğrenci sayısı (devam)

[2016/'17 öğretim yılı]

		Toplam - Total					Sınıflara Göre Öğrenci - Students by Grade					
				Öğrenci - Students			Hazırlık sınıfı Preparatory class			9. sınıf Grade 9		
İBBS 3. Düzey		**Okul** School	**Şube** Division	**Toplam** Total	**Erkek** Male	**Kadın** Female	**Şube** Division	**Erkek** Male	**Kadın** Female	**Şube** Division	**Erkek** Male	**Kadın** Female
TRC22 Diyarbakır	**Toplam**	**201**	**5 737**	**143 423**	**80 835**	**62 588**	**6**	**57**	**104**	**1 981**	**18 558**	**14 992**
	Şehir	201	5 737	143 423	80 835	62 588	6	57	104	1 981	18 558	14 992
	Köy	-	-	-	-	-	-	-	-	-	-	-
Genel	**Toplam**	**96**	**1 836**	**77 010**	**45 367**	**31 643**	**6**	**57**	**104**	**533**	**5 993**	**6 160**
	Şehir	96	1 836	77 010	45 367	31 643	6	57	104	533	5 993	6 160
	Köy	-	-	-	-	-	-	-	-	-	-	-
Mesleki ve teknik	**Toplam**	**105**	**3 901**	**66 413**	**35 468**	**30 945**	**-**	**-**	**-**	**1 448**	**12 565**	**8 832**
	Şehir	105	3 901	66 413	35 468	30 945	-	-	-	1 448	12 565	8 832
	Köy	-	-	-	-	-	-	-	-	-	-	-
TRC31 Mardin	**Toplam**	**122**	**3 303**	**70 200**	**40 062**	**30 138**	**12**	**92**	**82**	**1 084**	**8 899**	**6 747**
	Şehir	122	3 303	70 200	40 062	30 138	12	92	82	1 084	8 899	6 747
	Köy	-	-	-	-	-	-	-	-	-	-	-
Genel	**Toplam**	**52**	**1 175**	**40 940**	**23 461**	**17 479**	**4**	**62**	**47**	**316**	**2 963**	**3 132**
	Şehir	52	1 175	40 940	23 461	17 479	4	62	47	316	2 963	3 132
	Köy	-	-	-	-	-	-	-	-	-	-	-
Mesleki ve teknik	**Toplam**	**70**	**2 128**	**29 260**	**16 601**	**12 659**	**8**	**30**	**35**	**768**	**5 936**	**3 615**
	Şehir	70	2 128	29 260	16 601	12 659	8	30	35	768	5 936	3 615
	Köy	-	-	-	-	-	-	-	-	-	-	-
TRC32 Batman	**Toplam**	**80**	**1 901**	**58 492**	**32 208**	**26 284**	**4**	**43**	**81**	**525**	**6 660**	**5 835**
	Şehir	78	1 866	57 545	31 854	25 691	4	43	81	514	6 528	5 647
	Köy	2	35	947	354	593	-	-	-	11	132	188
Genel	**Toplam**	**46**	**928**	**36 780**	**20 588**	**16 192**	**4**	**43**	**81**	**234**	**3 488**	**3 300**
	Şehir	46	928	36 780	20 588	16 192	4	43	81	234	3 488	3 300
	Köy	-	-	-	-	-	-	-	-	-	-	-
Mesleki ve teknik	**Toplam**	**34**	**973**	**21 712**	**11 620**	**10 092**	**-**	**-**	**-**	**291**	**3 172**	**2 535**
	Şehir	32	938	20 765	11 266	9 499	-	-	-	280	3 040	2 347
	Köy	2	35	947	354	593	-	-	-	11	132	188
TRC33 Şırnak	**Toplam**	**65**	**1 802**	**42 512**	**24 122**	**18 390**	**2**	**14**	**32**	**618**	**5 246**	**4 679**
	Şehir	52	1 583	38 738	21 948	16 790	2	14	32	528	4 438	4 151
	Köy	13	219	3 774	2 174	1 600	-	-	-	90	808	528
Genel	**Toplam**	**25**	**471**	**20 573**	**11 707**	**8 866**	**2**	**14**	**32**	**134**	**1 261**	**1 809**
	Şehir	24	471	20 573	11 707	8 866	2	14	32	134	1 261	1 809
	Köy	1	-	-	-	-	-	-	-	-	-	-
Mesleki ve teknik	**Toplam**	**40**	**1 331**	**21 939**	**12 415**	**9 524**	**-**	**-**	**-**	**484**	**3 985**	**2 870**
	Şehir	28	1 112	18 165	10 241	7 924	-	-	-	394	3 177	2 342
	Köy	12	219	3 774	2 174	1 600	-	-	-	90	808	528
TRC34 Siirt	**Toplam**	**55**	**1 309**	**30 219**	**18 336**	**11 883**	**4**	**41**	**76**	**457**	**3 631**	**2 852**
	Şehir	51	1 200	29 107	17 658	11 449	4	41	76	415	3 213	2 690
	Köy	4	109	1 112	678	434	-	-	-	42	418	162
Genel	**Toplam**	**21**	**329**	**16 478**	**10 621**	**5 857**	**4**	**41**	**76**	**93**	**1 351**	**1 045**
	Şehir	21	329	16 478	10 621	5 857	4	41	76	93	1 351	1 045
	Köy	-	-	-	-	-	-	-	-	-	-	-
Mesleki ve teknik	**Toplam**	**34**	**980**	**13 741**	**7 715**	**6 026**	**-**	**-**	**-**	**364**	**2 280**	**1 807**
	Şehir	30	871	12 629	7 037	5 592	-	-	-	322	1 862	1 645
	Köy	4	109	1 112	678	434	-	-	-	42	418	162

Not. Açıköğretim öğrenci sayıları 2016-2017 eğitim öğretim yılı 1., 2. ve 3. dönem yeni kayıt yaptıran ve kayıt yenileyen aktif öğrencileri kapsar.

2.12 Number of schools, divisions and students in secondary education by grade and settlement place according to Statistical Regions Level 3 (continued)

[The educational year 2016/'17]

Sınıflara Göre Öğrenci - Students by Grade												
10. sınıf Grade 10			11. sınıf Grade 11			12. sınıf Grade 12			Açıköğretim Lisesi Open secondary education			
Şube Division	Erkek Male	Kadın Female	Şube Division	Erkek Male	Kadın Female	Şube Division	Erkek Male	Kadın Female	Erkek Male	Kadın Female		SR Level 3
1 296	**11 875**	**11 943**	**1 341**	**10 148**	**11 387**	**1 113**	**9 599**	**10 328**	**30 598**	**13 834**	**Total**	Diyarbakır
1 296	11 875	11 943	1 341	10 148	11 387	1 113	9 599	10 328	30 598	13 834	City	
-	-	-	-	-	-	-	-	-	-	-	Village	
490	**6 146**	**6 629**	**421**	**4 522**	**4 722**	**386**	**3 729**	**3 826**	**24 920**	**10 202**	**Total**	General
490	6 146	6 629	421	4 522	4 722	386	3 729	3 826	24 920	10 202	City	
-	-	-	-	-	-	-	-	-	-	-	Village	
806	**5 729**	**5 314**	**920**	**5 626**	**6 665**	**727**	**5 870**	**6 502**	**5 678**	**3 632**	**Total**	Vocational and technical
806	5 729	5 314	920	5 626	6 665	727	5 870	6 502	5 678	3 632	City	
-	-	-	-	-	-	-	-	-	-	-	Village	
800	**6 610**	**6 055**	**771**	**5 172**	**5 430**	**636**	**5 006**	**5 151**	**14 283**	**6 673**	**Total**	Mardin TRC31
800	6 610	6 055	771	5 172	5 430	636	5 006	5 151	14 283	6 673	City	
-	-	-	-	-	-	-	-	-	-	-	Village	
299	**3 583**	**3 532**	**281**	**2 697**	**2 915**	**275**	**2 364**	**2 435**	**11 792**	**5 418**	**Total**	General
299	3 583	3 532	281	2 697	2 915	275	2 364	2 435	11 792	5 418	City	
-	-	-	-	-	-	-	-	-	-	-	Village	
501	**3 027**	**2 523**	**490**	**2 475**	**2 515**	**361**	**2 642**	**2 716**	**2 491**	**1 255**	**Total**	Vocational and technical
501	3 027	2 523	490	2 475	2 515	361	2 642	2 716	2 491	1 255	City	
-	-	-	-	-	-	-	-	-	-	-	Village	
445	**5 329**	**5 149**	**463**	**4 546**	**4 754**	**464**	**4 435**	**4 510**	**11 195**	**5 955**	**Total**	Batman TRC32
438	5 267	5 048	452	4 443	4 580	458	4 378	4 380	11 195	5 955	City	
7	62	101	11	103	174	6	57	130	-	-	Village	
245	**3 398**	**3 422**	**212**	**2 656**	**2 960**	**233**	**2 364**	**2 321**	**8 639**	**4 108**	**Total**	General
245	3 398	3 422	212	2 656	2 960	233	2 364	2 321	8 639	4 108	City	
-	-	-	-	-	-	-	-	-	-	-	Village	
200	**1 931**	**1 727**	**251**	**1 890**	**1 794**	**231**	**2 071**	**2 189**	**2 556**	**1 847**	**Total**	Vocational and technical
193	1 869	1 626	240	1 787	1 620	225	2 014	2 059	2 556	1 847	City	
7	62	101	11	103	174	6	57	130	-	-	Village	
462	**4 022**	**3 728**	**408**	**2 941**	**3 316**	**312**	**2 977**	**3 040**	**8 922**	**3 595**	**Total**	Şırnak TRC33
404	3 441	3 348	362	2 466	2 953	287	2 667	2 711	8 922	3 595	City	
58	581	380	46	475	363	25	310	329	-	-	Village	
119	**1 290**	**1 748**	**101**	**864**	**1 256**	**115**	**938**	**1 093**	**7 340**	**2 928**	**Total**	General
119	1 290	1 748	101	864	1 256	115	938	1 093	7 340	2 928	City	
-	-	-	-	-	-	-	-	-	-	-	Village	
343	**2 732**	**1 980**	**307**	**2 077**	**2 060**	**197**	**2 039**	**1 947**	**1 582**	**667**	**Total**	Vocational and technical
285	2 151	1 600	261	1 602	1 697	172	1 729	1 618	1 582	667	City	
58	581	380	46	475	363	25	310	329	-	-	Village	
308	**2 312**	**2 237**	**302**	**2 142**	**1 989**	**238**	**2 117**	**1 872**	**8 093**	**2 857**	**Total**	Siirt TRC34
281	2 199	2 144	275	2 063	1 898	225	2 049	1 784	8 093	2 857	City	
27	113	93	27	79	91	13	68	88	-	-	Village	
77	**1 167**	**982**	**71**	**1 071**	**886**	**84**	**979**	**802**	**6 012**	**2 066**	**Total**	General
77	1 167	982	71	1 071	886	84	979	802	6 012	2 066	City	
-	-	-	-	-	-	-	-	-	-	-	Village	
231	**1 145**	**1 255**	**231**	**1 071**	**1 103**	**154**	**1 138**	**1 070**	**2 081**	**791**	**Total**	Vocational and technical
204	1 032	1 162	204	992	1 012	141	1 070	982	2 081	791	City	
27	113	93	27	79	91	13	68	88	-	-	Village	

Note. The number of open education students include the active students who are new entrants or who have renewed registration as of 1., 2. and 3. semester in the educational year 2016-2017.

2.13 İstatistiki Bölge Birimleri Sınıflaması 3. düzey, yerleşim yeri ve doğum yıllarına göre ortaöğretimde öğrenci sayısı

[2016/'17 öğretim yılı]

					Doğum Yılları - Year of Birth			
					2003 ve Sonraki Doğumlular Born in 2003 and After		2002	
		Toplam - Total						
İBBS 3. Düzey		**Toplam** Total	**Erkek** Male	**Kadın** Female	**Erkek** Male	**Kadın** Female	**Erkek** Male	**Kadın** Female
TR Türkiye	**Toplam**	**5 849 970**	**3 126 022**	**2 723 948**	**6 805**	**6 542**	**509 432**	**487 115**
	Şehir	**5 815 561**	**3 106 991**	**2 708 570**	**6 648**	**6 428**	**505 075**	**483 752**
	Köy	**34 409**	**19 031**	**15 378**	**157**	**114**	**4 357**	**3 363**
Genel	**Toplam**	**3 136 440**	**1 632 329**	**1 504 111**	**2 161**	**2 901**	**234 639**	**257 606**
	Şehir	**3 126 746**	**1 627 680**	**1 499 066**	**2 151**	**2 885**	**233 521**	**256 392**
	Köy	**9 694**	**4 649**	**5 045**	**10**	**16**	**1 118**	**1 214**
Mesleki ve teknik	**Toplam**	**2 713 530**	**1 493 693**	**1 219 837**	**4 644**	**3 641**	**274 793**	**229 509**
	Şehir	**2 688 815**	**1 479 311**	**1 209 504**	**4 497**	**3 543**	**271 554**	**227 360**
	Köy	**24 715**	**14 382**	**10 333**	**147**	**98**	**3 239**	**2 149**
TR100 İstanbul	**Toplam**	**1 081 819**	**576 067**	**505 752**	**557**	**697**	**91 431**	**87 000**
	Şehir	1 081 819	576 067	505 752	557	697	91 431	87 000
	Köy	-	-	-	-	-	-	-
Genel	**Toplam**	**557 798**	**304 569**	**253 229**	**237**	**311**	**37 983**	**37 886**
	Şehir	557 798	304 569	253 229	237	311	37 983	37 886
	Köy	-	-	-	-	-	-	-
Mesleki ve teknik	**Toplam**	**524 021**	**271 498**	**252 523**	**320**	**386**	**53 448**	**49 114**
	Şehir	524 021	271 498	252 523	320	386	53 448	49 114
	Köy	-	-	-	-	-	-	-
TR211 Tekirdağ	**Toplam**	**64 015**	**34 365**	**29 650**	**35**	**36**	**5 441**	**5 015**
	Şehir	64 015	34 365	29 650	35	36	5 441	5 015
	Köy	-	-	-	-	-	-	-
Genel	**Toplam**	**36 031**	**18 226**	**17 805**	**15**	**13**	**2 644**	**2 840**
	Şehir	36 031	18 226	17 805	15	13	2 644	2 840
	Köy	-	-	-	-	-	-	-
Mesleki ve teknik	**Toplam**	**27 984**	**16 139**	**11 845**	**20**	**23**	**2 797**	**2 175**
	Şehir	27 984	16 139	11 845	20	23	2 797	2 175
	Köy	-	-	-	-	-	-	-
TR212 Edirne	**Toplam**	**19 681**	**10 388**	**9 293**	**3**	**2**	**1 590**	**1 605**
	Şehir	19 329	10 216	9 113	3	2	1 559	1 568
	Köy	352	172	180	-	-	31	37
Genel	**Toplam**	**11 742**	**5 627**	**6 115**	**1**	**1**	**858**	**1 007**
	Şehir	11 390	5 455	5 935	1	1	827	970
	Köy	352	172	180	-	-	31	37
Mesleki ve teknik	**Toplam**	**7 939**	**4 761**	**3 178**	**2**	**1**	**732**	**598**
	Şehir	7 939	4 761	3 178	2	1	732	598
	Köy	-	-	-	-	-	-	-
TR213 Kırklareli	**Toplam**	**18 765**	**10 169**	**8 596**	**5**	**9**	**1 553**	**1 508**
	Şehir	18 383	9 953	8 430	5	9	1 516	1 485
	Köy	382	216	166	-	-	37	23
Genel	**Toplam**	**11 203**	**5 588**	**5 615**	**4**	**7**	**838**	**966**
	Şehir	11 054	5 511	5 543	4	7	826	960
	Köy	149	77	72	-	-	12	6
Mesleki ve teknik	**Toplam**	**7 562**	**4 581**	**2 981**	**1**	**2**	**715**	**542**
	Şehir	7 329	4 442	2 887	1	2	690	525
	Köy	233	139	94	-	-	25	17

Not. Açıköğretim öğrencileri dahil edilmiştir.

2.13 Number of students in secondary education by year of birth and setlement place according to Statistical Regions Level 3

[The educational year 2016/'17]

Doğum Yılları - Year of Birth									
2001		2000		1999		1998 ve Önceki Doğumlular Born in 1998 and Before			
Erkek Male	**Kadın** Female	**Erkek** Male	**Kadın** Female	**Erkek** Male	**Kadın** Female	**Erkek** Male	**Kadın** Female		SR Level 3
608 905	**561 544**	**599 097**	**556 178**	**611 143**	**524 484**	**790 640**	**588 085**	**Total**	Turkey TR
603 833	**557 430**	**594 613**	**552 417**	**607 621**	**521 500**	**789 201**	**587 043**	**City**	
5 072	**4 114**	**4 484**	**3 761**	**3 522**	**2 984**	**1 439**	**1 042**	**Village**	
282 765	**293 076**	**290 686**	**290 108**	**265 933**	**256 013**	**556 145**	**404 407**	**Total**	General
281 519	**291 628**	**289 509**	**288 826**	**265 044**	**255 097**	**555 936**	**404 238**	**City**	
1 246	**1 448**	**1 177**	**1 282**	**889**	**916**	**209**	**169**	**Village**	
326 140	**268 468**	**308 411**	**266 070**	**345 210**	**268 471**	**234 495**	**183 678**	**Total**	Vocational and technical
322 314	**265 802**	**305 104**	**263 591**	**342 577**	**266 403**	**233 265**	**182 805**	**City**	
3 826	**2 666**	**3 307**	**2 479**	**2 633**	**2 068**	**1 230**	**873**	**Village**	
104 825	**97 563**	**103 030**	**97 178**	**104 984**	**92 745**	**171 240**	**130 569**	**Total**	İstanbul TR100
104 825	97 563	103 030	97 178	104 984	92 745	171 240	130 569	City	
-	-	-	-	-	-	-	-	Village	
46 002	**43 135**	**46 793**	**42 412**	**44 190**	**37 484**	**129 364**	**92 001**	**Total**	General
46 002	43 135	46 793	42 412	44 190	37 484	129 364	92 001	City	
-	-	-	-	-	-	-	-	Village	
58 823	**54 428**	**56 237**	**54 766**	**60 794**	**55 261**	**41 876**	**38 568**	**Total**	Vocational and technical
58 823	54 428	56 237	54 766	60 794	55 261	41 876	38 568	City	
-	-	-	-	-	-	-	-	Village	
6 453	**5 879**	**6 371**	**5 780**	**7 088**	**5 839**	**8 977**	**7 101**	**Total**	Tekirdağ TR21
6 453	5 879	6 371	5 780	7 088	5 839	8 977	7 101	City	
-	-	-	-	-	-	-	-	Village	
3 030	**3 284**	**3 105**	**3 202**	**2 807**	**2 976**	**6 625**	**5 490**	**Total**	General
3 030	3 284	3 105	3 202	2 807	2 976	6 625	5 490	City	
-	-	-	-	-	-	-	-	Village	
3 423	**2 595**	**3 266**	**2 578**	**4 281**	**2 863**	**2 352**	**1 611**	**Total**	Vocational and technical
3 423	2 595	3 266	2 578	4 281	2 863	2 352	1 611	City	
-	-	-	-	-	-	-	-	Village	
2 145	**2 112**	**2 259**	**1 978**	**2 311**	**2 030**	**2 080**	**1 566**	**Total**	Edirne TR212
2 094	2 058	2 213	1 924	2 270	1 997	2 077	1 564	City	
51	54	46	54	41	33	3	2	Village	
1 064	**1 384**	**1 175**	**1 281**	**1 083**	**1 273**	**1 446**	**1 169**	**Total**	General
1 013	1 330	1 129	1 227	1 042	1 240	1 443	1 167	City	
51	54	46	54	41	33	3	2	Village	
1 081	**728**	**1 084**	**697**	**1 228**	**757**	**634**	**397**	**Total**	Vocational and technical
1 081	728	1 084	697	1 228	757	634	397	City	
-	-	-	-	-	-	-	-	Village	
2 059	**1 797**	**1 974**	**1 921**	**2 277**	**1 891**	**2 301**	**1 470**	**Total**	Kırklareli TR213
2 009	1 755	1 914	1 863	2 228	1 855	2 281	1 463	City	
50	42	60	58	49	36	20	7	Village	
1 053	**1 178**	**1 067**	**1 221**	**1 059**	**1 135**	**1 567**	**1 108**	**Total**	General
1 031	1 160	1 041	1 185	1 047	1 126	1 562	1 105	City	
22	18	26	36	12	9	5	3	Village	
1 006	**619**	**907**	**700**	**1 218**	**756**	**734**	**362**	**Total**	Vocational and technical
978	595	873	678	1 181	729	719	358	City	
28	24	34	22	37	27	15	4	Village	

Note. Open education students are included.

2.13 İstatistiki Bölge Birimleri Sınıflaması 3. düzey, yerleşim yeri ve doğum yıllarına göre ortaöğretimde öğrenci sayısı (devam)

[2016/'17 öğretim yılı]

					Doğum Yılları - Year of Birth			
		Toplam - Total			**2003 ve Sonraki Doğumlular** Born in 2003 and After		**2002**	
İBBS 3. Düzey		**Toplam** Total	**Erkek** Male	**Kadın** Female	**Erkek** Male	**Kadın** Female	**Erkek** Male	**Kadın** Female
TR221 Balıkesir	**Toplam**	**74 279**	**39 711**	**34 568**	**296**	**21**	**6 093**	**5 902**
	Şehir	74 279	39 711	34 568	296	21	6 093	5 902
	Köy	-	-	-	-	-	-	-
Genel	**Toplam**	**39 494**	**19 446**	**20 048**	**7**	**11**	**2 757**	**3 236**
	Şehir	39 494	19 446	20 048	7	11	2 757	3 236
	Köy	-	-	-	-	-	-	-
Mesleki ve teknik	**Toplam**	**34 785**	**20 265**	**14 520**	**289**	**10**	**3 336**	**2 666**
	Şehir	34 785	20 265	14 520	289	10	3 336	2 666
	Köy	-	-	-	-	-	-	-
TR222 Çanakkale	**Toplam**	**26 885**	**14 197**	**12 688**	**9**	**11**	**2 323**	**2 189**
	Şehir	24 596	12 963	11 633	7	9	2 038	1 946
	Köy	2 289	1 234	1 055	2	2	285	243
Genel	**Toplam**	**15 885**	**7 544**	**8 341**	**3**	**7**	**1 140**	**1 405**
	Şehir	14 690	6 940	7 750	2	5	1 007	1 258
	Köy	1 195	604	591	1	2	133	147
Mesleki ve teknik	**Toplam**	**11 000**	**6 653**	**4 347**	**6**	**4**	**1 183**	**784**
	Şehir	9 906	6 023	3 883	5	4	1 031	688
	Köy	1 094	630	464	1	-	152	96
TR310 İzmir	**Toplam**	**270 897**	**145 236**	**125 661**	**71**	**80**	**21 873**	**20 931**
	Şehir	270 897	145 236	125 661	71	80	21 873	20 931
	Köy	-	-	-	-	-	-	-
Genel	**Toplam**	**151 883**	**77 739**	**74 144**	**28**	**45**	**9 936**	**11 561**
	Şehir	151 883	77 739	74 144	28	45	9 936	11 561
	Köy	-	-	-	-	-	-	-
Mesleki ve teknik	**Toplam**	**119 014**	**67 497**	**51 517**	**43**	**35**	**11 937**	**9 370**
	Şehir	119 014	67 497	51 517	43	35	11 937	9 370
	Köy	-	-	-	-	-	-	-
TR321 Aydın	**Toplam**	**67 622**	**36 626**	**30 996**	**17**	**33**	**6 067**	**5 667**
	Şehir	67 622	36 626	30 996	17	33	6 067	5 667
	Köy	-	-	-	-	-	-	-
Genel	**Toplam**	**40 127**	**20 245**	**19 882**	**9**	**20**	**3 240**	**3 709**
	Şehir	40 127	20 245	19 882	9	20	3 240	3 709
	Köy	-	-	-	-	-	-	-
Mesleki ve teknik	**Toplam**	**27 495**	**16 381**	**11 114**	**8**	**13**	**2 827**	**1 958**
	Şehir	27 495	16 381	11 114	8	13	2 827	1 958
	Köy	-	-	-	-	-	-	-
TR322 Denizli	**Toplam**	**68 167**	**36 025**	**32 142**	**7**	**16**	**5 695**	**5 636**
	Şehir	68 167	36 025	32 142	7	16	5 695	5 636
	Köy	-	-	-	-	-	-	-
Genel	**Toplam**	**37 144**	**18 602**	**18 542**	**3**	**10**	**2 797**	**3 191**
	Şehir	37 144	18 602	18 542	3	10	2 797	3 191
	Köy	-	-	-	-	-	-	-
Mesleki ve teknik	**Toplam**	**31 023**	**17 423**	**13 600**	**4**	**6**	**2 898**	**2 445**
	Şehir	31 023	17 423	13 600	4	6	2 898	2 445
	Köy	-	-	-	-	-	-	-

Not. Açıköğretim öğrencileri dahil edilmiştir.

2.13 Number of students in secondary education by year of birth and setlement place according to Statistical Regions Level 3 (continued)
[The educational year 2016/'17]

Doğum Yılları - Year of Birth									
2001		2000		1999		1998 ve Önceki Doğumlular Born in 1998 and Before			
Erkek Male	**Kadın** Female	**Erkek** Male	**Kadın** Female	**Erkek** Male	**Kadın** Female	**Erkek** Male	**Kadın** Female		SR Level 3
7 624	**7 066**	**7 740**	**7 024**	**9 537**	**7 600**	**8 421**	**6 955**	**Total**	Balıkesir TR221
7 624	7 066	7 740	7 024	9 537	7 600	8 421	6 955	City	
-	-	-	-	-	-	-	-	Village	
3 345	**3 932**	**3 724**	**3 920**	**3 697**	**3 981**	**5 916**	**4 968**	**Total**	General
3 345	3 932	3 724	3 920	3 697	3 981	5 916	4 968	City	
-	-	-	-	-	-	-	-	Village	
4 279	**3 134**	**4 016**	**3 104**	**5 840**	**3 619**	**2 505**	**1 987**	**Total**	Vocational and technical
4 279	3 134	4 016	3 104	5 840	3 619	2 505	1 987	City	
-	-	-	-	-	-	-	-	Village	
2 879	**2 716**	**2 924**	**2 640**	**3 176**	**2 691**	**2 886**	**2 441**	**Total**	Çanakkale TR222
2 561	2 440	2 631	2 397	2 914	2 451	2 812	2 390	City	
318	276	293	243	262	240	74	51	Village	
1 451	**1 704**	**1 436**	**1 659**	**1 449**	**1 662**	**2 065**	**1 904**	**Total**	General
1 272	1 548	1 293	1 520	1 316	1 532	2 050	1 887	City	
179	156	143	139	133	130	15	17	Village	
1 428	**1 012**	**1 488**	**981**	**1 727**	**1 029**	**821**	**537**	**Total**	Vocational and technical
1 289	892	1 338	877	1 598	919	762	503	City	
139	120	150	104	129	110	59	34	Village	
26 352	**25 020**	**26 481**	**24 952**	**29 035**	**24 387**	**41 424**	**30 291**	**Total**	İzmir TR310
26 352	25 020	26 481	24 952	29 035	24 387	41 424	30 291	City	
-	-	-	-	-	-	-	-	Village	
12 260	**13 865**	**13 497**	**14 095**	**11 994**	**12 364**	**30 024**	**22 214**	**Total**	General
12 260	13 865	13 497	14 095	11 994	12 364	30 024	22 214	City	
-	-	-	-	-	-	-	-	Village	
14 092	**11 155**	**12 984**	**10 857**	**17 041**	**12 023**	**11 400**	**8 077**	**Total**	Vocational and technical
14 092	11 155	12 984	10 857	17 041	12 023	11 400	8 077	City	
-	-	-	-	-	-	-	-	Village	
7 397	**6 598**	**7 217**	**6 891**	**8 365**	**6 323**	**7 563**	**5 484**	**Total**	Aydın TR321
7 397	6 598	7 217	6 891	8 365	6 323	7 563	5 484	City	
-	-	-	-	-	-	-	-	Village	
3 812	**4 152**	**3 988**	**4 143**	**3 462**	**3 663**	**5 734**	**4 195**	**Total**	General
3 812	4 152	3 988	4 143	3 462	3 663	5 734	4 195	City	
-	-	-	-	-	-	-	-	Village	
3 585	**2 446**	**3 229**	**2 748**	**4 903**	**2 660**	**1 829**	**1 289**	**Total**	Vocational and technical
3 585	2 446	3 229	2 748	4 903	2 660	1 829	1 289	City	
-	-	-	-	-	-	-	-	Village	
7 398	**7 168**	**7 503**	**7 042**	**8 377**	**6 906**	**7 045**	**5 374**	**Total**	Denizli TR322
7 398	7 168	7 503	7 042	8 377	6 906	7 045	5 374	City	
-	-	-	-	-	-	-	-	Village	
3 430	**3 935**	**3 709**	**3 798**	**3 526**	**3 557**	**5 137**	**4 051**	**Total**	General
3 430	3 935	3 709	3 798	3 526	3 557	5 137	4 051	City	
-	-	-	-	-	-	-	-	Village	
3 968	**3 233**	**3 794**	**3 244**	**4 851**	**3 349**	**1 908**	**1 323**	**Total**	Vocational and technical
3 968	3 233	3 794	3 244	4 851	3 349	1 908	1 323	City	
-	-	-	-	-	-	-	-	Village	

Note. Open education students are included.

2.13 İstatistiki Bölge Birimleri Sınıflaması 3. düzey, yerleşim yeri ve doğum yıllarına göre ortaöğretimde öğrenci sayısı (devam)

[2016/'17 öğretim yılı]

					Doğum Yılları - Year of Birth			
					2003 ve Sonraki Doğumlular Born in 2003 and After		2002	
		Toplam - Total						
İBBS 3. Düzey		**Toplam** Total	**Erkek** Male	**Kadın** Female	**Erkek** Male	**Kadın** Female	**Erkek** Male	**Kadın** Female
TR323 Muğla	**Toplam**	**57 550**	**31 664**	**25 886**	**23**	**32**	**4 459**	**4 399**
	Şehir	57 550	31 664	25 886	23	32	4 459	4 399
	Köy	-	-	-	-	-	-	-
Genel	**Toplam**	**36 372**	**18 851**	**17 521**	**15**	**15**	**2 468**	**2 964**
	Şehir	36 372	18 851	17 521	15	15	2 468	2 964
	Köy	-	-	-	-	-	-	-
Mesleki ve teknik	**Toplam**	**21 178**	**12 813**	**8 365**	**8**	**17**	**1 991**	**1 435**
	Şehir	21 178	12 813	8 365	8	17	1 991	1 435
	Köy	-	-	-	-	-	-	-
TR331 Manisa	**Toplam**	**90 778**	**48 797**	**41 981**	**1 002**	**86**	**8 143**	**7 796**
	Şehir	90 778	48 797	41 981	1 002	86	8 143	7 796
	Köy	-	-	-	-	-	-	-
Genel	**Toplam**	**45 274**	**22 036**	**23 238**	**15**	**23**	**3 202**	**3 946**
	Şehir	45 274	22 036	23 238	15	23	3 202	3 946
	Köy	-	-	-	-	-	-	-
Mesleki ve teknik	**Toplam**	**45 504**	**26 761**	**18 743**	**987**	**63**	**4 941**	**3 850**
	Şehir	45 504	26 761	18 743	987	63	4 941	3 850
	Köy	-	-	-	-	-	-	-
TR332 Afyonkarahisar	**Toplam**	**48 939**	**26 041**	**22 898**	**26**	**27**	**4 676**	**4 332**
	Şehir	47 875	25 396	22 479	26	27	4 529	4 236
	Köy	1 064	645	419			147	96
Genel	**Toplam**	**26 011**	**13 127**	**12 884**	**9**	**23**	**2 057**	**2 320**
	Şehir	26 011	13 127	12 884	9	23	2 057	2 320
	Köy	-	-	-	-	-	-	-
Mesleki ve teknik	**Toplam**	**22 928**	**12 914**	**10 014**	**17**	**4**	**2 619**	**2 012**
	Şehir	21 864	12 269	9 595	17	4	2 472	1 916
	Köy	1 064	645	419	-	-	147	96
TR333 Kütahya	**Toplam**	**37 851**	**19 531**	**18 320**	**4**	**13**	**3 229**	**3 118**
	Şehir	37 243	19 170	18 073	3	13	3 155	3 062
	Köy	608	361	247	1	-	74	56
Genel	**Toplam**	**20 378**	**9 866**	**10 512**	**2**	**7**	**1 481**	**1 691**
	Şehir	20 378	9 866	10 512	2	7	1 481	1 691
	Köy	-	-	-	-	-	-	-
Mesleki ve teknik	**Toplam**	**17 473**	**9 665**	**7 808**	**2**	**6**	**1 748**	**1 427**
	Şehir	16 865	9 304	7 561	1	6	1 674	1 371
	Köy	608	361	247	1	-	74	56
TR334 Uşak	**Toplam**	**23 974**	**12 536**	**11 438**	**6**	**8**	**1 936**	**2 005**
	Şehir	23 974	12 536	11 438	6	8	1 936	2 005
	Köy	-	-	-	-	-	-	-
Genel	**Toplam**	**14 481**	**6 982**	**7 499**	**3**	**5**	**1 064**	**1 242**
	Şehir	14 481	6 982	7 499	3	5	1 064	1 242
	Köy	-	-	-	-	-	-	-
Mesleki ve teknik	**Toplam**	**9 493**	**5 554**	**3 939**	**3**	**3**	**872**	**763**
	Şehir	9 493	5 554	3 939	3	3	872	763
	Köy	-	-	-	-	-	-	-

Not. Açıköğretim öğrencileri dahil edilmiştir.

2.13 Number of students in secondary education by year of birth and setlement place according to Statistical Regions Level 3 (continued)
[The educational year 2016/'17]

Doğum Yılları - Year of Birth									
2001		2000		1999		1998 ve Önceki Doğumlular Born in 1998 and Before			
Erkek Male	**Kadın** Female	**Erkek** Male	**Kadın** Female	**Erkek** Male	**Kadın** Female	**Erkek** Male	**Kadın** Female		SR Level 3
5 755	**5 206**	**5 847**	**5 378**	**6 738**	**5 128**	**8 842**	**5 743**	**Total**	Muğla TR323
5 755	5 206	5 847	5 378	6 738	5 128	8 842	5 743	City	
-	-	-	-	-	-	-	-	Village	
3 192	**3 396**	**3 177**	**3 540**	**3 027**	**3 029**	**6 972**	**4 577**	**Total**	General
3 192	3 396	3 177	3 540	3 027	3 029	6 972	4 577	City	
-	-	-	-	-	-	-	-	Village	
2 563	**1 810**	**2 670**	**1 838**	**3 711**	**2 099**	**1 870**	**1 166**	**Total**	Vocational and technical
2 563	1 810	2 670	1 838	3 711	2 099	1 870	1 166	City	
-	-	-	-	-	-	-	-	Village	
9 834	**9 074**	**9 548**	**8 944**	**10 990**	**8 796**	**9 280**	**7 285**	**Total**	Manisa TR331
9 834	9 074	9 548	8 944	10 990	8 796	9 280	7 285	City	
-	-	-	-	-	-	-	-	Village	
4 054	**4 571**	**4 417**	**4 871**	**4 219**	**4 714**	**6 129**	**5 113**	**Total**	General
4 054	4 571	4 417	4 871	4 219	4 714	6 129	5 113	City	
-	-	-	-	-	-	-	-	Village	
5 780	**4 503**	**5 131**	**4 073**	**6 771**	**4 082**	**3 151**	**2 172**	**Total**	Vocational and technical
5 780	4 503	5 131	4 073	6 771	4 082	3 151	2 172	City	
-	-	-	-	-	-	-	-	Village	
5 136	**4 851**	**5 247**	**4 860**	**5 372**	**4 593**	**5 584**	**4 235**	**Total**	Afyonkarahisar TR332
4 989	4 752	5 093	4 767	5 232	4 482	5 527	4 215	City	
147	99	154	93	140	111	57	20	Village	
2 163	**2 572**	**2 458**	**2 620**	**2 098**	**2 367**	**4 342**	**2 982**	**Total**	General
2 163	2 572	2 458	2 620	2 098	2 367	4 342	2 982	City	
-	-	-	-	-	-	-	-	Village	
2 973	**2 279**	**2 789**	**2 240**	**3 274**	**2 226**	**1 242**	**1 253**	**Total**	Vocational and technical
2 826	2 180	2 635	2 147	3 134	2 115	1 185	1 233	City	
147	99	154	93	140	111	57	20	Village	
3 970	**3 828**	**3 942**	**3 679**	**4 222**	**3 799**	**4 164**	**3 883**	**Total**	Kütahya TR333
3 866	3 750	3 865	3 634	4 139	3 742	4 142	3 872	City	
104	78	77	45	83	57	22	11	Village	
1 825	**2 110**	**1 857**	**2 038**	**1 817**	**1 804**	**2 884**	**2 862**	**Total**	General
1 825	2 110	1 857	2 038	1 817	1 804	2 884	2 862	City	
-	-	-	-	-	-	-	-	Village	
2 145	**1 718**	**2 085**	**1 641**	**2 405**	**1 995**	**1 280**	**1 021**	**Total**	Vocational and technical
2 041	1 640	2 008	1 596	2 322	1 938	1 258	1 010	City	
104	78	77	45	83	57	22	11	Village	
2 431	**2 450**	**2 409**	**2 389**	**3 226**	**2 410**	**2 528**	**2 176**	**Total**	Uşak TR334
2 431	2 450	2 409	2 389	3 226	2 410	2 528	2 176	City	
-	-	-	-	-	-	-	-	Village	
1 289	**1 568**	**1 415**	**1 537**	**1 275**	**1 447**	**1 936**	**1 700**	**Total**	General
1 289	1 568	1 415	1 537	1 275	1 447	1 936	1 700	City	
-	-	-	-	-	-	-	-	Village	
1 142	**882**	**994**	**852**	**1 951**	**963**	**592**	**476**	**Total**	Vocational and technical
1 142	882	994	852	1 951	963	592	476	City	
-	-	-	-	-	-	-	-	Village	

Note. Open education students are included.

2.13 İstatistiki Bölge Birimleri Sınıflaması 3. düzey, yerleşim yeri ve doğum yıllarına göre ortaöğretimde öğrenci sayısı (devam)

[2016/'17 öğretim yılı]

					Doğum Yılları - Year of Birth			
		Toplam - Total			**2003 ve Sonraki Doğumlular** Born in 2003 and After		**2002**	
İBBS 3. Düzey		**Toplam** Total	**Erkek** Male	**Kadın** Female	**Erkek** Male	**Kadın** Female	**Erkek** Male	**Kadın** Female
TR411 Bursa	**Toplam**	**196 211**	**103 745**	**92 466**	**83**	**86**	**17 597**	**16 598**
	Şehir	196 211	103 745	92 466	83	86	17 597	16 598
	Köy	-	-	-	-	-	-	-
Genel	**Toplam**	**92 947**	**46 368**	**46 579**	**25**	**27**	**7 324**	**7 903**
	Şehir	92 947	46 368	46 579	25	27	7 324	7 903
	Köy	-	-	-	-	-	-	-
Mesleki ve teknik	**Toplam**	**103 264**	**57 377**	**45 887**	**58**	**59**	**10 273**	**8 695**
	Şehir	103 264	57 377	45 887	58	59	10 273	8 695
	Köy	-	-	-	-	-	-	-
TR412 Eskişehir	**Toplam**	**52 949**	**27 320**	**25 629**	**14**	**17**	**4 578**	**4 470**
	Şehir	52 949	27 320	25 629	14	17	4 578	4 470
	Köy	-	-	-	-	-	-	-
Genel	**Toplam**	**31 480**	**14 442**	**17 038**	**9**	**5**	**2 600**	**3 206**
	Şehir	31 480	14 442	17 038	9	5	2 600	3 206
	Köy	-	-	-	-	-	-	-
Mesleki ve teknik	**Toplam**	**21 469**	**12 878**	**8 591**	**5**	**12**	**1 978**	**1 264**
	Şehir	21 469	12 878	8 591	5	12	1 978	1 264
	Köy	-	-	-	-	-	-	-
TR413 Bilecik	**Toplam**	**14 415**	**7 737**	**6 678**	-	**2**	**1 206**	**1 196**
	Şehir	14 415	7 737	6 678	-	2	1 206	1 196
	Köy	-	-	-	-	-	-	-
Genel	**Toplam**	**6 607**	**3 287**	**3 320**	-	-	**414**	**539**
	Şehir	6 607	3 287	3 320	-	-	414	539
	Köy	-	-	-	-	-	-	-
Mesleki ve teknik	**Toplam**	**7 808**	**4 450**	**3 358**	-	**2**	**792**	**657**
	Şehir	7 808	4 450	3 358	-	2	792	657
	Köy	-	-	-	-	-	-	-
TR421 Kocaeli	**Toplam**	**142 837**	**75 352**	**67 485**	**58**	**86**	**12 512**	**12 030**
	Şehir	142 837	75 352	67 485	58	86	12 512	12 030
	Köy	-	-	-	-	-	-	-
Genel	**Toplam**	**72 367**	**36 602**	**35 765**	**30**	**36**	**5 844**	**6 308**
	Şehir	72 367	36 602	35 765	30	36	5 844	6 308
	Köy	-	-	-	-	-	-	-
Mesleki ve teknik	**Toplam**	**70 470**	**38 750**	**31 720**	**28**	**50**	**6 668**	**5 722**
	Şehir	70 470	38 750	31 720	28	50	6 668	5 722
	Köy	-	-	-	-	-	-	-
TR422 Sakarya	**Toplam**	**72 533**	**37 180**	**35 353**	**22**	**46**	**6 660**	**6 601**
	Şehir	72 533	37 180	35 353	22	46	6 660	6 601
	Köy	-	-	-	-	-	-	-
Genel	**Toplam**	**34 745**	**15 916**	**18 829**	**11**	**19**	**2 838**	**3 436**
	Şehir	34 745	15 916	18 829	11	19	2 838	3 436
	Köy	-	-	-	-	-	-	-
Mesleki ve teknik	**Toplam**	**37 788**	**21 264**	**16 524**	**11**	**27**	**3 822**	**3 165**
	Şehir	37 788	21 264	16 524	11	27	3 822	3 165
	Köy	-	-	-	-	-	-	-

Not. Açıköğretim öğrencileri dahil edilmiştir.

2.13 Number of students in secondary education by year of birth and setlement place according to Statistical Regions Level 3 (continued)
[The educational year 2016/'17]

Doğum Yılları - Year of Birth									
2001		2000		1999		1998 ve Önceki Doğumlular Born in 1998 and Before			
Erkek Male	**Kadın** Female	**Erkek** Male	**Kadın** Female	**Erkek** Male	**Kadın** Female	**Erkek** Male	**Kadın** Female		SR Level 3
21 327	**19 583**	**20 861**	**18 981**	**20 593**	**18 170**	**23 284**	**19 048**	**Total**	Bursa TR411
21 327	19 583	20 861	18 981	20 593	18 170	23 284	19 048	City	
-	-	-	-	-	-	-	-	Village	
8 603	**9 043**	**8 788**	**8 959**	**7 923**	**8 067**	**13 705**	**12 580**	**Total**	General
8 603	9 043	8 788	8 959	7 923	8 067	13 705	12 580	City	
-	-	-	-	-	-	-	-	Village	
12 724	**10 540**	**12 073**	**10 022**	**12 670**	**10 103**	**9 579**	**6 468**	**Total**	Vocational and technical
12 724	10 540	12 073	10 022	12 670	10 103	9 579	6 468	City	
-	-	-	-	-	-	-	-	Village	
5 521	**5 261**	**5 694**	**5 091**	**5 802**	**5 310**	**5 711**	**5 480**	**Total**	Eskişehir TR412
5 521	5 261	5 694	5 091	5 802	5 310	5 711	5 480	City	
-	-	-	-	-	-	-	-	Village	
2 926	**3 596**	**2 800**	**3 109**	**2 633**	**3 144**	**3 474**	**3 978**	**Total**	General
2 926	3 596	2 800	3 109	2 633	3 144	3 474	3 978	City	
-	-	-	-	-	-	-	-	Village	
2 595	**1 665**	**2 894**	**1 982**	**3 169**	**2 166**	**2 237**	**1 502**	**Total**	Vocational and technical
2 595	1 665	2 894	1 982	3 169	2 166	2 237	1 502	City	
-	-	-	-	-	-	-	-	Village	
1 572	**1 390**	**1 547**	**1 337**	**1 725**	**1 511**	**1 687**	**1 242**	**Total**	Bilecik TR413
1 572	1 390	1 547	1 337	1 725	1 511	1 687	1 242	City	
-	-	-	-	-	-	-	-	Village	
461	**613**	**585**	**630**	**631**	**669**	**1 196**	**869**	**Total**	General
461	613	585	630	631	669	1 196	869	City	
-	-	-	-	-	-	-	-	Village	
1 111	**777**	**962**	**707**	**1 094**	**842**	**491**	**373**	**Total**	Vocational and technical
1 111	777	962	707	1 094	842	491	373	City	
-	-	-	-	-	-	-	-	Village	
14 528	**13 777**	**13 807**	**12 694**	**13 809**	**12 577**	**20 638**	**16 321**	**Total**	Kocaeli TR421
14 528	13 777	13 807	12 694	13 809	12 577	20 638	16 321	City	
-	-	-	-	-	-	-	-	Village	
6 319	**6 876**	**6 203**	**6 328**	**5 764**	**5 750**	**12 442**	**10 467**	**Total**	General
6 319	6 876	6 203	6 328	5 764	5 750	12 442	10 467	City	
-	-	-	-	-	-	-	-	Village	
8 209	**6 901**	**7 604**	**6 366**	**8 045**	**6 827**	**8 196**	**5 854**	**Total**	Vocational and technical
8 209	6 901	7 604	6 366	8 045	6 827	8 196	5 854	City	
-	-	-	-	-	-	-	-	Village	
7 945	**7 268**	**7 302**	**6 882**	**7 335**	**6 695**	**7 916**	**7 861**	**Total**	Sakarya TR422
7 945	7 268	7 302	6 882	7 335	6 695	7 916	7 861	City	
-	-	-	-	-	-	-	-	Village	
3 279	**3 634**	**2 977**	**3 531**	**3 010**	**3 319**	**3 801**	**4 890**	**Total**	General
3 279	3 634	2 977	3 531	3 010	3 319	3 801	4 890	City	
-	-	-	-	-	-	-	-	Village	
4 666	**3 634**	**4 325**	**3 351**	**4 325**	**3 376**	**4 115**	**2 971**	**Total**	Vocational and technical
4 666	3 634	4 325	3 351	4 325	3 376	4 115	2 971	City	
-	-	-	-	-	-	-	-	Village	

Note. Open education students are included.

2.13 İstatistiki Bölge Birimleri Sınıflaması 3. düzey, yerleşim yeri ve doğum yıllarına göre ortaöğretimde öğrenci sayısı (devam)

[2016/'17 öğretim yılı]

					Doğum Yılları - Year of Birth			
		Toplam - Total			**2003 ve Sonraki Doğumlular** Born in 2003 and After		**2002**	
İBBS 3. Düzey		**Toplam** Total	**Erkek** Male	**Kadın** Female	**Erkek** Male	**Kadın** Female	**Erkek** Male	**Kadın** Female
TR423 Düzce	**Toplam**	**26 485**	**13 621**	**12 864**	**9**	**19**	**2 348**	**2 387**
	Şehir	26 112	13 411	12 701	9	18	2 316	2 367
	Köy	373	210	163	-	1	32	20
Genel	**Toplam**	**12 156**	**5 828**	**6 328**	**6**	**6**	**891**	**1 100**
	Şehir	12 082	5 783	6 299	6	5	886	1 100
	Köy	74	45	29	-	1	5	-
Mesleki ve teknik	**Toplam**	**14 329**	**7 793**	**6 536**	**3**	**13**	**1 457**	**1 287**
	Şehir	14 030	7 628	6 402	3	13	1 430	1 267
	Köy	299	165	134	-	-	27	20
TR424 Bolu	**Toplam**	**20 255**	**11 298**	**8 957**	**10**	**13**	**2 093**	**1 559**
	Şehir	20 187	11 255	8 932	10	13	2 081	1 558
	Köy	68	43	25	-	-	12	1
Genel	**Toplam**	**9 671**	**4 496**	**5 175**	**3**	**7**	**715**	**823**
	Şehir	9 671	4 496	5 175	3	7	715	823
	Köy	-	-	-	-	-	-	-
Mesleki ve teknik	**Toplam**	**10 584**	**6 802**	**3 782**	**7**	**6**	**1 378**	**736**
	Şehir	10 516	6 759	3 757	7	6	1 366	735
	Köy	68	43	25	-	-	12	1
TR425 Yalova	**Toplam**	**15 994**	**8 419**	**7 575**	**12**	**9**	**1 377**	**1 268**
	Şehir	14 045	7 207	6 838	11	7	1 065	1 103
	Köy	1 949	1 212	737	1	2	312	165
Genel	**Toplam**	**9 312**	**4 733**	**4 579**	**4**	**5**	**658**	**719**
	Şehir	8 159	4 220	3 939	4	4	535	578
	Köy	1 153	513	640	-	1	123	141
Mesleki ve teknik	**Toplam**	**6 682**	**3 686**	**2 996**	**8**	**4**	**719**	**549**
	Şehir	5 886	2 987	2 899	7	3	530	525
	Köy	796	699	97	1	1	189	24
TR510 Ankara	**Toplam**	**381 368**	**199 849**	**181 519**	**108**	**145**	**33 023**	**32 233**
	Şehir	381 368	199 849	181 519	108	145	33 023	32 233
	Köy	-	-	-	-	-	-	-
Genel	**Toplam**	**217 857**	**110 108**	**107 749**	**56**	**79**	**17 100**	**19 051**
	Şehir	217 857	110 108	107 749	56	79	17 100	19 051
	Köy	-	-	-	-	-	-	-
Mesleki ve teknik	**Toplam**	**163 511**	**89 741**	**73 770**	**52**	**66**	**15 923**	**13 182**
	Şehir	163 511	89 741	73 770	52	66	15 923	13 182
	Köy	-	-	-	-	-	-	-
TR521 Konya	**Toplam**	**171 348**	**90 757**	**80 591**	**66**	**109**	**15 212**	**15 144**
	Şehir	171 348	90 757	80 591	66	109	15 212	15 144
	Köy	-	-	-	-	-	-	-
Genel	**Toplam**	**84 244**	**45 339**	**38 905**	**25**	**48**	**6 581**	**6 624**
	Şehir	84 244	45 339	38 905	25	48	6 581	6 624
	Köy	-	-	-	-	-	-	-
Mesleki ve teknik	**Toplam**	**87 104**	**45 418**	**41 686**	**41**	**61**	**8 631**	**8 520**
	Şehir	87 104	45 418	41 686	41	61	8 631	8 520
	Köy	-	-	-	-	-	-	-

Not. Açıköğretim öğrencileri dahil edilmiştir.

2.13 Number of students in secondary education by year of birth and setlement place according to Statistical Regions Level 3 (continued)

[The educational year 2016/'17]

Doğum Yılları - Year of Birth									
2001		**2000**		**1999**		**1998 ve Önceki Doğumlular** Born in 1998 and Before			
Erkek Male	**Kadın** Female	**Erkek** Male	**Kadın** Female	**Erkek** Male	**Kadın** Female	**Erkek** Male	**Kadın** Female		SR Level 3
2 798	**2 729**	**2 820**	**2 606**	**2 735**	**2 289**	**2 911**	**2 834**	**Total**	Düzce TR423
2 741	2 671	2 757	2 561	2 694	2 260	2 894	2 824	City	
57	58	63	45	41	29	17	10	Village	
1 082	**1 284**	**1 166**	**1 242**	**1 014**	**1 082**	**1 669**	**1 614**	**Total**	General
1 072	1 277	1 152	1 231	1 000	1 072	1 667	1 614	City	
10	7	14	11	14	10	2	-	Village	
1 716	**1 445**	**1 654**	**1 364**	**1 721**	**1 207**	**1 242**	**1 220**	**Total**	Vocational and technical
1 669	1 394	1 605	1 330	1 694	1 188	1 227	1 210	City	
47	51	49	34	27	19	15	10	Village	
2 420	**1 918**	**2 403**	**1 805**	**2 363**	**1 860**	**2 009**	**1 802**	**Total**	Bolu TR424
2 410	1 906	2 391	1 802	2 356	1 851	2 007	1 802	City	
10	12	12	3	7	9	2	-	Village	
836	**1 035**	**864**	**1 023**	**937**	**964**	**1 141**	**1 323**	**Total**	General
836	1 035	864	1 023	937	964	1 141	1 323	City	
-	-	-	-	-	-	-	-	Village	
1 584	**883**	**1 539**	**782**	**1 426**	**896**	**868**	**479**	**Total**	Vocational and technical
1 574	871	1 527	779	1 419	887	866	479	City	
10	12	12	3	7	9	2	-	Village	
1 690	**1 497**	**1 632**	**1 452**	**1 685**	**1 576**	**2 023**	**1 773**	**Total**	Yalova TR425
1 366	1 276	1 343	1 273	1 450	1 423	1 972	1 756	City	
324	221	289	179	235	153	51	17	Village	
938	**884**	**894**	**865**	**892**	**901**	**1 347**	**1 205**	**Total**	General
792	693	766	704	789	763	1 334	1 197	City	
146	191	128	161	103	138	13	8	Village	
752	**613**	**738**	**587**	**793**	**675**	**676**	**568**	**Total**	Vocational and technical
574	583	577	569	661	660	638	559	City	
178	30	161	18	132	15	38	9	Village	
39 262	**36 831**	**39 798**	**37 613**	**40 492**	**35 933**	**47 166**	**38 764**	**Total**	Ankara TR510
39 262	36 831	39 798	37 613	40 492	35 933	47 166	38 764	City	
-	-	-	-	-	-	-	-	Village	
19 765	**20 628**	**20 417**	**20 858**	**18 912**	**18 304**	**33 858**	**28 829**	**Total**	General
19 765	20 628	20 417	20 858	18 912	18 304	33 858	28 829	City	
-	-	-	-	-	-	-	-	Village	
19 497	**16 203**	**19 381**	**16 755**	**21 580**	**17 629**	**13 308**	**9 935**	**Total**	Vocational and technical
19 497	16 203	19 381	16 755	21 580	17 629	13 308	9 935	City	
-	-	-	-	-	-	-	-	Village	
17 869	**16 803**	**17 632**	**17 169**	**20 083**	**15 572**	**19 895**	**15 794**	**Total**	Konya TR521
17 869	16 803	17 632	17 169	20 083	15 572	19 895	15 794	City	
-	-	-	-	-	-	-	-	Village	
7 772	**7 163**	**8 464**	**7 712**	**7 851**	**6 657**	**14 646**	**10 701**	**Total**	General
7 772	7 163	8 464	7 712	7 851	6 657	14 646	10 701	City	
-	-	-	-	-	-	-	-	Village	
10 097	**9 640**	**9 168**	**9 457**	**12 232**	**8 915**	**5 249**	**5 093**	**Total**	Vocational and technical
10 097	9 640	9 168	9 457	12 232	8 915	5 249	5 093	City	
-	-	-	-	-	-	-	-	Village	

Note. Open education students are included.

2.13 İstatistiki Bölge Birimleri Sınıflaması 3. düzey, yerleşim yeri ve doğum yıllarına göre ortaöğretimde öğrenci sayısı (devam)

[2016/'17 öğretim yılı]

					Doğum Yılları - Year of Birth			
		Toplam - Total			**2003 ve Sonraki Doğumlular** Born in 2003 and After		**2002**	
İBBS 3. Düzey		**Toplam** Total	**Erkek** Male	**Kadın** Female	**Erkek** Male	**Kadın** Female	**Erkek** Male	**Kadın** Female
TR522 Karaman	**Toplam**	**20 528**	**10 461**	**10 067**	**13**	**16**	**1 796**	**1 744**
	Şehir	20 240	10 327	9 913	13	16	1 760	1 715
	Köy	288	134	154	-	-	36	29
Genel	**Toplam**	**12 250**	**5 989**	**6 261**	**7**	**10**	**978**	**1 110**
	Şehir	12 250	5 989	6 261	7	10	978	1 110
	Köy	-	-	-	-	-	-	-
Mesleki ve teknik	**Toplam**	**8 278**	**4 472**	**3 806**	**6**	**6**	**818**	**634**
	Şehir	7 990	4 338	3 652	6	6	782	605
	Köy	288	134	154	-	-	36	29
TR611 Antalya	**Toplam**	**168 895**	**89 409**	**79 486**	**60**	**68**	**13 040**	**13 172**
	Şehir	168 895	89 409	79 486	60	68	13 040	13 172
	Köy	-	-	-	-	-	-	-
Genel	**Toplam**	**105 578**	**54 351**	**51 227**	**32**	**43**	**7 191**	**8 410**
	Şehir	105 578	54 351	51 227	32	43	7 191	8 410
	Köy	-	-	-	-	-	-	-
Mesleki ve teknik	**Toplam**	**63 317**	**35 058**	**28 259**	**28**	**25**	**5 849**	**4 762**
	Şehir	63 317	35 058	28 259	28	25	5 849	4 762
	Köy	-	-	-	-	-	-	-
TR612 Isparta	**Toplam**	**29 577**	**15 222**	**14 355**	**11**	**11**	**2 457**	**2 504**
	Şehir	29 284	15 071	14 213	10	10	2 388	2 427
	Köy	293	151	142	1	1	69	77
Genel	**Toplam**	**16 223**	**7 927**	**8 296**	**8**	**6**	**1 233**	**1 453**
	Şehir	15 930	7 776	8 154	7	5	1 164	1 376
	Köy	293	151	142	1	1	69	77
Mesleki ve teknik	**Toplam**	**13 354**	**7 295**	**6 059**	**3**	**5**	**1 224**	**1 051**
	Şehir	13 354	7 295	6 059	3	5	1 224	1 051
	Köy	-	-	-	-	-	-	-
TR613 Burdur	**Toplam**	**18 195**	**9 919**	**8 276**	**5**	**13**	**1 294**	**1 248**
	Şehir	17 853	9 746	8 107	5	13	1 257	1 201
	Köy	342	173	169	-	-	37	47
Genel	**Toplam**	**10 090**	**4 913**	**5 177**	**2**	**9**	**668**	**779**
	Şehir	9 748	4 740	5 008	2	9	631	732
	Köy	342	173	169	-	-	37	47
Mesleki ve teknik	**Toplam**	**8 105**	**5 006**	**3 099**	**3**	**4**	**626**	**469**
	Şehir	8 105	5 006	3 099	3	4	626	469
	Köy	-	-	-	-	-	-	-
TR621 Adana	**Toplam**	**166 845**	**88 966**	**77 879**	**83**	**141**	**13 774**	**13 378**
	Şehir	166 845	88 966	77 879	83	141	13 774	13 378
	Köy	-	-	-	-	-	-	-
Genel	**Toplam**	**94 264**	**47 146**	**47 118**	**37**	**84**	**7 536**	**8 296**
	Şehir	94 264	47 146	47 118	37	84	7 536	8 296
	Köy	-	-	-	-	-	-	-
Mesleki ve teknik	**Toplam**	**72 581**	**41 820**	**30 761**	**46**	**57**	**6 238**	**5 082**
	Şehir	72 581	41 820	30 761	46	57	6 238	5 082
	Köy	-	-	-	-	-	-	-

Not. Açıköğretim öğrencileri dahil edilmiştir.

2.13 Number of students in secondary education by year of birth and setlement place according to Statistical Regions Level 3 (continued)
[The educational year 2016/'17]

Doğum Yılları - Year of Birth									
2001		2000		1999		1998 ve Önceki Doğumlular Born in 1998 and Before			
Erkek Male	**Kadın** Female	**Erkek** Male	**Kadın** Female	**Erkek** Male	**Kadın** Female	**Erkek** Male	**Kadın** Female		SR Level 3
2 051	**2 064**	**1 980**	**2 050**	**2 343**	**2 155**	**2 278**	**2 038**	**Total**	Karaman TR522
2 017	2 025	1 959	2 023	2 309	2 104	2 269	2 030	City	
34	39	21	27	34	51	9	8	Village	
1 099	**1 252**	**1 033**	**1 170**	**1 092**	**1 182**	**1 780**	**1 537**	**Total**	General
1 099	1 252	1 033	1 170	1 092	1 182	1 780	1 537	City	
-	-	-	-	-	-	-	-	Village	
952	**812**	**947**	**880**	**1 251**	**973**	**498**	**501**	**Total**	Vocational and technical
918	773	926	853	1 217	922	489	493	City	
34	39	21	27	34	51	9	8	Village	
16 971	**15 889**	**16 777**	**16 030**	**18 076**	**15 217**	**24 485**	**19 110**	**Total**	Antalya TR611
16 971	15 889	16 777	16 030	18 076	15 217	24 485	19 110	City	
-	-	-	-	-	-	-	-	Village	
9 296	**9 561**	**9 499**	**9 814**	**8 904**	**8 843**	**19 429**	**14 556**	**Total**	General
9 296	9 561	9 499	9 814	8 904	8 843	19 429	14 556	City	
-	-	-	-	-	-	-	-	Village	
7 675	**6 328**	**7 278**	**6 216**	**9 172**	**6 374**	**5 056**	**4 554**	**Total**	Vocational and technical
7 675	6 328	7 278	6 216	9 172	6 374	5 056	4 554	City	
-	-	-	-	-	-	-	-	Village	
3 196	**2 971**	**3 110**	**2 985**	**3 272**	**3 244**	**3 176**	**2 640**	**Total**	Isparta TR612
3 159	2 941	3 086	2 963	3 257	3 234	3 171	2 638	City	
37	30	24	22	15	10	5	2	Village	
1 562	**1 694**	**1 488**	**1 707**	**1 469**	**1 606**	**2 167**	**1 830**	**Total**	General
1 525	1 664	1 464	1 685	1 454	1 596	2 162	1 828	City	
37	30	24	22	15	10	5	2	Village	
1 634	**1 277**	**1 622**	**1 278**	**1 803**	**1 638**	**1 009**	**810**	**Total**	Vocational and technical
1 634	1 277	1 622	1 278	1 803	1 638	1 009	810	City	
-	-	-	-	-	-	-	-	Village	
1 999	**1 819**	**1 884**	**1 760**	**2 911**	**1 934**	**1 826**	**1 502**	**Total**	Burdur TR613
1 953	1 768	1 828	1 718	2 888	1 909	1 815	1 498	City	
46	51	56	42	23	25	11	4	Village	
1 071	**1 134**	**999**	**1 109**	**886**	**1 029**	**1 287**	**1 117**	**Total**	General
1 025	1 083	943	1 067	863	1 004	1 276	1 113	City	
46	51	56	42	23	25	11	4	Village	
928	**685**	**885**	**651**	**2 025**	**905**	**539**	**385**	**Total**	Vocational and technical
928	685	885	651	2 025	905	539	385	City	
-	-	-	-	-	-	-	-	Village	
17 674	**16 463**	**17 895**	**16 580**	**18 204**	**16 071**	**21 336**	**15 246**	**Total**	Adana TR621
17 674	16 463	17 895	16 580	18 204	16 071	21 336	15 246	City	
-	-	-	-	-	-	-	-	Village	
9 333	**9 993**	**9 570**	**10 211**	**8 486**	**8 939**	**12 184**	**9 595**	**Total**	General
9 333	9 993	9 570	10 211	8 486	8 939	12 184	9 595	City	
-	-	-	-	-	-	-	-	Village	
8 341	**6 470**	**8 325**	**6 369**	**9 718**	**7 132**	**9 152**	**5 651**	**Total**	Vocational and technical
8 341	6 470	8 325	6 369	9 718	7 132	9 152	5 651	City	
-	-	-	-	-	-	-	-	Village	

Note. Open education students are included.

2.13 İstatistiki Bölge Birimleri Sınıflaması 3. düzey, yerleşim yeri ve doğum yıllarına göre ortaöğretimde öğrenci sayısı (devam)

[2016/'17 öğretim yılı]

					Doğum Yılları - Year of Birth			
		Toplam - Total			**2003 ve Sonraki Doğumlular** Born in 2003 and After		**2002**	
İBBS 3. Düzey		**Toplam** Total	**Erkek** Male	**Kadın** Female	**Erkek** Male	**Kadın** Female	**Erkek** Male	**Kadın** Female
TR622 Mersin	**Toplam**	**132 167**	**69 776**	**62 391**	**134**	**152**	**11 336**	**10 857**
	Şehir	132 167	69 776	62 391	134	152	11 336	10 857
	Köy	-	-	-	-	-	-	-
Genel	**Toplam**	**71 219**	**35 746**	**35 473**	**58**	**75**	**5 636**	**6 285**
	Şehir	71 219	35 746	35 473	58	75	5 636	6 285
	Köy	-	-	-	-	-	-	-
Mesleki ve teknik	**Toplam**	**60 948**	**34 030**	**26 918**	**76**	**77**	**5 700**	**4 572**
	Şehir	60 948	34 030	26 918	76	77	5 700	4 572
	Köy	-	-	-	-	-	-	-
TR631 Hatay	**Toplam**	**121 360**	**64 187**	**57 173**	**64**	**117**	**11 509**	**11 443**
	Şehir	121 360	64 187	57 173	64	117	11 509	11 443
	Köy	-	-	-	-	-	-	-
Genel	**Toplam**	**65 550**	**33 355**	**32 195**	**23**	**59**	**5 465**	**6 196**
	Şehir	65 550	33 355	32 195	23	59	5 465	6 196
	Köy	-	-	-	-	-	-	-
Mesleki ve teknik	**Toplam**	**55 810**	**30 832**	**24 978**	**41**	**58**	**6 044**	**5 247**
	Şehir	55 810	30 832	24 978	41	58	6 044	5 247
	Köy	-	-	-	-	-	-	-
TR632 Kahramanmaraş	**Toplam**	**91 709**	**49 026**	**42 683**	**118**	**151**	**7 957**	**7 961**
	Şehir	91 709	49 026	42 683	118	151	7 957	7 961
	Köy	-	-	-	-	-	-	-
Genel	**Toplam**	**44 035**	**22 922**	**21 113**	**28**	**36**	**3 232**	**3 720**
	Şehir	44 035	22 922	21 113	28	36	3 232	3 720
	Köy	-	-	-	-	-	-	-
Mesleki ve teknik	**Toplam**	**47 674**	**26 104**	**21 570**	**90**	**115**	**4 725**	**4 241**
	Şehir	47 674	26 104	21 570	90	115	4 725	4 241
	Köy	-	-	-	-	-	-	-
TR633 Osmaniye	**Toplam**	**43 432**	**22 934**	**20 498**	**24**	**22**	**2 925**	**3 228**
	Şehir	43 140	22 754	20 386	24	22	2 886	3 211
	Köy	292	180	112	-	-	39	17
Genel	**Toplam**	**22 066**	**11 031**	**11 035**	**7**	**10**	**1 320**	**1 792**
	Şehir	22 066	11 031	11 035	7	10	1 320	1 792
	Köy	-	-	-	-	-	-	-
Mesleki ve teknik	**Toplam**	**21 366**	**11 903**	**9 463**	**17**	**12**	**1 605**	**1 436**
	Şehir	21 074	11 723	9 351	17	12	1 566	1 419
	Köy	292	180	112	-	-	39	17
TR711 Kırıkkale	**Toplam**	**20 905**	**11 083**	**9 822**	**4**	**11**	**1 754**	**1 693**
	Şehir	20 483	10 875	9 608	4	10	1 713	1 645
	Köy	422	208	214	-	1	41	48
Genel	**Toplam**	**9 639**	**4 571**	**5 068**	**3**	**5**	**740**	**815**
	Şehir	9 583	4 537	5 046	3	5	733	809
	Köy	56	34	22	-	-	7	6
Mesleki ve teknik	**Toplam**	**11 266**	**6 512**	**4 754**	**1**	**6**	**1 014**	**878**
	Şehir	10 900	6 338	4 562	1	5	980	836
	Köy	366	174	192	-	1	34	42

Not. Açıköğretim öğrencileri dahil edilmiştir.

2.13 Number of students in secondary education by year of birth and setlement place according to Statistical Regions Level 3 (continued)
[The educational year 2016/'17]

Doğum Yılları - Year of Birth									
2001		2000		1999		1998 ve Önceki Doğumlular Born in 1998 and Before			
Erkek Male	**Kadın** Female	**Erkek** Male	**Kadın** Female	**Erkek** Male	**Kadın** Female	**Erkek** Male	**Kadın** Female		SR Level 3
14 269	**12 984**	**14 229**	**13 473**	**14 822**	**12 735**	**14 986**	**12 190**	**Total**	Mersin TR622
14 269	12 984	14 229	13 473	14 822	12 735	14 986	12 190	City	
-	-	-	-	-	-	-	-	Village	
7 097	**7 349**	**7 252**	**7 460**	**6 516**	**6 561**	**9 187**	**7 743**	**Total**	General
7 097	7 349	7 252	7 460	6 516	6 561	9 187	7 743	City	
-	-	-	-	-	-	-	-	Village	
7 172	**5 635**	**6 977**	**6 013**	**8 306**	**6 174**	**5 799**	**4 447**	**Total**	Vocational and technical
7 172	5 635	6 977	6 013	8 306	6 174	5 799	4 447	City	
-	-	-	-	-	-	-	-	Village	
13 516	**12 443**	**13 274**	**12 206**	**12 591**	**11 149**	**13 233**	**9 815**	**Total**	Hatay TR631
13 516	12 443	13 274	12 206	12 591	11 149	13 233	9 815	City	
-	-	-	-	-	-	-	-	Village	
6 339	**6 574**	**6 662**	**6 732**	**5 927**	**5 949**	**8 939**	**6 685**	**Total**	General
6 339	6 574	6 662	6 732	5 927	5 949	8 939	6 685	City	
-	-	-	-	-	-	-	-	Village	
7 177	**5 869**	**6 612**	**5 474**	**6 664**	**5 200**	**4 294**	**3 130**	**Total**	Vocational and technical
7 177	5 869	6 612	5 474	6 664	5 200	4 294	3 130	City	
-	-	-	-	-	-	-	-	Village	
10 131	**9 159**	**10 103**	**9 147**	**9 615**	**7 862**	**11 102**	**8 403**	**Total**	KahramanmaraşTR632
10 131	9 159	10 103	9 147	9 615	7 862	11 102	8 403	City	
-	-	-	-	-	-	-	-	Village	
4 458	**4 450**	**4 386**	**4 201**	**3 589**	**3 270**	**7 229**	**5 436**	**Total**	General
4 458	4 450	4 386	4 201	3 589	3 270	7 229	5 436	City	
-	-	-	-	-	-	-	-	Village	
5 673	**4 709**	**5 717**	**4 946**	**6 026**	**4 592**	**3 873**	**2 967**	**Total**	Vocational and technical
5 673	4 709	5 717	4 946	6 026	4 592	3 873	2 967	City	
-	-	-	-	-	-	-	-	Village	
4 664	**4 464**	**4 936**	**4 607**	**5 043**	**4 404**	**5 342**	**3 773**	**Total**	Osmaniye TR633
4 613	4 430	4 895	4 580	5 020	4 387	5 316	3 756	City	
51	34	41	27	23	17	26	17	Village	
2 213	**2 444**	**2 333**	**2 426**	**2 177**	**2 135**	**2 981**	**2 228**	**Total**	General
2 213	2 444	2 333	2 426	2 177	2 135	2 981	2 228	City	
-	-	-	-	-	-	-	-	Village	
2 451	**2 020**	**2 603**	**2 181**	**2 866**	**2 269**	**2 361**	**1 545**	**Total**	Vocational and technical
2 400	1 986	2 562	2 154	2 843	2 252	2 335	1 528	City	
51	34	41	27	23	17	26	17	Village	
2 213	**2 106**	**2 287**	**2 190**	**2 378**	**1 994**	**2 447**	**1 828**	**Total**	KırıkkaleTR711
2 145	2 061	2 238	2 128	2 337	1 946	2 438	1 818	City	
68	45	49	62	41	48	9	10	Village	
888	**1 016**	**915**	**1 045**	**815**	**933**	**1 210**	**1 254**	**Total**	General
877	1 004	907	1 041	808	933	1 209	1 254	City	
11	12	8	4	7	-	1	-	Village	
1 325	**1 090**	**1 372**	**1 145**	**1 563**	**1 061**	**1 237**	**574**	**Total**	Vocational and technical
1 268	1 057	1 331	1 087	1 529	1 013	1 229	564	City	
57	33	41	58	34	48	8	10	Village	

Note. Open education students are included.

2.13 İstatistiki Bölge Birimleri Sınıflaması 3. düzey, yerleşim yeri ve doğum yıllarına göre ortaöğretimde öğrenci sayısı (devam)

[2016/'17 öğretim yılı]

					Doğum Yılları - Year of Birth			
		Toplam - Total			**2003 ve Sonraki Doğumlular** Born in 2003 and After		**2002**	
İBBS 3. Düzey		**Toplam** Total	**Erkek** Male	**Kadın** Female	**Erkek** Male	**Kadın** Female	**Erkek** Male	**Kadın** Female
TR712 Aksaray	**Toplam**	**30 821**	**16 631**	**14 190**	**369**	**22**	**3 264**	**2 733**
	Şehir	28 901	15 724	13 177	369	22	3 019	2 509
	Köy	1 920	907	1 013	-	-	245	224
Genel	**Toplam**	**17 094**	**8 256**	**8 838**	**3**	**6**	**1 357**	**1 575**
	Şehir	15 700	7 612	8 088	3	6	1 171	1 402
	Köy	1 394	644	750	-	-	186	173
Mesleki ve teknik	**Toplam**	**13 727**	**8 375**	**5 352**	**366**	**16**	**1 907**	**1 158**
	Şehir	13 201	8 112	5 089	366	16	1 848	1 107
	Köy	526	263	263	-	-	59	51
TR713 Niğde	**Toplam**	**25 143**	**12 978**	**12 165**	**10**	**30**	**2 389**	**2 518**
	Şehir	24 272	12 524	11 748	10	28	2 282	2 427
	Köy	871	454	417	-	2	107	91
Genel	**Toplam**	**14 264**	**6 917**	**7 347**	**4**	**21**	**1 204**	**1 534**
	Şehir	14 176	6 881	7 295	4	19	1 190	1 522
	Köy	88	36	52	-	2	14	12
Mesleki ve teknik	**Toplam**	**10 879**	**6 061**	**4 818**	**6**	**9**	**1 185**	**984**
	Şehir	10 096	5 643	4 453	6	9	1 092	905
	Köy	783	418	365	-	-	93	79
TR714 Nevşehir	**Toplam**	**20 614**	**10 977**	**9 637**	**4**	**7**	**2 004**	**1 768**
	Şehir	19 741	10 499	9 242	4	7	1 879	1 672
	Köy	873	478	395	-	-	125	96
Genel	**Toplam**	**11 249**	**5 609**	**5 640**	**2**	**4**	**975**	**1 021**
	Şehir	10 492	5 224	5 268	2	4	870	930
	Köy	757	385	372	-	-	105	91
Mesleki ve teknik	**Toplam**	**9 365**	**5 368**	**3 997**	**2**	**3**	**1 029**	**747**
	Şehir	9 249	5 275	3 974	2	3	1 009	742
	Köy	116	93	23	-	-	20	5
TR715 Kırşehir	**Toplam**	**16 216**	**8 551**	**7 665**	**10**	**4**	**1 361**	**1 384**
	Şehir	16 216	8 551	7 665	10	4	1 361	1 384
	Köy	-	-	-	-	-	-	-
Genel	**Toplam**	**8 587**	**4 150**	**4 437**	**5**	**1**	**653**	**810**
	Şehir	8 587	4 150	4 437	5	1	653	810
	Köy	-	-	-	-	-	-	-
Mesleki ve teknik	**Toplam**	**7 629**	**4 401**	**3 228**	**5**	**3**	**708**	**574**
	Şehir	7 629	4 401	3 228	5	3	708	574
	Köy	-	-	-	-	-	-	-
TR721 Kayseri	**Toplam**	**110 758**	**58 426**	**52 332**	**55**	**57**	**9 525**	**9 345**
	Şehir	110 758	58 426	52 332	55	57	9 525	9 345
	Köy	-	-	-	-	-	-	-
Genel	**Toplam**	**56 316**	**27 933**	**28 383**	**17**	**15**	**3 976**	**4 766**
	Şehir	56 316	27 933	28 383	17	15	3 976	4 766
	Köy	-	-	-	-	-	-	-
Mesleki ve teknik	**Toplam**	**54 442**	**30 493**	**23 949**	**38**	**42**	**5 549**	**4 579**
	Şehir	54 442	30 493	23 949	38	42	5 549	4 579
	Köy	-	-	-	-	-	-	-

Not. Açıköğretim öğrencileri dahil edilmiştir.

2.13 Number of students in secondary education by year of birth and setlement place according to Statistical Regions Level 3 (continued)
[The educational year 2016/'17]

Doğum Yılları - Year of Birth									
2001		2000		1999		1998 ve Önceki Doğumlular Born in 1998 and Before			
Erkek Male	Kadın Female	Erkek Male	Kadın Female	Erkek Male	Kadın Female	Erkek Male	Kadın Female		SR Level 3
3 548	**3 052**	**2 992**	**2 965**	**3 240**	**2 662**	**3 218**	**2 756**	**Total**	Aksaray TR712
3 314	2 730	2 786	2 706	3 061	2 495	3 175	2 715	City	
234	322	206	259	179	167	43	41	Village	
1 572	**1 800**	**1 475**	**1 812**	**1 413**	**1 496**	**2 436**	**2 149**	**Total**	General
1 416	1 551	1 326	1 614	1 286	1 386	2 410	2 129	City	
156	249	149	198	127	110	26	20	Village	
1 976	**1 252**	**1 517**	**1 153**	**1 827**	**1 166**	**782**	**607**	**Total**	Vocational and technical
1 898	1 179	1 460	1 092	1 775	1 109	765	586	City	
78	73	57	61	52	57	17	21	Village	
2 671	**2 668**	**2 650**	**2 662**	**2 795**	**2 376**	**2 463**	**1 911**	**Total**	Niğde TR713
2 569	2 566	2 544	2 552	2 710	2 290	2 409	1 885	City	
102	102	106	110	85	86	54	26	Village	
1 341	**1 526**	**1 342**	**1 527**	**1 243**	**1 332**	**1 783**	**1 407**	**Total**	General
1 331	1 509	1 337	1 517	1 238	1 322	1 781	1 406	City	
10	17	5	10	5	10	2	1	Village	
1 330	**1 142**	**1 308**	**1 135**	**1 552**	**1 044**	**680**	**504**	**Total**	Vocational and technical
1 238	1 057	1 207	1 035	1 472	968	628	479	City	
92	85	101	100	80	76	52	25	Village	
2 159	**2 010**	**2 256**	**2 164**	**2 463**	**2 038**	**2 091**	**1 650**	**Total**	Nevşehir TR714
2 053	1 904	2 123	2 047	2 374	1 977	2 066	1 635	City	
106	106	133	117	89	61	25	15	Village	
978	**1 138**	**1 104**	**1 185**	**1 000**	**1 028**	**1 550**	**1 264**	**Total**	General
891	1 038	987	1 073	933	971	1 541	1 252	City	
87	100	117	112	67	57	9	12	Village	
1 181	**872**	**1 152**	**979**	**1 463**	**1 010**	**541**	**386**	**Total**	Vocational and technical
1 162	866	1 136	974	1 441	1 006	525	383	City	
19	6	16	5	22	4	16	3	Village	
1 816	**1 611**	**1 836**	**1 770**	**1 899**	**1 664**	**1 629**	**1 232**	**Total**	Kırşehir TR715
1 816	1 611	1 836	1 770	1 899	1 664	1 629	1 232	City	
-	-	-	-	-	-	-	-	Village	
900	**905**	**858**	**948**	**788**	**867**	**946**	**906**	**Total**	General
900	905	858	948	788	867	946	906	City	
-	-	-	-	-	-	-	-	Village	
916	**706**	**978**	**822**	**1 111**	**797**	**683**	**326**	**Total**	Vocational and technical
916	706	978	822	1 111	797	683	326	City	
-	-	-	-	-	-	-	-	Village	
11 695	**11 055**	**11 633**	**10 795**	**12 286**	**10 470**	**13 232**	**10 610**	**Total**	Kayseri TR721
11 695	11 055	11 633	10 795	12 286	10 470	13 232	10 610	City	
-	-	-	-	-	-	-	-	Village	
4 894	**5 332**	**5 251**	**5 597**	**5 193**	**5 141**	**8 602**	**7 532**	**Total**	General
4 894	5 332	5 251	5 597	5 193	5 141	8 602	7 532	City	
-	-	-	-	-	-	-	-	Village	
6 801	**5 723**	**6 382**	**5 198**	**7 093**	**5 329**	**4 630**	**3 078**	**Total**	Vocational and technical
6 801	5 723	6 382	5 198	7 093	5 329	4 630	3 078	City	
-	-	-	-	-	-	-	-	Village	

Note. Open education students are included.

2.13 İstatistiki Bölge Birimleri Sınıflaması 3. düzey, yerleşim yeri ve doğum yıllarına göre ortaöğretimde öğrenci sayısı (devam)

[2016/'17 öğretim yılı]

					Doğum Yılları - Year of Birth			
		Toplam - Total			**2003 ve Sonraki Doğumlular** Born in 2003 and After		**2002**	
İBBS 3. Düzey		**Toplam** Total	**Erkek** Male	**Kadın** Female	**Erkek** Male	**Kadın** Female	**Erkek** Male	**Kadın** Female
TR722 Sivas	**Toplam**	**47 759**	**25 009**	**22 750**	**22**	**24**	**4 208**	**4 187**
	Şehir	46 758	24 456	22 302	22	24	4 079	4 092
	Köy	1 001	553	448	-	-	129	95
Genel	**Toplam**	**26 613**	**13 279**	**13 334**	**15**	**15**	**2 011**	**2 285**
	Şehir	26 106	13 013	13 093	15	15	1 952	2 231
	Köy	507	266	241	-	-	59	54
Mesleki ve teknik	**Toplam**	**21 146**	**11 730**	**9 416**	**7**	**9**	**2 197**	**1 902**
	Şehir	20 652	11 443	9 209	7	9	2 127	1 861
	Köy	494	287	207	-	-	70	41
TR723 Yozgat	**Toplam**	**31 003**	**16 296**	**14 707**	**13**	**22**	**2 619**	**2 666**
	Şehir	30 567	15 978	14 589	12	22	2 580	2 647
	Köy	436	318	118	1	-	39	19
Genel	**Toplam**	**16 520**	**8 023**	**8 497**	**4**	**11**	**1 143**	**1 559**
	Şehir	16 520	8 023	8 497	4	11	1 143	1 559
	Köy	-	-	-	-	-	-	-
Mesleki ve teknik	**Toplam**	**14 483**	**8 273**	**6 210**	**9**	**11**	**1 476**	**1 107**
	Şehir	14 047	7 955	6 092	8	11	1 437	1 088
	Köy	436	318	118	1	-	39	19
TR811 Zonguldak	**Toplam**	**39 658**	**20 225**	**19 433**	**5**	**14**	**3 536**	**3 564**
	Şehir	37 174	19 084	18 090	5	14	3 299	3 263
	Köy	2 484	1 141	1 343	-	-	237	301
Genel	**Toplam**	**20 791**	**9 361**	**11 430**	**4**	**7**	**1 507**	**2 105**
	Şehir	20 136	9 088	11 048	4	7	1 442	1 996
	Köy	655	273	382	-	-	65	109
Mesleki ve teknik	**Toplam**	**18 867**	**10 864**	**8 003**	**1**	**7**	**2 029**	**1 459**
	Şehir	17 038	9 996	7 042	1	7	1 857	1 267
	Köy	1 829	868	961	-	-	172	192
TR812 Karabük	**Toplam**	**16 115**	**8 541**	**7 574**	**2**	**4**	**1 390**	**1 317**
	Şehir	15 896	8 445	7 451	2	4	1 375	1 281
	Köy	219	96	123	-	-	15	36
Genel	**Toplam**	**8 976**	**4 453**	**4 523**	**1**	**2**	**712**	**802**
	Şehir	8 976	4 453	4 523	1	2	712	802
	Köy	-	-	-	-	-	-	-
Mesleki ve teknik	**Toplam**	**7 139**	**4 088**	**3 051**	**1**	**2**	**678**	**515**
	Şehir	6 920	3 992	2 928	1	2	663	479
	Köy	219	96	123	-	-	15	36
TR813 Bartın	**Toplam**	**12 832**	**6 395**	**6 437**	**3**	**1**	**1 191**	**1 227**
	Şehir	11 654	5 773	5 881	3	1	1 075	1 142
	Köy	1 178	622	556	-	-	116	85
Genel	**Toplam**	**5 752**	**2 689**	**3 063**	**1**	**1**	**429**	**552**
	Şehir	5 752	2 689	3 063	1	1	429	552
	Köy	-	-	-	-	-	-	-
Mesleki ve teknik	**Toplam**	**7 080**	**3 706**	**3 374**	**2**	-	**762**	**675**
	Şehir	5 902	3 084	2 818	2	-	646	590
	Köy	1 178	622	556	-	-	116	85

Not. Açıköğretim öğrencileri dahil edilmiştir.

2.13 Number of students in secondary education by year of birth and setlement place according to Statistical Regions Level 3 (continued)
[The educational year 2016/'17]

Doğum Yılları - Year of Birth									
2001		2000		1999		1998 ve Önceki Doğumlular Born in 1998 and Before			
Erkek Male	**Kadın** Female	**Erkek** Male	**Kadın** Female	**Erkek** Male	**Kadın** Female	**Erkek** Male	**Kadın** Female		SR Level 3
4 902	**4 787**	**4 964**	**4 709**	**4 909**	**4 336**	**6 004**	**4 707**	**Total**	Sivas TR722
4 752	4 670	4 822	4 610	4 805	4 233	5 976	4 673	City	
150	117	142	99	104	103	28	34	Village	
2 299	**2 593**	**2 493**	**2 561**	**2 249**	**2 332**	**4 212**	**3 548**	**Total**	General
2 222	2 522	2 420	2 506	2 204	2 288	4 200	3 531	City	
77	71	73	55	45	44	12	17	Village	
2 603	**2 194**	**2 471**	**2 148**	**2 660**	**2 004**	**1 792**	**1 159**	**Total**	Vocational and technical
2 530	2 148	2 402	2 104	2 601	1 945	1 776	1 142	City	
73	46	69	44	59	59	16	17	Village	
3 280	**3 100**	**3 421**	**3 301**	**3 448**	**2 927**	**3 515**	**2 691**	**Total**	Yozgat TR723
3 188	3 074	3 342	3 275	3 367	2 895	3 489	2 676	City	
92	26	79	26	81	32	26	15	Village	
1 420	**1 689**	**1 469**	**1 875**	**1 433**	**1 556**	**2 554**	**1 807**	**Total**	General
1 420	1 689	1 469	1 875	1 433	1 556	2 554	1 807	City	
-	-	-	-	-	-	-	-	Village	
1 860	**1 411**	**1 952**	**1 426**	**2 015**	**1 371**	**961**	**884**	**Total**	Vocational and technical
1 768	1 385	1 873	1 400	1 934	1 339	935	869	City	
92	26	79	26	81	32	26	15	Village	
4 294	**4 064**	**4 051**	**3 813**	**4 337**	**4 014**	**4 002**	**3 964**	**Total**	Zonguldak TR811
3 976	3 679	3 776	3 501	4 104	3 727	3 924	3 906	City	
318	385	275	312	233	287	78	58	Village	
1 849	**2 277**	**1 878**	**2 195**	**1 749**	**2 130**	**2 374**	**2 716**	**Total**	General
1 783	2 157	1 801	2 123	1 695	2 054	2 363	2 711	City	
66	120	77	72	54	76	11	5	Village	
2 445	**1 787**	**2 173**	**1 618**	**2 588**	**1 884**	**1 628**	**1 248**	**Total**	Vocational and technical
2 193	1 522	1 975	1 378	2 409	1 673	1 561	1 195	City	
252	265	198	240	179	211	67	53	Village	
1 640	**1 516**	**1 737**	**1 512**	**1 749**	**1 632**	**2 023**	**1 593**	**Total**	Karabük TR812
1 611	1 485	1 714	1 484	1 726	1 611	2 017	1 586	City	
29	31	23	28	23	21	6	7	Village	
792	**887**	**825**	**840**	**796**	**879**	**1 327**	**1 113**	**Total**	General
792	887	825	840	796	879	1 327	1 113	City	
-	-	-	-	-	-	-	-	Village	
848	**629**	**912**	**672**	**953**	**753**	**696**	**480**	**Total**	Vocational and technical
819	598	889	644	930	732	690	473	City	
29	31	23	28	23	21	6	7	Village	
1 332	**1 400**	**1 306**	**1 239**	**1 391**	**1 282**	**1 172**	**1 288**	**Total**	Bartın TR813
1 186	1 252	1 147	1 082	1 255	1 149	1 107	1 255	City	
146	148	159	157	136	133	65	33	Village	
487	**603**	**515**	**546**	**470**	**523**	**787**	**838**	**Total**	General
487	603	515	546	470	523	787	838	City	
-	-	-	-	-	-	-	-	Village	
845	**797**	**791**	**693**	**921**	**759**	**385**	**450**	**Total**	Vocational and technical
699	649	632	536	785	626	320	417	City	
146	148	159	157	136	133	65	33	Village	

Note. Open education students are included.

2.13 İstatistiki Bölge Birimleri Sınıflaması 3. düzey, yerleşim yeri ve doğum yıllarına göre ortaöğretimde öğrenci sayısı (devam)

[2016/'17 öğretim yılı]

					Doğum Yılları - Year of Birth			
		Toplam - Total			**2003 ve Sonraki Doğumlular** Born in 2003 and After		**2002**	
İBBS 3. Düzey		**Toplam** Total	**Erkek** Male	**Kadın** Female	**Erkek** Male	**Kadın** Female	**Erkek** Male	**Kadın** Female
TR821 Kastamonu	**Toplam**	**23 331**	**11 805**	**11 526**	**11**	**19**	**1 997**	**1 995**
	Şehir	23 076	11 686	11 390	11	18	1 975	1 972
	Köy	255	119	136	-	1	22	23
Genel	**Toplam**	**11 514**	**5 178**	**6 336**	**4**	**11**	**694**	**968**
	Şehir	11 514	5 178	6 336	4	11	694	968
	Köy	-	-	-	-	-	-	-
Mesleki ve teknik	**Toplam**	**11 817**	**6 627**	**5 190**	**7**	**8**	**1 303**	**1 027**
	Şehir	11 562	6 508	5 054	7	7	1 281	1 004
	Köy	255	119	136	-	1	22	23
TR822 Çankırı	**Toplam**	**11 185**	**6 000**	**5 185**	**4**	**1**	**936**	**877**
	Şehir	11 185	6 000	5 185	4	1	936	877
	Köy	-	-	-	-	-	-	-
Genel	**Toplam**	**5 868**	**2 833**	**3 035**	**1**	**1**	**356**	**440**
	Şehir	5 868	2 833	3 035	1	1	356	440
	Köy	-	-	-	-	-	-	-
Mesleki ve teknik	**Toplam**	**5 317**	**3 167**	**2 150**	**3**	-	**580**	**437**
	Şehir	5 317	3 167	2 150	3	-	580	437
	Köy	-	-	-	-	-	-	-
TR823 Sinop	**Toplam**	**13 296**	**6 881**	**6 415**	**9**	**8**	**1 144**	**1 170**
	Şehir	13 296	6 881	6 415	9	8	1 144	1 170
	Köy	-	-	-	-	-	-	-
Genel	**Toplam**	**7 323**	**3 522**	**3 801**	-	**3**	**517**	**667**
	Şehir	7 323	3 522	3 801	-	3	517	667
	Köy	-	-	-	-	-	-	-
Mesleki ve teknik	**Toplam**	**5 973**	**3 359**	**2 614**	**9**	**5**	**627**	**503**
	Şehir	5 973	3 359	2 614	9	5	627	503
	Köy	-	-	-	-	-	-	-
TR831 Samsun	**Toplam**	**99 489**	**50 797**	**48 692**	**43**	**65**	**9 087**	**9 099**
	Şehir	99 489	50 797	48 692	43	65	9 087	9 099
	Köy	-	-	-	-	-	-	-
Genel	**Toplam**	**54 870**	**26 165**	**28 705**	**20**	**38**	**4 374**	**5 216**
	Şehir	54 870	26 165	28 705	20	38	4 374	5 216
	Köy	-	-	-	-	-	-	-
Mesleki ve teknik	**Toplam**	**44 619**	**24 632**	**19 987**	**23**	**27**	**4 713**	**3 883**
	Şehir	44 619	24 632	19 987	23	27	4 713	3 883
	Köy	-	-	-	-	-	-	-
TR832 Tokat	**Toplam**	**44 637**	**23 741**	**20 896**	**30**	**37**	**3 821**	**3 593**
	Şehir	43 968	23 270	20 698	30	36	3 718	3 549
	Köy	669	471	198	-	1	103	44
Genel	**Toplam**	**21 674**	**10 607**	**11 067**	**13**	**20**	**1 471**	**1 740**
	Şehir	21 674	10 607	11 067	13	20	1 471	1 740
	Köy	-	-	-	-	-	-	-
Mesleki ve teknik	**Toplam**	**22 963**	**13 134**	**9 829**	**17**	**17**	**2 350**	**1 853**
	Şehir	22 294	12 663	9 631	17	16	2 247	1 809
	Köy	669	471	198	-	1	103	44

Not. Açıköğretim öğrencileri dahil edilmiştir.

2.13 Number of students in secondary education by year of birth and setlement place according to Statistical Regions Level 3 (continued)
[The educational year 2016/'17]

Doğum Yılları - Year of Birth									
2001		2000		1999		1998 ve Önceki Doğumlular Born in 1998 and Before			
Erkek Male	**Kadın** Female	**Erkek** Male	**Kadın** Female	**Erkek** Male	**Kadın** Female	**Erkek** Male	**Kadın** Female		SR Level 3
2 390	**2 168**	**2 404**	**2 219**	**2 484**	**2 231**	**2 519**	**2 894**	**Total**	Kastamonu TR821
2 358	2 126	2 368	2 185	2 463	2 202	2 511	2 887	City	
32	42	36	34	21	29	8	7	Village	
816	**970**	**894**	**1 035**	**921**	**1 097**	**1 849**	**2 255**	**Total**	General
816	970	894	1 035	921	1 097	1 849	2 255	City	
-	-	-	-	-	-	-	-	Village	
1 574	**1 198**	**1 510**	**1 184**	**1 563**	**1 134**	**670**	**639**	**Total**	Vocational and technical
1 542	1 156	1 474	1 150	1 542	1 105	662	632	City	
32	42	36	34	21	29	8	7	Village	
1 114	**1 036**	**1 153**	**1 102**	**1 232**	**1 040**	**1 561**	**1 129**	**Total**	Çankırı TR822
1 114	1 036	1 153	1 102	1 232	1 040	1 561	1 129	City	
-	-	-	-	-	-	-	-	Village	
446	**566**	**472**	**615**	**481**	**572**	**1 077**	**841**	**Total**	General
446	566	472	615	481	572	1 077	841	City	
-	-	-	-	-	-	-	-	Village	
668	**470**	**681**	**487**	**751**	**468**	**484**	**288**	**Total**	Vocational and technical
668	470	681	487	751	468	484	288	City	
-	-	-	-	-	-	-	-	Village	
1 400	**1 304**	**1 284**	**1 272**	**1 469**	**1 260**	**1 575**	**1 401**	**Total**	Sinop TR823
1 400	1 304	1 284	1 272	1 469	1 260	1 575	1 401	City	
-	-	-	-	-	-	-	-	Village	
609	**687**	**593**	**661**	**653**	**677**	**1 150**	**1 106**	**Total**	General
609	687	593	661	653	677	1 150	1 106	City	
-	-	-	-	-	-	-	-	Village	
791	**617**	**691**	**611**	**816**	**583**	**425**	**295**	**Total**	Vocational and technical
791	617	691	611	816	583	425	295	City	
-	-	-	-	-	-	-	-	Village	
10 505	**9 967**	**10 293**	**9 912**	**9 810**	**9 320**	**11 059**	**10 329**	**Total**	Samsun TR831
10 505	9 967	10 293	9 912	9 810	9 320	11 059	10 329	City	
-	-	-	-	-	-	-	-	Village	
5 029	**5 695**	**4 963**	**5 441**	**4 389**	**4 879**	**7 390**	**7 436**	**Total**	General
5 029	5 695	4 963	5 441	4 389	4 879	7 390	7 436	City	
-	-	-	-	-	-	-	-	Village	
5 476	**4 272**	**5 330**	**4 471**	**5 421**	**4 441**	**3 669**	**2 893**	**Total**	Vocational and technical
5 476	4 272	5 330	4 471	5 421	4 441	3 669	2 893	City	
-	-	-	-	-	-	-	-	Village	
5 213	**4 555**	**5 027**	**4 483**	**4 725**	**4 242**	**4 925**	**3 986**	**Total**	Tokat TR832
5 086	4 487	4 900	4 434	4 659	4 218	4 877	3 974	City	
127	68	127	49	66	24	48	12	Village	
1 921	**2 246**	**2 075**	**2 220**	**2 043**	**2 128**	**3 084**	**2 713**	**Total**	General
1 921	2 246	2 075	2 220	2 043	2 128	3 084	2 713	City	
-	-	-	-	-	-	-	-	Village	
3 292	**2 309**	**2 952**	**2 263**	**2 682**	**2 114**	**1 841**	**1 273**	**Total**	Vocational and technical
3 165	2 241	2 825	2 214	2 616	2 090	1 793	1 261	City	
127	68	127	49	66	24	48	12	Village	

Note. Open education students are included.

2.13 İstatistiki Bölge Birimleri Sınıflaması 3. düzey, yerleşim yeri ve doğum yıllarına göre ortaöğretimde öğrenci sayısı (devam)

[2016/'17 öğretim yılı]

					Doğum Yılları - Year of Birth			
		Toplam - Total			**2003 ve Sonraki Doğumlular** Born in 2003 and After		**2002**	
İBBS 3. Düzey		**Toplam** Total	**Erkek** Male	**Kadın** Female	**Erkek** Male	**Kadın** Female	**Erkek** Male	**Kadın** Female
TR833 Çorum	**Toplam**	**38 091**	**19 321**	**18 770**	**7**	**9**	**2 944**	**3 068**
	Şehir	37 885	19 189	18 696	7	8	2 915	3 057
	Köy	206	132	74	-	1	29	11
Genel	**Toplam**	**21 833**	**10 370**	**11 463**	**1**	**4**	**1 532**	**1 832**
	Şehir	21 833	10 370	11 463	1	4	1 532	1 832
	Köy	-	-	-	-	-	-	-
Mesleki ve teknik	**Toplam**	**16 258**	**8 951**	**7 307**	**6**	**5**	**1 412**	**1 236**
	Şehir	16 052	8 819	7 233	6	4	1 383	1 225
	Köy	206	132	74	-	1	29	11
TR834 Amasya	**Toplam**	**24 109**	**12 410**	**11 699**	**9**	**15**	**2 135**	**2 091**
	Şehir	23 606	11 995	11 611	8	14	2 033	2 079
	Köy	503	415	88	1	1	102	12
Genel	**Toplam**	**12 048**	**5 744**	**6 304**	**5**	**6**	**945**	**1 128**
	Şehir	12 048	5 744	6 304	5	6	945	1 128
	Köy	-	-	-	-	-	-	-
Mesleki ve teknik	**Toplam**	**12 061**	**6 666**	**5 395**	**4**	**9**	**1 190**	**963**
	Şehir	11 558	6 251	5 307	3	8	1 088	951
	Köy	503	415	88	1	1	102	12
TR901 Trabzon	**Toplam**	**58 349**	**29 746**	**28 603**	**38**	**44**	**5 227**	**5 345**
	Şehir	58 349	29 746	28 603	38	44	5 227	5 345
	Köy	-	-	-	-	-	-	-
Genel	**Toplam**	**29 085**	**14 425**	**14 660**	**12**	**12**	**2 508**	**2 674**
	Şehir	29 085	14 425	14 660	12	12	2 508	2 674
	Köy	-	-	-	-	-	-	-
Mesleki ve teknik	**Toplam**	**29 264**	**15 321**	**13 943**	**26**	**32**	**2 719**	**2 671**
	Şehir	29 264	15 321	13 943	26	32	2 719	2 671
	Köy	-	-	-	-	-	-	-
TR902 Ordu	**Toplam**	**51 493**	**26 222**	**25 271**	**18**	**33**	**4 843**	**4 879**
	Şehir	51 493	26 222	25 271	18	33	4 843	4 879
	Köy	-	-	-	-	-	-	-
Genel	**Toplam**	**23 933**	**11 231**	**12 702**	**5**	**18**	**2 004**	**2 522**
	Şehir	23 933	11 231	12 702	5	18	2 004	2 522
	Köy	-	-	-	-	-	-	-
Mesleki ve teknik	**Toplam**	**27 560**	**14 991**	**12 569**	**13**	**15**	**2 839**	**2 357**
	Şehir	27 560	14 991	12 569	13	15	2 839	2 357
	Köy	-	-	-	-	-	-	-
TR903 Giresun	**Toplam**	**28 682**	**15 012**	**13 670**	**7**	**15**	**2 753**	**2 549**
	Şehir	28 416	14 882	13 534	7	11	2 728	2 517
	Köy	266	130	136	-	4	25	32
Genel	**Toplam**	**13 881**	**6 647**	**7 234**	**4**	**5**	**1 080**	**1 282**
	Şehir	13 804	6 602	7 202	4	5	1 074	1 272
	Köy	77	45	32	-	-	6	10
Mesleki ve teknik	**Toplam**	**14 801**	**8 365**	**6 436**	**3**	**10**	**1 673**	**1 267**
	Şehir	14 612	8 280	6 332	3	6	1 654	1 245
	Köy	189	85	104	-	4	19	22

Not. Açıköğretim öğrencileri dahil edilmiştir.

2.13 Number of students in secondary education by year of birth and setlement place according to Statistical Regions Level 3 (continued)
[The educational year 2016/'17]

Doğum Yılları - Year of Birth									
2001		**2000**		**1999**		**1998 ve Önceki Doğumlular** Born in 1998 and Before			
Erkek Male	**Kadın** Female	**Erkek** Male	**Kadın** Female	**Erkek** Male	**Kadın** Female	**Erkek** Male	**Kadın** Female		SR Level 3
3 850	**3 784**	**3 743**	**3 815**	**4 110**	**3 652**	**4 667**	**4 442**	**Total**	Çorum TR833
3 816	3 759	3 712	3 799	4 084	3 637	4 655	4 436	City	
34	25	31	16	26	15	12	6	Village	
1 980	**2 207**	**1 896**	**2 228**	**1 908**	**1 987**	**3 053**	**3 205**	**Total**	General
1 980	2 207	1 896	2 228	1 908	1 987	3 053	3 205	City	
-	-	-	-	-	-	-	-	Village	
1 870	**1 577**	**1 847**	**1 587**	**2 202**	**1 665**	**1 614**	**1 237**	**Total**	Vocational and technical
1 836	1 552	1 816	1 571	2 176	1 650	1 602	1 231	City	
34	25	31	16	26	15	12	6	Village	
2 545	**2 437**	**2 691**	**2 425**	**2 570**	**2 451**	**2 460**	**2 280**	**Total**	Amasya TR834
2 442	2 411	2 598	2 403	2 473	2 430	2 441	2 274	City	
103	26	93	22	97	21	19	6	Village	
1 094	**1 252**	**1 117**	**1 208**	**1 067**	**1 245**	**1 516**	**1 465**	**Total**	General
1 094	1 252	1 117	1 208	1 067	1 245	1 516	1 465	City	
-	-	-	-	-	-	-	-	Village	
1 451	**1 185**	**1 574**	**1 217**	**1 503**	**1 206**	**944**	**815**	**Total**	Vocational and technical
1 348	1 159	1 481	1 195	1 406	1 185	925	809	City	
103	26	93	22	97	21	19	6	Village	
6 022	**5 865**	**6 122**	**6 017**	**6 301**	**5 740**	**6 036**	**5 592**	**Total**	Trabzon TR901
6 022	5 865	6 122	6 017	6 301	5 740	6 036	5 592	City	
-	-	-	-	-	-	-	-	Village	
2 703	**2 965**	**2 913**	**2 997**	**2 763**	**2 921**	**3 526**	**3 091**	**Total**	General
2 703	2 965	2 913	2 997	2 763	2 921	3 526	3 091	City	
-	-	-	-	-	-	-	-	Village	
3 319	**2 900**	**3 209**	**3 020**	**3 538**	**2 819**	**2 510**	**2 501**	**Total**	Vocational and technical
3 319	2 900	3 209	3 020	3 538	2 819	2 510	2 501	City	
-	-	-	-	-	-	-	-	Village	
5 371	**5 280**	**5 659**	**5 601**	**5 662**	**5 267**	**4 669**	**4 211**	**Total**	Ordu TR902
5 371	5 280	5 659	5 601	5 662	5 267	4 669	4 211	City	
-	-	-	-	-	-	-	-	Village	
2 157	**2 589**	**2 249**	**2 677**	**2 059**	**2 378**	**2 757**	**2 518**	**Total**	General
2 157	2 589	2 249	2 677	2 059	2 378	2 757	2 518	City	
-	-	-	-	-	-	-	-	Village	
3 214	**2 691**	**3 410**	**2 924**	**3 603**	**2 889**	**1 912**	**1 693**	**Total**	Vocational and technical
3 214	2 691	3 410	2 924	3 603	2 889	1 912	1 693	City	
-	-	-	-	-	-	-	-	Village	
3 176	**2 901**	**3 167**	**2 893**	**3 238**	**2 786**	**2 671**	**2 526**	**Total**	Giresun TR903
3 126	2 868	3 140	2 858	3 216	2 759	2 665	2 521	City	
50	33	27	35	22	27	6	5	Village	
1 234	**1 383**	**1 299**	**1 398**	**1 353**	**1 452**	**1 677**	**1 714**	**Total**	General
1 214	1 368	1 287	1 394	1 347	1 449	1 676	1 714	City	
20	15	12	4	6	3	1	-	Village	
1 942	**1 518**	**1 868**	**1 495**	**1 885**	**1 334**	**994**	**812**	**Total**	Vocational and technical
1 912	1 500	1 853	1 464	1 869	1 310	989	807	City	
30	18	15	31	16	24	5	5	Village	

Note. Open education students are included.

2.13 İstatistiki Bölge Birimleri Sınıflaması 3. düzey, yerleşim yeri ve doğum yıllarına göre ortaöğretimde öğrenci sayısı (devam)

[2016/'17 öğretim yılı]

					Doğum Yılları - Year of Birth			
					2003 ve Sonraki Doğumlular Born in 2003 and After		2002	
		Toplam - Total						
İBBS 3. Düzey		**Toplam** Total	**Erkek** Male	**Kadın** Female	**Erkek** Male	**Kadın** Female	**Erkek** Male	**Kadın** Female
TR904 Rize	**Toplam**	**28 104**	**14 838**	**13 266**	**29**	**11**	**2 508**	**2 263**
	Şehir	27 184	14 455	12 729	29	11	2 403	2 130
	Köy	920	383	537	-	-	105	133
Genel	**Toplam**	**12 955**	**6 167**	**6 788**	**6**	**4**	**964**	**1 093**
	Şehir	12 153	5 879	6 274	6	4	889	967
	Köy	802	288	514	-	-	75	126
Mesleki ve teknik	**Toplam**	**15 149**	**8 671**	**6 478**	**23**	**7**	**1 544**	**1 170**
	Şehir	15 031	8 576	6 455	23	7	1 514	1 163
	Köy	118	95	23	-	-	30	7
TR905 Artvin	**Toplam**	**11 064**	**5 623**	**5 441**	**6**	**7**	**913**	**909**
	Şehir	10 369	5 219	5 150	6	7	856	849
	Köy	695	404	291	-	-	57	60
Genel	**Toplam**	**6 221**	**2 902**	**3 319**	**2**	**5**	**483**	**558**
	Şehir	5 833	2 739	3 094	2	5	450	504
	Köy	388	163	225	-	-	33	54
Mesleki ve teknik	**Toplam**	**4 843**	**2 721**	**2 122**	**4**	**2**	**430**	**351**
	Şehir	4 536	2 480	2 056	4	2	406	345
	Köy	307	241	66	-	-	24	6
TR906 Gümüşhane	**Toplam**	**8 214**	**4 296**	**3 918**	**1**	**5**	**729**	**644**
	Şehir	8 122	4 243	3 879	1	5	721	640
	Köy	92	53	39	-	-	8	4
Genel	**Toplam**	**4 532**	**2 477**	**2 055**	**1**	**2**	**346**	**355**
	Şehir	4 440	2 424	2 016	1	2	338	351
	Köy	92	53	39	-	-	8	4
Mesleki ve teknik	**Toplam**	**3 682**	**1 819**	**1 863**	**-**	**3**	**383**	**289**
	Şehir	3 682	1 819	1 863	-	3	383	289
	Köy	-	-	-	-	-	-	-
TRA11 Erzurum	**Toplam**	**60 416**	**32 508**	**27 908**	**85**	**119**	**5 385**	**5 348**
	Şehir	60 416	32 508	27 908	85	119	5 385	5 348
	Köy	-	-	-	-	-	-	-
Genel	**Toplam**	**34 210**	**18 578**	**15 632**	**50**	**77**	**2 700**	**3 025**
	Şehir	34 210	18 578	15 632	50	77	2 700	3 025
	Köy	-	-	-	-	-	-	-
Mesleki ve teknik	**Toplam**	**26 206**	**13 930**	**12 276**	**35**	**42**	**2 685**	**2 323**
	Şehir	26 206	13 930	12 276	35	42	2 685	2 323
	Köy	-	-	-	-	-	-	-
TRA12 Erzincan	**Toplam**	**16 267**	**8 620**	**7 647**	**8**	**13**	**1 442**	**1 339**
	Şehir	15 881	8 372	7 509	8	11	1 402	1 313
	Köy	386	248	138	-	2	40	26
Genel	**Toplam**	**8 571**	**4 275**	**4 296**	**5**	**9**	**630**	**706**
	Şehir	8 504	4 238	4 266	5	7	622	700
	Köy	67	37	30	-	2	8	6
Mesleki ve teknik	**Toplam**	**7 696**	**4 345**	**3 351**	**3**	**4**	**812**	**633**
	Şehir	7 377	4 134	3 243	3	4	780	613
	Köy	319	211	108	-	-	32	20

Not. Açıköğretim öğrencileri dahil edilmiştir.

2.13 Number of students in secondary education by year of birth and setlement place according to Statistical Regions Level 3 (continued)
[The educational year 2016/'17]

Doğum Yılları - Year of Birth									
2001		2000		1999		1998 ve Önceki Doğumlular Born in 1998 and Before			
Erkek Male	**Kadın** Female	**Erkek** Male	**Kadın** Female	**Erkek** Male	**Kadın** Female	**Erkek** Male	**Kadın** Female		SR Level 3
2 967	**2 545**	**2 805**	**2 630**	**2 945**	**2 496**	**3 584**	**3 321**	**Total**	Rize TR904
2 876	2 393	2 710	2 494	2 878	2 411	3 559	3 290	City	
91	152	95	136	67	85	25	31	Village	
1 114	**1 238**	**1 108**	**1 275**	**1 166**	**1 241**	**1 809**	**1 937**	**Total**	General
1 043	1 092	1 035	1 145	1 117	1 160	1 789	1 906	City	
71	146	73	130	49	81	20	31	Village	
1 853	**1 307**	**1 697**	**1 355**	**1 779**	**1 255**	**1 775**	**1 384**	**Total**	Vocational and technical
1 833	1 301	1 675	1 349	1 761	1 251	1 770	1 384	City	
20	6	22	6	18	4	5	-	Village	
1 129	**1 041**	**1 190**	**1 096**	**1 202**	**1 145**	**1 183**	**1 243**	**Total**	Artvin TR905
1 019	977	1 083	1 017	1 108	1 067	1 147	1 233	City	
110	64	107	79	94	78	36	10	Village	
541	**608**	**580**	**607**	**562**	**622**	**734**	**919**	**Total**	General
499	558	539	546	520	565	729	916	City	
42	50	41	61	42	57	5	3	Village	
588	**433**	**610**	**489**	**640**	**523**	**449**	**324**	**Total**	Vocational and technical
520	419	544	471	588	502	418	317	City	
68	14	66	18	52	21	31	7	Village	
868	**782**	**831**	**782**	**849**	**781**	**1 018**	**924**	**Total**	Gümüşhane TR906
853	774	815	772	838	764	1 015	924	City	
15	8	16	10	11	17	3	-	Village	
450	**389**	**428**	**394**	**455**	**371**	**797**	**544**	**Total**	General
435	381	412	384	444	354	794	544	City	
15	8	16	10	11	17	3	-	Village	
418	**393**	**403**	**388**	**394**	**410**	**221**	**380**	**Total**	Vocational and technical
418	393	403	388	394	410	221	380	City	
-	-	-	-	-	-	-	-	Village	
6 218	**5 823**	**6 341**	**5 635**	**5 843**	**4 936**	**8 636**	**6 047**	**Total**	Erzurum TRA11
6 218	5 823	6 341	5 635	5 843	4 936	8 636	6 047	City	
-	-	-	-	-	-	-	-	Village	
3 361	**3 303**	**3 566**	**3 172**	**2 944**	**2 609**	**5 957**	**3 446**	**Total**	General
3 361	3 303	3 566	3 172	2 944	2 609	5 957	3 446	City	
-	-	-	-	-	-	-	-	Village	
2 857	**2 520**	**2 775**	**2 463**	**2 899**	**2 327**	**2 679**	**2 601**	**Total**	Vocational and technical
2 857	2 520	2 775	2 463	2 899	2 327	2 679	2 601	City	
-	-	-	-	-	-	-	-	Village	
1 615	**1 534**	**1 744**	**1 611**	**1 715**	**1 420**	**2 096**	**1 730**	**Total**	Erzincan TRA12
1 546	1 500	1 689	1 583	1 664	1 388	2 063	1 714	City	
69	34	55	28	51	32	33	16	Village	
663	**791**	**754**	**864**	**750**	**755**	**1 473**	**1 171**	**Total**	General
657	785	736	858	749	746	1 469	1 170	City	
6	6	18	6	1	9	4	1	Village	
952	**743**	**990**	**747**	**965**	**665**	**623**	**559**	**Total**	Vocational and technical
889	715	953	725	915	642	594	544	City	
63	28	37	22	50	23	29	15	Village	

Note. Open education students are included.

2.13 İstatistiki Bölge Birimleri Sınıflaması 3. düzey, yerleşim yeri ve doğum yıllarına göre ortaöğretimde öğrenci sayısı (devam)

[2016/'17 öğretim yılı]

					Doğum Yılları - Year of Birth			
		Toplam - Total			**2003 ve Sonraki Doğumlular** Born in 2003 and After		**2002**	
İBBS 3. Düzey		**Toplam** Total	**Erkek** Male	**Kadın** Female	**Erkek** Male	**Kadın** Female	**Erkek** Male	**Kadın** Female
TRA13 Bayburt	**Toplam**	**6 029**	**3 259**	**2 770**	**2**	**12**	**579**	**551**
	Şehir	5 941	3 224	2 717	2	12	567	540
	Köy	88	35	53	-	-	12	11
Genel	**Toplam**	**3 050**	**1 576**	**1 474**	-	**6**	**201**	**262**
	Şehir	3 050	1 576	1 474	-	6	201	262
	Köy	-	-	-	-	-	-	-
Mesleki ve teknik	**Toplam**	**2 979**	**1 683**	**1 296**	**2**	**6**	**378**	**289**
	Şehir	2 891	1 648	1 243	2	6	366	278
	Köy	88	35	53	-	-	12	11
TRA21 Ağrı	**Toplam**	**38 069**	**20 496**	**17 573**	**173**	**206**	**3 557**	**3 372**
	Şehir	38 069	20 496	17 573	173	206	3 557	3 372
	Köy	-	-	-	-	-	-	-
Genel	**Toplam**	**21 578**	**11 491**	**10 087**	**81**	**118**	**1 777**	**1 941**
	Şehir	21 578	11 491	10 087	81	118	1 777	1 941
	Köy	-	-	-	-	-	-	-
Mesleki ve teknik	**Toplam**	**16 491**	**9 005**	**7 486**	**92**	**88**	**1 780**	**1 431**
	Şehir	16 491	9 005	7 486	92	88	1 780	1 431
	Köy	-	-	-	-	-	-	-
TRA22 Kars	**Toplam**	**19 844**	**10 663**	**9 181**	**65**	**84**	**1 981**	**1 769**
	Şehir	19 615	10 532	9 083	64	83	1 940	1 747
	Köy	229	131	98	1	1	41	22
Genel	**Toplam**	**11 454**	**6 030**	**5 424**	**25**	**42**	**951**	**990**
	Şehir	11 454	6 030	5 424	25	42	951	990
	Köy	-	-	-	-	-	-	-
Mesleki ve teknik	**Toplam**	**8 390**	**4 633**	**3 757**	**40**	**42**	**1 030**	**779**
	Şehir	8 161	4 502	3 659	39	41	989	757
	Köy	229	131	98	1	1	41	22
TRA23 Iğdır	**Toplam**	**15 685**	**7 794**	**7 891**	**70**	**122**	**1 432**	**1 586**
	Şehir	15 538	7 692	7 846	70	122	1 412	1 579
	Köy	147	102	45	-	-	20	7
Genel	**Toplam**	**9 736**	**4 660**	**5 076**	**36**	**73**	**690**	**1 015**
	Şehir	9 736	4 660	5 076	36	73	690	1 015
	Köy	-	-	-	-	-	-	-
Mesleki ve teknik	**Toplam**	**5 949**	**3 134**	**2 815**	**34**	**49**	**742**	**571**
	Şehir	5 802	3 032	2 770	34	49	722	564
	Köy	147	102	45	-	-	20	7
TRA24 Ardahan	**Toplam**	**7 160**	**3 742**	**3 418**	**11**	**14**	**703**	**645**
	Şehir	7 069	3 684	3 385	11	14	689	633
	Köy	91	58	33	-	-	14	12
Genel	**Toplam**	**3 301**	**1 632**	**1 669**	**5**	**9**	**273**	**327**
	Şehir	3 301	1 632	1 669	5	9	273	327
	Köy	-	-	-	-	-	-	-
Mesleki ve teknik	**Toplam**	**3 859**	**2 110**	**1 749**	**6**	**5**	**430**	**318**
	Şehir	3 768	2 052	1 716	6	5	416	306
	Köy	91	58	33	-	-	14	12

Not. Açıköğretim öğrencileri dahil edilmiştir.

2.13 Number of students in secondary education by year of birth and setlement place according to Statistical Regions Level 3 (continued)
[The educational year 2016/'17]

Doğum Yılları - Year of Birth									
2001		2000		1999		1998 ve Önceki Doğumlular Born in 1998 and Before			
Erkek Male	**Kadın** Female	**Erkek** Male	**Kadın** Female	**Erkek** Male	**Kadın** Female	**Erkek** Male	**Kadın** Female		SR Level 3
671	**566**	**623**	**594**	**605**	**488**	**779**	**559**	**Total**	Bayburt TRA13
659	551	620	576	599	483	777	555	City	
12	15	3	18	6	5	2	4	Village	
272	**282**	**278**	**346**	**314**	**225**	**511**	**353**	**Total**	General
272	282	278	346	314	225	511	353	City	
-	-	-	-	-	-	-	-	Village	
399	**284**	**345**	**248**	**291**	**263**	**268**	**206**	**Total**	Vocational and technical
387	269	342	230	285	258	266	202	City	
12	15	3	18	6	5	2	4	Village	
4 437	**3 906**	**4 068**	**3 725**	**3 372**	**3 032**	**4 889**	**3 332**	**Total**	Ağrı TRA21
4 437	3 906	4 068	3 725	3 372	3 032	4 889	3 332	City	
-	-	-	-	-	-	-	-	Village	
2 201	**2 217**	**2 272**	**2 149**	**1 812**	**1 700**	**3 348**	**1 962**	**Total**	General
2 201	2 217	2 272	2 149	1 812	1 700	3 348	1 962	City	
-	-	-	-	-	-	-	-	Village	
2 236	**1 689**	**1 796**	**1 576**	**1 560**	**1 332**	**1 541**	**1 370**	**Total**	Vocational and technical
2 236	1 689	1 796	1 576	1 560	1 332	1 541	1 370	City	
-	-	-	-	-	-	-	-	Village	
2 219	**2 109**	**2 106**	**1 992**	**1 683**	**1 619**	**2 609**	**1 608**	**Total**	Kars TRA22
2 185	2 089	2 076	1 964	1 663	1 599	2 604	1 601	City	
34	20	30	28	20	20	5	7	Village	
1 085	**1 181**	**1 112**	**1 165**	**843**	**920**	**2 014**	**1 126**	**Total**	General
1 085	1 181	1 112	1 165	843	920	2 014	1 126	City	
-	-	-	-	-	-	-	-	Village	
1 134	**928**	**994**	**827**	**840**	**699**	**595**	**482**	**Total**	Vocational and technical
1 100	908	964	799	820	679	590	475	City	
34	20	30	28	20	20	5	7	Village	
1 693	**1 739**	**1 608**	**1 752**	**1 307**	**1 392**	**1 684**	**1 300**	**Total**	Iğdır TRA23
1 668	1 725	1 581	1 742	1 282	1 383	1 679	1 295	City	
25	14	27	10	25	9	5	5	Village	
922	**1 129**	**950**	**1 160**	**781**	**846**	**1 281**	**853**	**Total**	General
922	1 129	950	1 160	781	846	1 281	853	City	
-	-	-	-	-	-	-	-	Village	
771	**610**	**658**	**592**	**526**	**546**	**403**	**447**	**Total**	Vocational and technical
746	596	631	582	501	537	398	442	City	
25	14	27	10	25	9	5	5	Village	
822	**775**	**682**	**770**	**712**	**676**	**812**	**538**	**Total**	Ardahan TRA24
806	769	667	763	704	672	807	534	City	
16	6	15	7	8	4	5	4	Village	
285	**361**	**246**	**343**	**273**	**286**	**550**	**343**	**Total**	General
285	361	246	343	273	286	550	343	City	
-	-	-	-	-	-	-	-	Village	
537	**414**	**436**	**427**	**439**	**390**	**262**	**195**	**Total**	Vocational and technical
521	408	421	420	431	386	257	191	City	
16	6	15	7	8	4	5	4	Village	

Note. Open education students are included.

2.13 İstatistiki Bölge Birimleri Sınıflaması 3. düzey, yerleşim yeri ve doğum yıllarına göre ortaöğretimde öğrenci sayısı (devam)

[2016/'17 öğretim yılı]

					Doğum Yılları - Year of Birth			
		Toplam - Total			**2003 ve Sonraki Doğumlular** Born in 2003 and After		**2002**	
İBBS 3. Düzey		**Toplam** Total	**Erkek** Male	**Kadın** Female	**Erkek** Male	**Kadın** Female	**Erkek** Male	**Kadın** Female
TRB11 Malatya	**Toplam**	**67 468**	**36 085**	**31 383**	**49**	**56**	**5 707**	**5 644**
	Şehir	67 468	36 085	31 383	49	56	5 707	5 644
	Köy	-	-	-	-	-	-	-
Genel	**Toplam**	**34 598**	**18 058**	**16 540**	**25**	**29**	**2 672**	**3 016**
	Şehir	34 598	18 058	16 540	25	29	2 672	3 016
	Köy	-	-	-	-	-	-	-
Mesleki ve teknik	**Toplam**	**32 870**	**18 027**	**14 843**	**24**	**27**	**3 035**	**2 628**
	Şehir	32 870	18 027	14 843	24	27	3 035	2 628
	Köy	-	-	-	-	-	-	-
TRB12 Elazığ	**Toplam**	**46 604**	**24 965**	**21 639**	**40**	**65**	**4 404**	**3 923**
	Şehir	45 880	24 519	21 361	39	63	4 248	3 869
	Köy	724	446	278	1	2	156	54
Genel	**Toplam**	**25 930**	**13 491**	**12 439**	**17**	**31**	**2 145**	**2 242**
	Şehir	25 810	13 430	12 380	17	31	2 129	2 232
	Köy	120	61	59	-	-	16	10
Mesleki ve teknik	**Toplam**	**20 674**	**11 474**	**9 200**	**23**	**34**	**2 259**	**1 681**
	Şehir	20 070	11 089	8 981	22	32	2 119	1 637
	Köy	604	385	219	1	2	140	44
TRB13 Bingöl	**Toplam**	**22 194**	**12 415**	**9 779**	**83**	**144**	**1 923**	**1 730**
	Şehir	22 053	12 338	9 715	83	141	1 905	1 718
	Köy	141	77	64	-	3	18	12
Genel	**Toplam**	**12 824**	**7 504**	**5 320**	**41**	**66**	**1 000**	**900**
	Şehir	12 824	7 504	5 320	41	66	1 000	900
	Köy	-	-	-	-	-	-	-
Mesleki ve teknik	**Toplam**	**9 370**	**4 911**	**4 459**	**42**	**78**	**923**	**830**
	Şehir	9 229	4 834	4 395	42	75	905	818
	Köy	141	77	64	-	3	18	12
TRB14 Tunceli	**Toplam**	**4 115**	**2 282**	**1 833**	**4**	-	**276**	**297**
	Şehir	3 986	2 198	1 788	4	-	262	295
	Köy	129	84	45	-	-	14	2
Genel	**Toplam**	**2 756**	**1 477**	**1 279**	**3**	-	**181**	**214**
	Şehir	2 627	1 393	1 234	3	-	167	212
	Köy	129	84	45	-	-	14	2
Mesleki ve teknik	**Toplam**	**1 359**	**805**	**554**	**1**	-	**95**	**83**
	Şehir	1 359	805	554	1	-	95	83
	Köy	-	-	-	-	-	-	-
TRB21 Van	**Toplam**	**88 914**	**48 670**	**40 244**	**507**	**590**	**7 898**	**7 276**
	Şehir	88 914	48 670	40 244	507	590	7 898	7 276
	Köy	-	-	-	-	-	-	-
Genel	**Toplam**	**43 982**	**25 790**	**18 192**	**229**	**217**	**3 301**	**3 124**
	Şehir	43 982	25 790	18 192	229	217	3 301	3 124
	Köy	-	-	-	-	-	-	-
Mesleki ve teknik	**Toplam**	**44 932**	**22 880**	**22 052**	**278**	**373**	**4 597**	**4 152**
	Şehir	44 932	22 880	22 052	278	373	4 597	4 152
	Köy	-	-	-	-	-	-	-

Not. Açıköğretim öğrencileri dahil edilmiştir.

2.13 Number of students in secondary education by year of birth and setlement place according to Statistical Regions Level 3 (continued)
[The educational year 2016/'17]

Doğum Yılları - Year of Birth									
2001		2000		1999		1998 ve Önceki Doğumlular Born in 1998 and Before			
Erkek Male	**Kadın** Female	**Erkek** Male	**Kadın** Female	**Erkek** Male	**Kadın** Female	**Erkek** Male	**Kadın** Female		SR Level 3
6 974	**6 471**	**6 979**	**6 545**	**7 374**	**6 176**	**9 002**	**6 491**	**Total**	Malatya TRB11
6 974	6 471	6 979	6 545	7 374	6 176	9 002	6 491	City	
-	-	-	-	-	-	-	-	Village	
2 994	**3 128**	**3 386**	**3 364**	**3 223**	**3 054**	**5 758**	**3 949**	**Total**	General
2 994	3 128	3 386	3 364	3 223	3 054	5 758	3 949	City	
-	-	-	-	-	-	-	-	Village	
3 980	**3 343**	**3 593**	**3 181**	**4 151**	**3 122**	**3 244**	**2 542**	**Total**	Vocational and technical
3 980	3 343	3 593	3 181	4 151	3 122	3 244	2 542	City	
-	-	-	-	-	-	-	-	Village	
4 873	**4 532**	**5 054**	**4 552**	**4 698**	**4 141**	**5 896**	**4 426**	**Total**	Elazığ TRB12
4 747	4 455	4 988	4 480	4 637	4 082	5 860	4 412	City	
126	77	66	72	61	59	36	14	Village	
2 495	**2 622**	**2 584**	**2 557**	**2 262**	**2 142**	**3 988**	**2 845**	**Total**	General
2 479	2 600	2 567	2 539	2 254	2 133	3 984	2 845	City	
16	22	17	18	8	9	4	-	Village	
2 378	**1 910**	**2 470**	**1 995**	**2 436**	**1 999**	**1 908**	**1 581**	**Total**	Vocational and technical
2 268	1 855	2 421	1 941	2 383	1 949	1 876	1 567	City	
110	55	49	54	53	50	32	14	Village	
2 299	**1 943**	**2 197**	**1 926**	**2 135**	**1 743**	**3 778**	**2 293**	**Total**	Bingöl TRB13
2 269	1 928	2 177	1 901	2 130	1 738	3 774	2 289	City	
30	15	20	25	5	5	4	4	Village	
1 240	**986**	**1 261**	**937**	**1 128**	**898**	**2 834**	**1 533**	**Total**	General
1 240	986	1 261	937	1 128	898	2 834	1 533	City	
-	-	-	-	-	-	-	-	Village	
1 059	**957**	**936**	**989**	**1 007**	**845**	**944**	**760**	**Total**	Vocational and technical
1 029	942	916	964	1 002	840	940	756	City	
30	15	20	25	5	5	4	4	Village	
414	**347**	**378**	**350**	**422**	**345**	**788**	**494**	**Total**	Tunceli TRB14
380	333	366	336	402	331	784	493	City	
34	14	12	14	20	14	4	1	Village	
260	**246**	**235**	**236**	**245**	**226**	**553**	**357**	**Total**	General
226	232	223	222	225	212	549	356	City	
34	14	12	14	20	14	4	1	Village	
154	**101**	**143**	**114**	**177**	**119**	**235**	**137**	**Total**	Vocational and technical
154	101	143	114	177	119	235	137	City	
-	-	-	-	-	-	-	-	Village	
9 684	**8 680**	**9 007**	**8 227**	**7 772**	**6 797**	**13 802**	**8 674**	**Total**	Van TRB21
9 684	8 680	9 007	8 227	7 772	6 797	13 802	8 674	City	
-	-	-	-	-	-	-	-	Village	
4 317	**3 781**	**4 426**	**3 605**	**3 546**	**2 892**	**9 971**	**4 573**	**Total**	General
4 317	3 781	4 426	3 605	3 546	2 892	9 971	4 573	City	
-	-	-	-	-	-	-	-	Village	
5 367	**4 899**	**4 581**	**4 622**	**4 226**	**3 905**	**3 831**	**4 101**	**Total**	Vocational and technical
5 367	4 899	4 581	4 622	4 226	3 905	3 831	4 101	City	
-	-	-	-	-	-	-	-	Village	

Note. Open education students are included.

2.13 İstatistiki Bölge Birimleri Sınıflaması 3. düzey, yerleşim yeri ve doğum yıllarına göre ortaöğretimde öğrenci sayısı (devam)

[2016/'17 öğretim yılı]

					Doğum Yılları - Year of Birth			
		Toplam - Total			**2003 ve Sonraki Doğumlular** Born in 2003 and After		**2002**	
İBBS 3. Düzey		**Toplam** Total	**Erkek** Male	**Kadın** Female	**Erkek** Male	**Kadın** Female	**Erkek** Male	**Kadın** Female
TRB22 Muş	**Toplam**	**28 919**	**16 607**	**12 312**	**134**	**120**	**2 564**	**2 141**
	Şehir	27 436	15 814	11 622	125	112	2 398	1 987
	Köy	1 483	793	690	9	8	166	154
Genel	**Toplam**	**13 431**	**7 859**	**5 572**	**49**	**49**	**947**	**984**
	Şehir	12 894	7 579	5 315	46	46	881	927
	Köy	537	280	257	3	3	66	57
Mesleki ve teknik	**Toplam**	**15 488**	**8 748**	**6 740**	**85**	**71**	**1 617**	**1 157**
	Şehir	14 542	8 235	6 307	79	66	1 517	1 060
	Köy	946	513	433	6	5	100	97
TRB23 Bitlis	**Toplam**	**28 708**	**17 044**	**11 664**	**110**	**104**	**2 821**	**2 191**
	Şehir	28 708	17 044	11 664	110	104	2 821	2 191
	Köy	-	-	-	-	-	-	-
Genel	**Toplam**	**16 674**	**10 311**	**6 363**	**61**	**54**	**1 553**	**1 125**
	Şehir	16 674	10 311	6 363	61	54	1 553	1 125
	Köy	-	-	-	-	-	-	-
Mesleki ve teknik	**Toplam**	**12 034**	**6 733**	**5 301**	**49**	**50**	**1 268**	**1 066**
	Şehir	12 034	6 733	5 301	49	50	1 268	1 066
	Köy	-	-	-	-	-	-	-
TRB24 Hakkari	**Toplam**	**27 899**	**16 919**	**10 980**	**294**	**246**	**2 066**	**1 870**
	Şehir	26 683	16 189	10 494	196	203	1 870	1 754
	Köy	1 216	730	486	98	43	196	116
Genel	**Toplam**	**14 706**	**9 702**	**5 004**	**80**	**82**	**829**	**821**
	Şehir	14 706	9 702	5 004	80	82	829	821
	Köy	-	-	-	-	-	-	-
Mesleki ve teknik	**Toplam**	**13 193**	**7 217**	**5 976**	**214**	**164**	**1 237**	**1 049**
	Şehir	11 977	6 487	5 490	116	121	1 041	933
	Köy	1 216	730	486	98	43	196	116
TRC11 Gaziantep	**Toplam**	**159 078**	**85 482**	**73 596**	**277**	**378**	**14 548**	**14 176**
	Şehir	159 078	85 482	73 596	277	378	14 548	14 176
	Köy	-	-	-	-	-	-	-
Genel	**Toplam**	**93 042**	**48 880**	**44 162**	**52**	**83**	**7 513**	**8 680**
	Şehir	93 042	48 880	44 162	52	83	7 513	8 680
	Köy	-	-	-	-	-	-	-
Mesleki ve teknik	**Toplam**	**66 036**	**36 602**	**29 434**	**225**	**295**	**7 035**	**5 496**
	Şehir	66 036	36 602	29 434	225	295	7 035	5 496
	Köy	-	-	-	-	-	-	-
TRC12 Adıyaman	**Toplam**	**54 902**	**29 525**	**25 377**	**63**	**97**	**4 695**	**4 878**
	Şehir	52 270	28 019	24 251	52	84	4 385	4 637
	Köy	2 632	1 506	1 126	11	13	310	241
Genel	**Toplam**	**27 018**	**14 596**	**12 422**	**20**	**41**	**1 985**	**2 318**
	Şehir	26 551	14 331	12 220	15	37	1 939	2 273
	Köy	467	265	202	5	4	46	45
Mesleki ve teknik	**Toplam**	**27 884**	**14 929**	**12 955**	**43**	**56**	**2 710**	**2 560**
	Şehir	25 719	13 688	12 031	37	47	2 446	2 364
	Köy	2 165	1 241	924	6	9	264	196

Not. Açıköğretim öğrencileri dahil edilmiştir.

2.13 Number of students in secondary education by year of birth and setlement place according to Statistical Regions Level 3 (continued)

[The educational year 2016/'17]

Doğum Yılları - Year of Birth									
2001		**2000**		**1999**		**1998 ve Önceki Doğumlular** Born in 1998 and Before			
Erkek Male	**Kadın** Female	**Erkek** Male	**Kadın** Female	**Erkek** Male	**Kadın** Female	**Erkek** Male	**Kadın** Female		SR Level 3
3 144	**2 761**	**3 193**	**2 525**	**2 718**	**2 123**	**4 854**	**2 642**	**Total**	Muş TRB22
2 944	2 572	2 984	2 354	2 586	2 020	4 777	2 577	City	
200	189	209	171	132	103	77	65	Village	
1 163	**1 095**	**1 210**	**1 028**	**1 141**	**895**	**3 349**	**1 521**	**Total**	General
1 095	1 025	1 145	961	1 088	862	3 324	1 494	City	
68	70	65	67	53	33	25	27	Village	
1 981	**1 666**	**1 983**	**1 497**	**1 577**	**1 228**	**1 505**	**1 121**	**Total**	Vocational and technical
1 849	1 547	1 839	1 393	1 498	1 158	1 453	1 083	City	
132	119	144	104	79	70	52	38	Village	
3 292	**2 453**	**3 018**	**2 296**	**2 815**	**1 933**	**4 988**	**2 687**	**Total**	Bitlis TRB23
3 292	2 453	3 018	2 296	2 815	1 933	4 988	2 687	City	
-	-	-	-	-	-	-	-	Village	
1 769	**1 233**	**1 683**	**1 236**	**1 534**	**983**	**3 711**	**1 732**	**Total**	General
1 769	1 233	1 683	1 236	1 534	983	3 711	1 732	City	
-	-	-	-	-	-	-	-	Village	
1 523	**1 220**	**1 335**	**1 060**	**1 281**	**950**	**1 277**	**955**	**Total**	Vocational and technical
1 523	1 220	1 335	1 060	1 281	950	1 277	955	City	
-	-	-	-	-	-	-	-	Village	
2 384	**2 231**	**2 275**	**2 117**	**2 031**	**1 839**	**7 869**	**2 677**	**Total**	Hakkari TRB24
2 184	2 108	2 153	1 995	1 958	1 792	7 828	2 642	City	
200	123	122	122	73	47	41	35	Village	
868	**959**	**948**	**943**	**774**	**772**	**6 203**	**1 427**	**Total**	General
868	959	948	943	774	772	6 203	1 427	City	
-	-	-	-	-	-	-	-	Village	
1 516	**1 272**	**1 327**	**1 174**	**1 257**	**1 067**	**1 666**	**1 250**	**Total**	Vocational and technical
1 316	1 149	1 205	1 052	1 184	1 020	1 625	1 215	City	
200	123	122	122	73	47	41	35	Village	
17 506	**16 184**	**16 432**	**15 554**	**16 425**	**13 975**	**20 294**	**13 329**	**Total**	Gaziantep TRC11
17 506	16 184	16 432	15 554	16 425	13 975	20 294	13 329	City	
-	-	-	-	-	-	-	-	Village	
9 184	**9 605**	**9 431**	**9 356**	**7 910**	**7 220**	**14 790**	**9 218**	**Total**	General
9 184	9 605	9 431	9 356	7 910	7 220	14 790	9 218	City	
-	-	-	-	-	-	-	-	Village	
8 322	**6 579**	**7 001**	**6 198**	**8 515**	**6 755**	**5 504**	**4 111**	**Total**	Vocational and technical
8 322	6 579	7 001	6 198	8 515	6 755	5 504	4 111	City	
-	-	-	-	-	-	-	-	Village	
5 759	**5 452**	**5 901**	**5 341**	**5 236**	**4 850**	**7 871**	**4 759**	**Total**	Adıyaman TRC12
5 360	5 188	5 553	5 073	4 940	4 618	7 729	4 651	City	
399	264	348	268	296	232	142	108	Village	
2 425	**2 487**	**2 648**	**2 494**	**2 291**	**2 160**	**5 227**	**2 922**	**Total**	General
2 349	2 446	2 591	2 438	2 238	2 119	5 199	2 907	City	
76	41	57	56	53	41	28	15	Village	
3 334	**2 965**	**3 253**	**2 847**	**2 945**	**2 690**	**2 644**	**1 837**	**Total**	Vocational and technical
3 011	2 742	2 962	2 635	2 702	2 499	2 530	1 744	City	
323	223	291	212	243	191	114	93	Village	

Note. Open education students are included.

2.13 İstatistiki Bölge Birimleri Sınıflaması 3. düzey, yerleşim yeri ve doğum yıllarına göre ortaöğretimde öğrenci sayısı (devam)

[2016/'17 öğretim yılı]

					Doğum Yılları - Year of Birth			
		Toplam - Total			**2003 ve Sonraki Doğumlular** Born in 2003 and After		**2002**	
İBBS 3. Düzey		**Toplam** Total	**Erkek** Male	**Kadın** Female	**Erkek** Male	**Kadın** Female	**Erkek** Male	**Kadın** Female
TRC13 Kilis	**Toplam**	**11 507**	**6 144**	**5 363**	**89**	**122**	**1 008**	**1 098**
	Şehir	11 507	6 144	5 363	89	122	1 008	1 098
	Köy	-	-	-	-	-	-	-
Genel	**Toplam**	**5 434**	**2 686**	**2 748**	**3**	**15**	**312**	**471**
	Şehir	5 434	2 686	2 748	3	15	312	471
	Köy	-	-	-	-	-	-	-
Mesleki ve teknik	**Toplam**	**6 073**	**3 458**	**2 615**	**86**	**107**	**696**	**627**
	Şehir	6 073	3 458	2 615	86	107	696	627
	Köy	-	-	-	-	-	-	-
TRC21 Şanlıurfa	**Toplam**	**151 153**	**88 904**	**62 249**	**329**	**388**	**15 143**	**11 896**
	Şehir	151 153	88 904	62 249	329	388	15 143	11 896
	Köy	-	-	-	-	-	-	-
Genel	**Toplam**	**84 342**	**49 533**	**34 809**	**149**	**154**	**7 189**	**6 474**
	Şehir	84 342	49 533	34 809	149	154	7 189	6 474
	Köy	-	-	-	-	-	-	-
Mesleki ve teknik	**Toplam**	**66 811**	**39 371**	**27 440**	**180**	**234**	**7 954**	**5 422**
	Şehir	66 811	39 371	27 440	180	234	7 954	5 422
	Köy	-	-	-	-	-	-	-
TRC22 Diyarbakır	**Toplam**	**143 423**	**80 835**	**62 588**	**237**	**317**	**12 760**	**11 408**
	Şehir	143 423	80 835	62 588	237	317	12 760	11 408
	Köy	-	-	-	-	-	-	-
Genel	**Toplam**	**77 010**	**45 367**	**31 643**	**118**	**148**	**5 723**	**5 661**
	Şehir	77 010	45 367	31 643	118	148	5 723	5 661
	Köy	-	-	-	-	-	-	-
Mesleki ve teknik	**Toplam**	**66 413**	**35 468**	**30 945**	**119**	**169**	**7 037**	**5 747**
	Şehir	66 413	35 468	30 945	119	169	7 037	5 747
	Köy	-	-	-	-	-	-	-
TRC31 Mardin	**Toplam**	**70 200**	**40 062**	**30 138**	**170**	**231**	**6 995**	**6 182**
	Şehir	70 200	40 062	30 138	170	231	6 995	6 182
	Köy	-	-	-	-	-	-	-
Genel	**Toplam**	**40 940**	**23 461**	**17 479**	**77**	**121**	**3 360**	**3 385**
	Şehir	40 940	23 461	17 479	77	121	3 360	3 385
	Köy	-	-	-	-	-	-	-
Mesleki ve teknik	**Toplam**	**29 260**	**16 601**	**12 659**	**93**	**110**	**3 635**	**2 797**
	Şehir	29 260	16 601	12 659	93	110	3 635	2 797
	Köy	-	-	-	-	-	-	-
TRC32 Batman	**Toplam**	**58 492**	**32 208**	**26 284**	**115**	**146**	**5 017**	**4 905**
	Şehir	57 545	31 854	25 691	114	138	4 934	4 753
	Köy	947	354	593	1	8	83	152
Genel	**Toplam**	**36 780**	**20 588**	**16 192**	**79**	**92**	**2 995**	**3 021**
	Şehir	36 780	20 588	16 192	79	92	2 995	3 021
	Köy	-	-	-	-	-	-	-
Mesleki ve teknik	**Toplam**	**21 712**	**11 620**	**10 092**	**36**	**54**	**2 022**	**1 884**
	Şehir	20 765	11 266	9 499	35	46	1 939	1 732
	Köy	947	354	593	1	8	83	152

Not. Açıköğretim öğrencileri dahil edilmiştir.

2.13 Number of students in secondary education by year of birth and setlement place according to Statistical Regions Level 3 (continued)

[The educational year 2016/'17]

Doğum Yılları - Year of Birth									
2001		2000		1999		1998 ve Önceki Doğumlular Born in 1998 and Before			
Erkek Male	**Kadın** Female	**Erkek** Male	**Kadın** Female	**Erkek** Male	**Kadın** Female	**Erkek** Male	**Kadın** Female		SR Level 3
1 191	**1 197**	**1 150**	**1 108**	**1 199**	**1 008**	**1 507**	**830**	**Total**	Kilis TRC13
1 191	1 197	1 150	1 108	1 199	1 008	1 507	830	City	
-	-	-	-	-	-	-	-	Village	
402	**567**	**456**	**614**	**404**	**487**	**1 109**	**594**	**Total**	General
402	567	456	614	404	487	1 109	594	City	
-	-	-	-	-	-	-	-	Village	
789	**630**	**694**	**494**	**795**	**521**	**398**	**236**	**Total**	Vocational and technical
789	630	694	494	795	521	398	236	City	
-	-	-	-	-	-	-	-	Village	
17 656	**13 451**	**16 314**	**12 921**	**15 032**	**10 850**	**24 430**	**12 743**	**Total**	Şanlıurfa TRC21
17 656	13 451	16 314	12 921	15 032	10 850	24 430	12 743	City	
-	-	-	-	-	-	-	-	Village	
8 676	**7 310**	**8 363**	**6 911**	**7 393**	**5 510**	**17 763**	**8 450**	**Total**	General
8 676	7 310	8 363	6 911	7 393	5 510	17 763	8 450	City	
-	-	-	-	-	-	-	-	Village	
8 980	**6 141**	**7 951**	**6 010**	**7 639**	**5 340**	**6 667**	**4 293**	**Total**	Vocational and technical
8 980	6 141	7 951	6 010	7 639	5 340	6 667	4 293	City	
-	-	-	-	-	-	-	-	Village	
14 847	**12 994**	**14 102**	**12 701**	**12 783**	**10 898**	**26 106**	**14 270**	**Total**	Diyarbakır TRC22
14 847	12 994	14 102	12 701	12 783	10 898	26 106	14 270	City	
-	-	-	-	-	-	-	-	Village	
7 233	**6 903**	**6 963**	**5 803**	**5 853**	**4 414**	**19 477**	**8 714**	**Total**	General
7 233	6 903	6 963	5 803	5 853	4 414	19 477	8 714	City	
-	-	-	-	-	-	-	-	Village	
7 614	**6 091**	**7 139**	**6 898**	**6 930**	**6 484**	**6 629**	**5 556**	**Total**	Vocational and technical
7 614	6 091	7 139	6 898	6 930	6 484	6 629	5 556	City	
-	-	-	-	-	-	-	-	Village	
7 661	**6 556**	**7 191**	**6 124**	**6 587**	**5 285**	**11 458**	**5 760**	**Total**	Mardin TRC31
7 661	6 556	7 191	6 124	6 587	5 285	11 458	5 760	City	
-	-	-	-	-	-	-	-	Village	
4 017	**3 765**	**4 022**	**3 451**	**3 320**	**2 733**	**8 665**	**4 024**	**Total**	General
4 017	3 765	4 022	3 451	3 320	2 733	8 665	4 024	City	
-	-	-	-	-	-	-	-	Village	
3 644	**2 791**	**3 169**	**2 673**	**3 267**	**2 552**	**2 793**	**1 736**	**Total**	Vocational and technical
3 644	2 791	3 169	2 673	3 267	2 552	2 793	1 736	City	
-	-	-	-	-	-	-	-	Village	
5 903	**5 537**	**5 843**	**5 301**	**5 278**	**4 605**	**10 052**	**5 790**	**Total**	Batman TRC32
5 818	5 414	5 739	5 150	5 214	4 499	10 035	5 737	City	
85	123	104	151	64	106	17	53	Village	
3 673	**3 592**	**3 677**	**3 389**	**2 921**	**2 490**	**7 243**	**3 608**	**Total**	General
3 673	3 592	3 677	3 389	2 921	2 490	7 243	3 608	City	
-	-	-	-	-	-	-	-	Village	
2 230	**1 945**	**2 166**	**1 912**	**2 357**	**2 115**	**2 809**	**2 182**	**Total**	Vocational and technical
2 145	1 822	2 062	1 761	2 293	2 009	2 792	2 129	City	
85	123	104	151	64	106	17	53	Village	

Note. Open education students are included.

2.13 İstatistiki Bölge Birimleri Sınıflaması 3. düzey, yerleşim yeri ve doğum yıllarına göre ortaöğretimde öğrenci sayısı (devam)

[2016/'17 öğretim yılı]

					Doğum Yılları - Year of Birth			
		Toplam - Total			**2003 ve Sonraki Doğumlular** Born in 2003 and After		**2002**	
İBBS 3. Düzey		**Toplam** Total	**Erkek** Male	**Kadın** Female	**Erkek** Male	**Kadın** Female	**Erkek** Male	**Kadın** Female
TRC33 Şırnak	**Toplam**	**42 512**	**24 122**	**18 390**	**128**	**115**	**3 969**	**3 513**
	Şehir	38 738	21 948	16 790	102	102	3 498	3 186
	Köy	3 774	2 174	1 600	26	13	471	327
Genel	**Toplam**	**20 573**	**11 707**	**8 866**	**47**	**62**	**1 554**	**1 809**
	Şehir	20 573	11 707	8 866	47	62	1 554	1 809
	Köy	-	-	-	-	-	-	-
Mesleki ve teknik	**Toplam**	**21 939**	**12 415**	**9 524**	**81**	**53**	**2 415**	**1 704**
	Şehir	18 165	10 241	7 924	55	40	1 944	1 377
	Köy	3 774	2 174	1 600	26	13	471	327
TRC34 Siirt	**Toplam**	**30 219**	**18 336**	**11 883**	**98**	**94**	**3 078**	**2 369**
	Şehir	29 107	17 658	11 449	95	90	2 878	2 267
	Köy	1 112	678	434	3	4	200	102
Genel	**Toplam**	**16 478**	**10 621**	**5 857**	**54**	**44**	**1 488**	**1 082**
	Şehir	16 478	10 621	5 857	54	44	1 488	1 082
	Köy	-	-	-	-	-	-	-
Mesleki ve teknik	**Toplam**	**13 741**	**7 715**	**6 026**	**44**	**50**	**1 590**	**1 287**
	Şehir	12 629	7 037	5 592	41	46	1 390	1 185
	Köy	1 112	678	434	3	4	200	102

Not. Açıköğretim öğrencileri dahil edilmiştir.

2.13 Number of students in secondary education by year of birth and setlement place according to Statistical Regions Level 3 (continued)

[The educational year 2016/'17]

Doğum Yılları - Year of Birth									
2001		2000		1999		1998 ve Önceki Doğumlular Born in 1998 and Before			
Erkek Male	**Kadın** Female	**Erkek** Male	**Kadın** Female	**Erkek** Male	**Kadın** Female	**Erkek** Male	**Kadın** Female		SR Level 3
4 549	**4 062**	**4 135**	**3 629**	**3 736**	**3 108**	**7 605**	**3 963**	**Total**	Şırnak TRC33
3 959	3 669	3 647	3 263	3 373	2 833	7 369	3 737	City	
590	393	488	366	363	275	236	226	Village	
1 659	**1 862**	**1 592**	**1 523**	**1 509**	**1 270**	**5 346**	**2 340**	**Total**	General
1 659	1 862	1 592	1 523	1 509	1 270	5 346	2 340	City	
-	-	-	-	-	-	-	-	Village	
2 890	**2 200**	**2 543**	**2 106**	**2 227**	**1 838**	**2 259**	**1 623**	**Total**	Vocational and technical
2 300	1 807	2 055	1 740	1 864	1 563	2 023	1 397	City	
590	393	488	366	363	275	236	226	Village	
3 333	**2 566**	**3 078**	**2 391**	**2 976**	**2 037**	**5 773**	**2 426**	**Total**	Siirt TRC34
3 117	2 433	2 933	2 299	2 906	1 969	5 729	2 391	City	
216	133	145	92	70	68	44	35	Village	
1 668	**1 117**	**1 713**	**1 151**	**1 477**	**912**	**4 221**	**1 551**	**Total**	General
1 668	1 117	1 713	1 151	1 477	912	4 221	1 551	City	
-	-	-	-	-	-	-	-	Village	
1 665	**1 449**	**1 365**	**1 240**	**1 499**	**1 125**	**1 552**	**875**	**Total**	Vocational and technical
1 449	1 316	1 220	1 148	1 429	1 057	1 508	840	City	
216	133	145	92	70	68	44	35	Village	

Note. Open education students are included.

2.14 İstatistiki Bölge Birimleri Sınıflaması 3. düzey, Din Öğretimi Genel Müdürlüğü'ne bağlı liselerde okul, öğrenci, öğretmen ve derslik sayısı

The number of schools, students, teachers and classrooms in upper secondary schools dependent on General Directorate of Religious Education according to Statistical Regions Level 3

[2016/'17 öğretim yılı - The educational year 2016/'17]

		Toplam Öğrenci The Total Student			Öğrenci (AİHL) Student			Açık İmam Hatip Lisesi Open Religious High Schools			Öğretmen[1] Teacher[1]			
İBBS 3. Düzey SR Level 3	**Okul** School	**Toplam** Total	**Erkek** Male	**Kadın** Female	**Toplam** Total	**Erkek** Male	**Kadın** Female	**Toplam** Total	**Erkek** Male	**Kadın** Female	**Toplam** Total	**Erkek** Male	**Kadın** Female	**Derslik** Classroom
TR Türkiye - TR Turkey	**1 452**	**645 318**	**284 218**	**361 100**	**506 516**	**232 501**	**274 015**	**138 802**	**51 717**	**87 085**	**40 891**	**20 719**	**20 172**	**30 203**
TR100 İstanbul	182	127 375	51 749	75 626	95 947	39 996	55 951	31 428	11 753	19 675	7 313	2 776	4 537	5 226
TR211 Tekirdağ	15	4 765	2 023	2 742	3 823	1 690	2 133	942	333	609	266	115	151	292
TR212 Edirne	6	946	494	452	778	444	334	168	50	118	79	38	41	71
TR213 Kırklareli	5	835	401	434	733	363	370	102	38	64	78	31	47	54
TR221 Balıkesir	19	5 307	2 246	3 061	4 355	2 071	2 284	952	175	777	484	267	217	274
TR222 Çanakkale	11	1 649	823	826	1 448	773	675	201	50	151	210	92	118	180
TR310 İzmir	41	12 668	5 001	7 667	10 408	4 421	5 987	2 260	580	1 680	997	409	588	727
TR321 Aydın	16	3 400	1 657	1 743	2 670	1 443	1 227	730	214	516	262	140	122	268
TR322 Denizli	16	6 018	2 907	3 111	5 235	2 593	2 642	783	314	469	415	225	190	363
TR323 Muğla	15	2 766	1 391	1 375	2 295	1 198	1 097	471	193	278	302	137	165	243
TR331 Manisa	22	8 004	3 549	4 455	6 218	2 998	3 220	1 786	551	1 235	504	286	218	427
TR332 Afyonkarahisar	24	5 408	2 156	3 252	4 015	1 786	2 229	1 393	370	1 023	401	220	181	346
TR333 Kütahya	16	4 431	1 965	2 466	3 542	1 770	1 772	889	195	694	300	195	105	262
TR334 Uşak	10	2 000	988	1 012	1 667	866	801	333	122	211	127	70	57	134
TR411 Bursa	52	20 636	8 257	12 379	16 733	7 143	9 590	3 903	1 114	2 789	1 713	812	901	1 107
TR412 Eskişehir	10	2 427	833	1 594	1 789	636	1 153	638	197	441	224	97	127	155
TR413 Bilecik	5	1 096	514	582	923	484	439	173	30	143	96	46	50	65
TR421 Kocaeli	25	13 564	4 458	9 106	9 639	3 437	6 202	3 925	1 021	2 904	806	382	424	668
TR422 Sakarya	16	9 972	3 777	6 195	6 827	2 886	3 941	3 145	891	2 254	439	217	222	298
TR423 Düzce	9	3 924	1 465	2 459	3 050	1 253	1 797	874	212	662	234	128	106	141
TR424 Bolu	6	2 509	1 230	1 279	1 855	923	932	654	307	347	168	78	90	107
TR425 Yalova	4	973	341	632	703	274	429	270	67	203	59	34	25	59
TR510 Ankara	62	28 018	11 248	16 770	22 488	9 445	13 043	5 530	1 803	3 727	2 310	824	1 486	1 527
TR521 Konya	58	33 314	12 577	20 737	26 477	10 423	16 054	6 837	2 154	4 683	1 904	1 038	866	1 365
TR522 Karaman	6	2 392	924	1 468	1 871	788	1 083	521	136	385	153	103	50	128
TR611 Antalya	36	10 724	4 411	6 313	8 395	3 927	4 468	2 329	484	1 845	834	432	402	687
TR612 Isparta	15	3 218	1 537	1 681	2 444	1 285	1 159	774	252	522	274	154	120	213
TR613 Burdur	4	1 255	639	616	1 016	553	463	239	86	153	104	61	43	89
TR621 Adana	25	12 031	5 400	6 631	9 697	4 585	5 112	2 334	815	1 519	805	389	416	598
TR622 Mersin	20	10 917	5 142	5 775	8 925	4 541	4 384	1 992	601	1 391	707	379	328	479
TR631 Hatay	22	11 760	5 303	6 457	10 039	4 589	5 450	1 721	714	1 007	645	386	259	451
TR632 Kahramanmaraş	20	13 555	5 326	8 229	11 701	4 768	6 933	1 854	558	1 296	719	417	302	468
TR633 Osmaniye	8	5 113	2 171	2 942	4 526	2 034	2 492	587	137	450	316	181	135	204
TR711 Kırıkkale	5	1 137	430	707	821	328	493	316	102	214	99	46	53	65
TR712 Aksaray	12	3 697	1 489	2 208	3 041	1 272	1 769	656	217	439	223	141	82	188
TR713 Niğde	9	2 708	1 174	1 534	2 279	1 047	1 232	429	127	302	180	90	90	165
TR714 Nevşehir	9	2 540	1 178	1 362	2 111	997	1 114	429	181	248	186	94	92	185
TR715 Kırşehir	10	1 586	685	901	1 385	643	742	201	42	159	121	75	46	83

Not. Anadolu İmam Hatip Lisesi okul, öğrenci, öğretmen ve derslik sayıları, mesleki ve teknik ortaöğretim bilgileri içerisinde de yer almaktadır.

Note. The number of schools, students, teachers and classrooms in Anatolia Imam and Preacher Upper Secondary Schools are also included in Vocational and Technical Secondary Education data.

(1) Kadrolu ve sözleşmeli öğretmenleri kapsar.

(1) Includes permanent and contractual teaching staff.

2.14 İstatistiki Bölge Birimleri Sınıflaması 3. düzey, Din Öğretimi Genel Müdürlüğü'ne bağlı liselerde okul, öğrenci, öğretmen ve derslik sayısı

The number of schools, students, teachers and classrooms in upper secondary schools dependent on General Directorate of Religious Education according to Statistical Regions Level 3

[2016/'17 öğretim yılı - The educational year 2016/'17]

		Toplam Öğrenci The Total Student			**Öğrenci (AİHL)** Student			**Açık İmam Hatip Lisesi** Open Religious High Schools			**Öğretmen**[1] Teacher[1]			
İBBS 3. Düzey SR Level 3	**Okul** School	**Toplam** Total	**Erkek** Male	**Kadın** Female	**Toplam** Total	**Erkek** Male	**Kadın** Female	**Toplam** Total	**Erkek** Male	**Kadın** Female	**Toplam** Total	**Erkek** Male	**Kadın** Female	**Derslik** Classroom
TR721 Kayseri	40	13 252	5 803	7 449	11 223	5 180	6 043	2 029	623	1 406	919	517	402	869
TR722 Sivas	17	5 966	2 337	3 629	5 088	2 028	3 060	878	309	569	428	254	174	291
TR723 Yozgat	19	4 904	2 057	2 847	3 935	1 805	2 130	969	252	717	384	218	166	269
TR811 Zonguldak	10	3 714	1 601	2 113	3 010	1 455	1 555	704	146	558	262	146	116	285
TR812 Karabük	5	1 835	782	1 053	1 543	732	811	292	50	242	132	65	67	141
TR813 Bartın	4	1 572	675	897	1 259	621	638	313	54	259	76	49	27	74
TR821 Kastamonu	15	3 063	1 568	1 495	2 579	1 413	1 166	484	155	329	234	129	105	150
TR822 Çankırı	5	1 175	539	636	853	416	437	322	123	199	70	37	33	69
TR823 Sinop	6	1 627	903	724	1 360	784	576	267	119	148	119	70	49	90
TR831 Samsun	24	13 652	6 268	7 384	10 826	5 113	5 713	2 826	1 155	1 671	883	485	398	533
TR832 Tokat	13	5 315	2 389	2 926	4 428	2 146	2 282	887	243	644	389	262	127	240
TR833 Çorum	15	5 734	2 657	3 077	4 920	2 370	2 550	814	287	527	414	248	166	342
TR834 Amasya	10	2 997	1 312	1 685	2 352	1 143	1 209	645	169	476	193	112	81	150
TR901 Trabzon	22	9 864	4 237	5 627	5 982	2 834	3 148	3 882	1 403	2 479	614	337	277	409
TR902 Ordu	19	8 470	4 182	4 288	6 885	3 589	3 296	1 585	593	992	619	335	284	408
TR903 Giresun	20	4 471	2 245	2 226	3 741	1 976	1 765	730	269	461	394	241	153	275
TR904 Rize	14	5 526	2 904	2 622	2 991	1 466	1 525	2 535	1 438	1 097	344	165	179	260
TR905 Artvin	8	1 224	633	591	992	537	455	232	96	136	143	78	65	119
TR906 Gümüşhane	6	1 189	485	704	816	405	411	373	80	293	87	53	34	85
TRA11 Erzurum	24	11 203	5 265	5 938	7 090	3 744	3 346	4 113	1 521	2 592	541	299	242	429
TRA12 Erzincan	4	1 812	591	1 221	1 296	434	862	516	157	359	110	57	53	80
TRA13 Bayburt	2	1 291	565	726	889	429	460	402	136	266	66	37	29	42
TRA21 Ağrı	10	6 309	3 422	2 887	5 141	2 914	2 227	1 168	508	660	260	141	119	215
TRA22 Kars	8	3 009	1 623	1 386	2 452	1 286	1 166	557	337	220	166	75	91	151
TRA23 Iğdır	4	1 361	565	796	1 237	521	716	124	44	80	80	43	37	83
TRA24 Ardahan	5	580	321	259	456	270	186	124	51	73	72	32	40	85
TRB11 Malatya	17	7 888	3 267	4 621	6 250	2 676	3 574	1 638	591	1 047	518	322	196	297
TRB12 Elazığ	12	5 555	2 495	3 060	4 462	2 101	2 361	1 093	394	699	443	254	189	267
TRB13 Bingöl	10	3 997	1 931	2 066	3 062	1 451	1 611	935	480	455	255	160	95	225
TRB14 Tunceli	2	139	85	54	129	78	51	10	7	3	19	9	10	11
TRB21 Van	24	14 357	6 561	7 796	11 251	5 350	5 901	3 106	1 211	1 895	687	385	302	539
TRB22 Muş	11	5 049	2 997	2 052	3 861	2 422	1 439	1 188	575	613	249	136	113	222
TRB23 Bitlis	12	5 117	2 940	2 177	3 724	2 108	1 616	1 393	832	561	292	170	122	207
TRB24 Hakkari	4	3 113	1 816	1 297	2 282	1 295	987	831	521	310	121	63	58	63
TRC11 Gaziantep	26	11 949	5 195	6 754	10 009	4 524	5 485	1 940	671	1 269	640	341	299	643
TRC12 Adıyaman	18	9 141	4 162	4 979	8 005	3 765	4 240	1 136	397	739	646	444	202	308
TRC13 Kilis	5	1 941	953	988	1 770	862	908	171	91	80	93	52	41	103
TRC21 Şanlıurfa	48	24 135	12 672	11 463	21 358	11 336	10 022	2 777	1 336	1 441	1 466	816	650	1 179
TRC22 Diyarbakır	35	20 008	11 453	8 555	14 613	8 360	6 253	5 395	3 093	2 302	941	588	353	664
TRC31 Mardin	23	10 133	5 554	4 579	8 262	4 413	3 849	1 871	1 141	730	622	385	237	437
TRC32 Batman	11	6 439	2 678	3 761	4 778	1 950	2 828	1 661	728	933	369	234	135	212
TRC33 Şırnak	8	4 400	2 236	2 164	3 561	1 696	1 865	839	540	299	184	98	86	156
TRC34 Siirt	11	6 204	3 435	2 769	3 926	1 830	2 096	2 278	1 605	673	290	172	118	164

Not. Anadolu İmam Hatip Lisesi okul, öğrenci, öğretmen ve derslik sayıları, mesleki ve teknik ortaöğretim bilgileri içerisinde de yer almaktadır.

Note. The number of schools, students, teachers and classrooms in Anatolia Imam and Preacher Upper Secondary Schools are also included in Vocational and Technical Secondary Education data.

(1) Kadrolu ve sözleşmeli öğretmenleri kapsar.

(1) Includes permanent and contractual teaching staff.

2.15 İstatistiki Bölge Birimleri Sınıflaması 3. düzeye göre taşımalı ortaöğretim yapılan öğrenci sayıları

Number of students transporting secondary school by Statistical Regions Level 3

[2016/'17 öğretim yılı - The educational year 2016/'17]

İBBS - 3. Düzey SR - Level 3	**Taşınılan Merkez Okul Sayısı** (1) Number of Transporting Central Schools (1)	**Taşınan Öğrenci Sayısı** Number of Transported Students		
		Toplam Total	**Erkek** Male	**Kadın** Female
TR Türkiye TR Turkey	**5 052**	**451 959**	**238 007**	**213 952**
TR100 İstanbul	38	1 736	859	877
TR211 Tekirdağ	50	10 229	5 399	4 830
TR212 Edirne	82	3 583	1 724	1 859
TR213 Kırklareli	38	6 875	4 385	2 490
TR221 Balıkesir	26	5 549	3 005	2 544
TR222 Çanakkale	48	2 297	1 260	1 037
TR310 İzmir	101	3 011	1 525	1 486
TR321 Aydın	39	970	501	469
TR322 Denizli	82	5 381	2 932	2 449
TR323 Muğla	54	3 203	1 679	1 524
TR331 Manisa	32	3 094	1 739	1 355
TR332 Afyonkarahisar	117	6 203	3 429	2 774
TR333 Kütahya	66	4 517	2 403	2 114
TR334 Uşak	13	31	13	18
TR411 Bursa	86	23 617	13 051	10 566
TR412 Eskişehir	61	3 933	1 888	2 045
TR413 Bilecik	87	6 481	3 239	3 242
TR421 Kocaeli	92	7 913	3 948	3 965
TR422 Sakarya	54	4 634	2 491	2 143
TR423 Düzce	87	6 850	3 549	3 301
TR424 Bolu	66	3 488	1 820	1 668
TR425 Yalova	10	800	395	405
TR510 Ankara	89	6 410	3 269	3 141
TR521 Konya	58	3 097	1 649	1 448
TR522 Karaman	107	6 468	3 113	3 355
TR611 Antalya	26	1 460	743	717
TR612 Isparta	44	2 090	1 109	981
TR613 Burdur	96	6 614	3 322	3 292
TR621 Adana	98	6 262	3 224	3 038
TR622 Mersin	58	3 141	1 572	1 569
TR631 Hatay	36	1 971	915	1 056
TR632 Kahramanmaraş	192	16 001	8 233	7 768
TR633 Osmaniye	40	2 925	1 540	1 385
TR711 Kırıkkale	83	7 755	4 058	3 697
TR712 Aksaray	55	3 114	1 667	1 447
TR713 Niğde	11	196	75	121
TR714 Nevşehir	117	9 790	5 167	4 623

(1) Taşınılan Merkez Okul: Çevredeki yerleşim birimlerinden öğrencilerin eğitim öğretim görmek amacıyla taşındıkları okul.

(1) Central transporting scholl: School to which students from nearby areas are transported in order to receive education.

2.15 İstatistiki Bölge Birimleri Sınıflaması 3. düzeye göre taşımalı ortaöğretim öğrenci sayıları (devam)

Number of students transporting secondary school by Statistical Regions Level 3

[2016/'17 öğretim yılı - The educational year 2016/'17]

İBBS - 3. Düzey SR - Level 3	**Taşınılan Merkez Okul Sayısı** [1] Number of Transporting Central Schools [1]	**Taşınan Öğrenci Sayısı** Number of Transported Students		
		Toplam Total	**Erkek** Male	**Kadın** Female
TR715 Kırşehir	45	2 831	1 472	1 359
TR721 Kayseri	77	13 769	7 137	6 632
TR722 Sivas	35	1 685	865	820
TR723 Yozgat	57	6 596	3 524	3 072
TR811 Zonguldak	52	4 913	2 527	2 386
TR812 Karabük	47	2 985	1 585	1 400
TR813 Bartın	44	3 089	1 871	1 218
TR821 Kastamonu	76	9 627	5 393	4 234
TR822 Çankırı	66	4 325	2 220	2 105
TR823 Sinop	14	1 296	720	576
TR831 Samsun	69	7 093	3 673	3 420
TR832 Tokat	26	1 926	1 042	884
TR833 Çorum	33	1 286	688	598
TR834 Amasya	88	3 265	1 693	1 572
TR901 Trabzon	15	1 355	679	676
TR902 Ordu	115	27 116	16 674	10 442
TR903 Giresun	33	2 047	1 268	779
TR904 Rize	99	23 311	11 581	11 730
TR905 Artvin	129	6 928	3 454	3 474
TR906 Gümüşhane	91	6 434	3 283	3 151
TRA11 Erzurum	147	21 491	10 843	10 648
TRA12 Erzincan	27	7 502	3 801	3 701
TRA13 Bayburt	52	2 693	1 421	1 272
TRA21 Ağrı	55	8 161	4 184	3 977
TRA22 Kars	96	8 724	4 627	4 097
TRA23 Iğdır	71	4 182	2 123	2 059
TRA24 Ardahan	93	6 014	3 073	2 941
TRB11 Malatya	137	16 690	8 283	8 407
TRB12 Elazığ	14	165	79	86
TRB13 Bingöl	70	4 359	2 245	2 114
TRB14 Tunceli	25	3 483	1 840	1 643
TRB21 Van	34	904	474	430
TRB22 Muş	87	8 291	4 252	4 039
TRB23 Bitlis	8	212	82	130
TRB24 Hakkari	40	4 256	2 131	2 125
TRC11 Gaziantep	90	6 659	3 340	3 319
TRC12 Adıyaman	75	8 673	4 698	3 975
TRC13 Kilis	42	3 374	1 653	1 721
TRC21 Şanlıurfa	40	682	386	296
TRC22 Diyarbakır	14	435	214	221
TRC31 Mardin	36	1 678	852	826
TRC32 Batman	39	2 230	1 218	1 012
TRC33 Şırnak	59	5 191	2 737	2 454
TRC34 Siirt	51	2 344	1 212	1 132

2.16.a Öğretim yılına göre mesleki ve teknik ortaöğretim mezunlarının toplam ortaöğretim mezunları içindeki oranı

The ratio of graduates from vocational and technical secondary education to total graduates from secondary education according to education years

Öğretim Yılı Educational Year	Ortaöğretim Secondary Education			Genel Ortaöğretim General Secondary Education			Mesleki ve Teknik Ortaöğretim Vocational and Technical Secondary Education			Mesleki ve Teknik Ortaöğretim Mezunlarının Ortaöğretim İçindeki Oranı The Ratio of Graduates from Vocational and Technical Secondary Education to Total Graduates from Secondary Education		
	Toplam Total	Erkek Male	Kadın Female	Toplam Total	Erkek Male	Kadın Female	Toplam Total	Erkek Male	Kadın Female	Toplam% Total%	Erkek% Male%	Kadın% Female%
2003/'04	683 350	376 730	306 620	451 082	236 193	214 889	232 268	140 537	91 731	33,99	37,30	29,92
2004/'05	590 834	321 847	268 987	379 511	197 188	182 323	211 323	124 659	86 664	35,77	38,73	32,22
2005/'06	645 328	352 384	292 944	410 109	210 633	199 476	235 219	141 751	93 468	36,45	40,23	31,91
2006/'07	729 535	401 916	327 619	465 809	239 958	225 851	263 726	161 958	101 768	36,15	40,30	31,06
2007/'08	321 741	182 058	139 683	213 506	115 530	97 976	108 235	66 528	41 707	33,64	36,54	29,86
2008/'09	548 894	264 988	283 906	366 444	169 351	197 093	182 450	95 637	86 813	33,24	36,09	30,58
2009/'10	662 894	342 017	320 877	399 478	193 784	205 694	263 416	148 233	115 183	39,74	43,34	35,90
2010/'11	706 512	360 783	345 729	392 064	188 269	203 795	314 448	172 514	141 934	44,51	47,82	41,05
2011/'12	712 702	355 457	357 245	380 548	179 947	200 601	332 154	175 510	156 644	46,60	49,38	43,85
2012/'13	727 792	362 676	365 116	388 522	181 534	206 988	339 270	181 142	158 128	46,62	49,95	43,31
2013/'14	856 809	426 730	430 079	429 943	205 792	224 151	426 866	220 938	205 928	49,82	51,77	47,88
2014/'15	950 168	468 771	481 397	478 283	229 735	248 548	471 885	239 036	232 849	49,66	50,99	48,37
2015/'16	987 634	484 350	503 284	472 169	225 684	246 485	515 465	258 666	256 799	52,19	53,40	51,02

Not. 2013-2014 eğitim öğretim yılından itibaren açık öğretim öğrencileri dahil edilmiştir.

Note. Open education students are included as of 2013/'14 educational year.

2.16.b Yıllara göre Genel, Mesleki Teknik ve Din Öğretimi okul ve öğrenci sayılarının toplam içindeki oranları

The percentage of General, Vocational and Technical, Religious Education schools and students in total by years

Öğretim Yılı Educational Year	Eğitim Kademesi Level of Education	Okul Sayısı Number of School	Öğrenci Sayısı Number of Student	Oranlar % Ratios % Okul School	Oranlar % Ratios % Öğrenci Student
2016-2017 (1.dönem)	**Ortaöğretim Toplamı** Total of Secondary Education	**10 596**	**5 513 731**	**100,00**	**100,00**
	Genel Ortaöğretim General Secondary Education	5 152	2 912 093	48,62	52,82
	Mesleki ve Teknik Ortaöğretim Vocational and Technical Secondary Education	4 036	1 967 232	38,09	35,68
	Din Öğretimi Religious Education	1 408	634 406	13,29	11,51
2016-2017	**Ortaöğretim Toplamı** Total of Secondary Education	**11 076**	**5 849 970**	**100,00**	**100,00**
	Genel Ortaöğretim General Secondary Education	5 225	3 136 440	47,17	53,61
	Mesleki ve Teknik Ortaöğretim Vocational and Technical Secondary Education	4 399	2 068 212	39,72	35,35
	Din Öğretimi Religious Education	1 452	645 318	13,11	11,03

Not. Açıköğretim öğrencileri dahil edilmiştir.

Note. Open education students are included.

2.17 Yaygın eğitim kurumlarının türlerine göre kurum, kursiyer, öğretmen ve derslik sayısı

Number of institutions, participants, teachers and classrooms by kind of non-formal education institutions

[**2015/'16 öğretim yılı sonu** - End of the educational year 2015/'16] (6)

Kurum Türü Kind of Institution	Kurum Institution	Kursiyer Sayısı (6) Number of participants (6) Toplam Total	Erkek Male	Kadın Female	Öğretmen Teacher Toplam Total	Erkek Male	Kadın Female	Derslik Classroom
Genel Toplam General Total	**12 737**	**9 864 149**	**5 050 295**	**4 813 854**	**73 050**	**36 535**	**36 515**	**75 808**
Yaygın Eğitim (Resmi) Non-Formal Education (Public)	**1 363**	**7 690 081**	**3 646 985**	**4 043 096**	**15 712**	**7 414**	**8 298**	**7 490**
Mesleki Eğitim Merkezi (1) Vocational Training Center (1)	-	224 399	185 818	38 581	-	-	-	-
Kız Teknik Olgunlaşma Enstitüsü Girls Mature Technical Institute	17	12 655	3 485	9 170	457	48	409	63
Halk Eğitim Merkezi Public Training Center	986	7 348 387	3 393 446	3 954 941	10 312	4 383	5 929	6 004
Turizm Eğitim Merkezi Tourism Training Center	10	439	384	55	63	41	22	44
Bilim ve Sanat Merkezi (Üstün veya Özel Yetenekliler) Science and Art Center (Superior or Special Talented)	106	24 291	12 303	11 988	1 659	946	713	1 180
Rehberlik Araştırma Merkezi (2) Counseling and Research Center (2)	233	581 326	356 893	224 433	3 221	1 996	1 225	199
Meslek Kursları (3308 say.yasaya göre) (3)(4) Vocational Courses (by law of 3308) (3)(4)	-	79 910	51 549	28 361	-	-	-	-
Yetişkinler Teknik Eğitim Merkezi (3) Adults Technical Education Center (3)	11	-	-	-	-	-	-	-
Yaygın Eğitim (Özel) Non-Formal Education (Private)	**11 374**	**2 174 068**	**1 403 310**	**770 758**	**57 338**	**29 121**	**28 217**	**68 318**
Özel Dershaneler (5) Private Teaching Centers (5)	-	17 485	8 993	8 492	-	-	-	-
Özel Öğretim Kursları Special Education Courses	953	62 826	30 207	32 619	4 538	2 622	1 916	7 786
Motorlu Taşıt Sürücüleri Kursu Motor Vehicles Drivers Course	3 498	1 325 750	923 749	402 001	17 502	13 499	4 003	10 208
Muhtelif Kurslar Various Courses	2 829	272 681	149 207	123 474	6 112	3 387	2 725	12 284
Özel Eğitim ve Rehabilitasyon Merkezi Special Education and Rehabilitation Center	2 074	373 942	226 606	147 336	22 264	7 585	14 679	27 342
Özel Eğitim Okulu (Yaygın Eğitim) Private Special Education School (Non-Formal Education)	38	4 092	2 456	1 636	-	-	-	-
Özel Etüt Eğitim Merkezi Private Etude Training Center	1 982	117 292	62 092	55 200	6 922	2 028	4 894	10 698

Not 1. Toplam öğretmen, kadrolu ve sözleşmeli öğretmenleri kapsar.

Note 1. Total of teachers includes permanent and contractual teaching staff.

(1) Mesleki eğitim merkezleri bağımsız olarak gösterilmiştir. 2017 Ocak ayından itibaren Mesleki Eğitim Merkezleri zorunlu eğitim kapsamına alınmış ve aday çırak, çırak, kalfa ve ustaların genel mesleki eğitimleri 09.12.2016 tarihli ve 6764 sayılı Milli Eğitim Bakanlığının Teşkilat ve Görevleri Hakkında Kanun Hükmünde Kararname ile Bazı Kanun ve Kanun Hükmünde Kararnamelerde değişiklik yapılmasına dair kanun ile Mesleki ve Teknik Eğitim Genel Müdürlüğüne devredilmiştir.

(1) Vocational Training Centers are shown independently. Since January 2017, Vocational Training Centers have been included in compulsory education, and general vocational trainings of candidate apprentices, apprentices, assistants and masters with the changes on Decree Law on the Organization and Duties of the Ministry of National Education dated 09.12.2016 numbered 6764 and Certain Laws and Decree Laws were transferred to the General Directorate of Vocational and Technical Education by law.

(2) Rehberlik araştırma merkezindeki öğrenci sayıları toplam sayıya dahil edilmemiştir. Öğrenci sayıları rehberlik araştırma merkezine başvuranların sayısıdır. (1 Ocak 2016 - 31 Aralık 2016)

(2) Number of students studying at the Guidance Research Center are not included in the total. Number of students are the number of applicants to the Guidance Research Centers. (1 January 2016- 31 December 2016)

(3) Bağlı bulundukları meslek lisesinde gösterilmiştir.

(3) Shown in their vocational high schools.

(4) Bu kurslar, mesleki ve teknik okullar ile yaygın eğitim kurumlarınca açıldığından kurum ve öğretmen sayısı verilmemiştir.

(4) Since vocational courses opened in their institutions, number of institutions and teachers are not shown.

(5) Özel Dershaneler, Özel Öğretim kursları ve örgün eğitim kurumlarına dönüşmüştür.

(5) Private Tuition Institutions were changed into Private Tuition Courses and formal education institutions.

(6) Yaygın eğitim kursiyer bilgileri, biten eğitim ve öğretim yılı itibariyle alınmaktadır, 2015/'16.

(6) Non-formal education trainee information are given by the end of educational year, 2015/'16.

3.1 Öğretim dairelerine göre burslu öğrenci sayısı, 2011-2016

Number of scholarship students by General Directorate/Department, 2011-2016

Öğretim daireleri General Directorate/Department	**2011**	**2012**	**2013**	**2014**	**2015**	**2016 (1.dönem)**	**2016**
Genel toplam General total	**234 188**	**254 128**	**254 833**	**243 114**	**242 351**	**258 192**	**207 445**
Temel Eğitim Genel Müdürlüğü General Directorate of Basic Education	98 402	101 444	84 150	65 803	64 968	81 015	80 963
Ortaöğretim Genel Müdürlüğü General Directorate of Secondary Education	121 054	133 072	143 017	145 815	142 186	142 813	99 581
Mesleki ve Teknik Eğitim Genel Müdürlüğü General Directorate of Vocational and Technical Education	8 767	10 775	15 516	16 112	15 556	13 153	9 479
Öğretmen Yetiştirme ve Eğitimi Genel Müdürlüğü (1) General Directorate of Teacher Training and Education (1)	-	-	-	-	-	-	-
Din Öğretimi Genel Müdürlüğü General Direcrotate of Religious Education	5 815	8 706	11 908	15 107	19 309	20 874	17 138
Özel Eğitim ve Rehberlik Hizmetleri Genel Müdürlüğü General Directorate of Special Education Guidance and Counselling Services	150	131	242	277	332	337	284

(1) 2011-2012 öğretim yılından itibaren Anadolu Öğretmen Liseleri Ortaöğretim Genel Müdürlüğüne bağlanmıştır.

(1) Since the Educational Year 2011-2012 Anatolian Teacher High Schools are connected to General Directorate of Secondary Education

3.2 İlköğretim ve ortaöğretim kurumlarında burslu öğrenci sayısı

Number of scholarship students in primary and secondary education institutions

[2016/'17 Öğretim yılı - The educational year 2016/'17]

	Burslu öğrenci sayısı - Scholarship student		
Öğretim daireleri General Directorate/Department	**Toplam** Total	**Erkek** Male	**Kadın** Female
Genel toplam - General total	**207 445**	**96 349**	**111 096**
Temel Eğitim Genel Müdürlüğü General Directorate of Basic Education	**80 963**	38 619	42 344
Ortaöğretim Genel Müdürlüğü General Directorate of Secondary Education	**99 581**	45 167	54 414
Mesleki ve Teknik Eğitim Genel Müdürlüğü General Directorate of Secondary Education	**9 479**	4 605	4 874
Din Öğretimi Genel Müdürlüğü General Direcrotate of Religious Education	**17 138**	7 785	9 353
Özel Eğitim ve Rehberlik Hizmetleri Genel Müdürlüğü General Directorate of Special Education Guidance and Counselling Services	**284**	173	111

3.3 Öğretim dairelerine göre pansiyon sayısı, pansiyon kapasitesi ve pansiyonlarda kalan öğrenci sayısı

Number of student boarding houses, their capacities and students in boarding houses by General Directorutel Department

[2016/'17 Öğretim yılı - The education year 2016/'17]

Öğretim dairesi General Directorate/Department	**Pansiyonlu Okul Sayısı** Number of Schools with Boarding Houses	**Pansiyon Kapasitesi** Capacity of Boarding Houses	**Paralı Yatılı Öğrenci Sayısı** Number of Boarding Students Subject to Payment	**Parasız Yatılı Öğrenci Sayısı** Number of Boarding Students Exempt From Payment	**Pansiyonda Kalan Öğrenci Sayısı** Number of Students in Boarding Houses		
					Toplam Total	**Erkek** Male	**Kadın** Female
Genel Toplam - General Total	**2 979**	**536 255**	**13 845**	**255 640**	**269 485**	**135 568**	**133 917**
Temel Eğitim Genel Müdürlüğü General Directorate of Basic Education	322	93 346	-	53 604	53 604	29 089	24 515
Ortaöğretim Genel Müdürlüğü General Directorate of Secondary Education	1 027	194 841	10 881	97 235	108 116	47 586	60 530
Mesleki ve Teknik Eğitim Genel Müdürlüğü General Directorate of Vocational and Technical Education	767	121 635	1 559	58 656	60 215	27 598	32 617
Din Öğretimi Genel Müdürlüğü General Direcrotate of Religious Education	829	123 246	1 404	44 720	46 124	30 378	15 746
Özel Eğitim ve Rehberlik Hizmetleri Gen. Müd. General Directorate of Special Education and Guidance Services	34	3 187	1	1 425	1 426	917	509

3.4 İstatistiki Bölge Birimleri Sınıflaması 3. düzeye göre resmi pansiyonlu okullarda kalan öğrenci sayısı ve pansiyon kapasitesi

Number of public dormitories, their capacities and students in public dormitories by Statistical Regions Level 3

[2016/'17 Öğretim yılı - The educational year 2016/'17]

İBBS - 3. Düzey SR - Level 3	**Pansiyonlu Okul Sayısı** Number of Schools with Boarding Houses	**Pansiyon Kapasitesi** Capacity of Boarding House	**Yatılı Öğrenci Sayısı** Number of Boarding Students			**İBBS - 3. Düzey** SR - Level 3	**Pansiyonlu Okul Sayısı** Number of Schools with Boarding Houses	**Pansiyon Kapasitesi** Capacity of Boarding House	**Yatılı Öğrenci Sayısı** Number of Boarding Students		
			Toplam Total	**Erkek** Male	**Kız** Female				**Toplam** Total	**Erkek** Male	**Kız** Female
Toplam - Total	**2 979**	**536 255**	**269 485**	**135 568**	**133 917**	**TR723 Yozgat**	46	7 629	3 384	1 491	1 893
TR100 İstanbul	78	11 073	4 212	2 267	1 945	**TR811 Zonguldak**	15	2 380	1 236	718	518
TR211 Tekirdağ	14	2 317	809	344	465	**TR812 Karabük**	13	1 488	859	415	444
TR212 Edirne	18	2 227	948	357	591	**TR813 Bartın**	12	1 664	865	321	544
TR213 Kırklareli	11	1 874	715	426	289	**TR821 Kastamonu**	55	9 618	4 287	2 325	1 962
TR221 Balıkesir	42	6 676	3 454	1 886	1 568	**TR822 Çankırı**	22	3 620	1 504	765	739
TR222 Çanakkale	21	2 709	1 431	744	687	**TR823 Sinop**	24	4 686	2 749	1 336	1 413
TR310 İzmir	61	7 767	3 472	1 884	1 588	**TR831 Samsun**	60	10 595	5 600	2 845	2 755
TR321 Aydın	27	4 173	2 056	908	1 148	**TR832 Tokat**	42	6 495	3 666	1 733	1 933
TR322 Denizli	41	6 525	3 481	1 680	1 801	**TR833 Çorum**	43	6 869	3 165	1 319	1 846
TR323 Muğla	32	3 952	2 178	952	1 226	**TR834 Amasya**	24	4 335	2 305	1 230	1 075
TR331 Manisa	61	9 614	5 330	2 249	3 081	**TR901 Trabzon**	34	6 089	3 186	1 393	1 793
TR332 Afyonkarahisar	51	7 572	4 175	1 804	2 371	**TR902 Ordu**	57	9 168	5 252	2 569	2 683
TR333 Kütahya	50	8 290	3 977	1 981	1 996	**TR903 Giresun**	57	8 247	3 950	2 212	1 738
TR334 Uşak	20	3 579	1 912	618	1 294	**TR904 Rize**	26	4 055	1 453	717	736
TR411 Bursa	51	6 844	3 108	1 866	1 242	**TR905 Artvin**	27	3 892	1 989	908	1 081
TR412 Eskişehir	26	4 704	2 062	1 014	1 048	**TR906 Gümüşhane**	29	4 820	2 339	1 303	1 036
TR413 Bilecik	16	1 930	966	483	483	**TRA11 Erzurum**	83	19 459	10 732	5 670	5 062
TR421 Kocaeli	25	3 226	1 112	470	642	**TRA12 Erzincan**	20	3 583	1 510	781	729
TR422 Sakarya	17	2 182	968	515	453	**TRA13 Bayburt**	10	1 957	751	287	464
TR423 Düzce	14	1 874	642	373	269	**TRA21 Ağrı**	51	13 451	7 623	3 793	3 830
TR424 Bolu	25	3 458	1 884	1 144	740	**TRA22 Kars**	44	9 207	5 620	2 827	2 793
TR425 Yalova	6	684	241	99	142	**TRA23 Iğdır**	16	4 195	2 473	866	1 607
TR510 Ankara	80	11 964	5 163	2 555	2 608	**TRA24 Ardahan**	21	4 624	2 735	1 314	1 421
TR521 Konya	68	9 441	3 842	2 052	1 790	**TRB11 Malatya**	36	6 598	2 738	1 702	1 036
TR522 Karaman	22	4 522	2 122	1 091	1 031	**TRB12 Elazığ**	35	6 058	2 797	1 550	1 247
TR611 Antalya	66	11 331	5 683	2 673	3 010	**TRB13 Bingöl**	40	9 303	4 634	2 575	2 059
TR612 Isparta	42	6 122	3 125	1 550	1 575	**TRB14 Tunceli**	15	2 762	901	453	448
TR613 Burdur	16	2 525	1 546	852	694	**TRB21 Van**	80	18 663	10 510	5 641	4 869
TR621 Adana	48	9 111	4 869	2 278	2 591	**TRB22 Muş**	59	16 453	7 879	4 354	3 525
TR622 Mersin	49	8 040	4 447	2 157	2 290	**TRB23 Bitlis**	56	14 963	10 342	6 122	4 220
TR631 Hatay	36	7 187	3 829	2 119	1 710	**TRB24 Hakkari**	23	6 569	3 829	1 883	1 946
TR632 Kahramanmaraş	55	12 415	6 411	2 838	3 573	**TRC11 Gaziantep**	56	10 643	5 014	2 539	2 475
TR633 Osmaniye	22	4 292	2 210	1 019	1 191	**TRC12 Adıyaman**	46	8 175	4 182	1 793	2 389
TR711 Kırıkkale	16	1 992	833	365	468	**TRC13 Kilis**	17	3 014	1 317	490	827
TR712 Aksaray	23	3 529	2 100	891	1 209	**TRC21 Şanlıurfa**	81	16 587	8 602	4 822	3 780
TR713 Niğde	30	5 183	3 290	1 548	1 742	**TRC22 Diyarbakır**	49	11 203	4 141	2 316	1 825
TR714 Nevşehir	23	2 975	1 148	490	658	**TRC31 Mardin**	28	5 952	3 178	1 468	1 710
TR715 Kırşehir	14	2 089	916	550	366	**TRC32 Batman**	37	9 250	4 500	2 374	2 126
TR721 Kayseri	59	9 688	4 898	2 158	2 740	**TRC33 Şırnak**	19	5 184	2 050	950	1 100
TR722 Sivas	60	10 942	4 982	2 445	2 537	**TRC34 Siirt**	35	6 154	3 091	1 703	1 388

3.5 İstatistiki Bölge Birimleri Sınıflaması 3. düzeye göre özel öğrenci yurtlarında kalan öğrenci sayısı ve yurt kapasitesi

Number of private dormitories, their capacities and students in private dormitories by Statistical Regions Level 3

[2016/'17 Öğretim yılı - The educational year 2016/'17]

İBBS - 3. Düzey SR - Level 3	**Yurt sayısı** Number of dormitories	**Yatak kapasitesi** Bed capacity	**Öğrenci** Student	**Boş yatak kapasitesi** Vacant bed capasity	**İBBS - 3. Düzey** SR - Level 3	**Yurt sayısı** Number of dormitories	**Yatak kapasitesi** Bed capacity	**Öğrenci** Student	**Boş yatak kapasitesi** Vacant bed capasity
Toplam - Total	**3 911**	**378 460**	**162 299**	**216 161**	**TR723 Yozgat**	18	1 136	371	765
TR100 İstanbul	402	47 960	20 340	27 620	**TR811 Zonguldak**	44	5 209	2 329	2 880
TR211 Tekirdağ	40	3 593	1 458	2 135	**TR812 Karabük**	30	7 725	3 815	3 910
TR212 Edirne	21	2 731	1 578	1 153	**TR813 Bartın**	18	1 118	612	506
TR213 Kırklareli	17	2 825	714	2 111	**TR821 Kastamonu**	38	3 524	1 618	1 906
TR221 Balıkesir	102	8 974	4 596	4 378	**TR822 Çankırı**	15	927	224	703
TR222 Çanakkale	75	7 615	4 845	2 770	**TR823 Sinop**	19	1 184	598	586
TR310 İzmir	153	13 243	6 346	6 897	**TR831 Samsun**	84	8 615	2 195	6 420
TR321 Aydın	84	7 319	3 312	4 007	**TR832 Tokat**	30	1 796	598	1 198
TR322 Denizli	95	6 484	2 868	3 616	**TR833 Çorum**	33	2 641	723	1 918
TR323 Muğla	23	1 229	567	662	**TR834 Amasya**	28	1 987	589	1 398
TR331 Manisa	79	5 733	1 823	3 910	**TR901 Trabzon**	56	7 623	1 973	5 650
TR332 Afyonkarahisar	95	10 838	4 639	6 199	**TR902 Ordu**	53	3 417	1 156	2 261
TR333 Kütahya	126	8 102	3 382	4 720	**TR903 Giresun**	51	4 795	2 322	2 473
TR334 Uşak	35	2 786	1 674	1 112	**TR904 Rize**	28	2 290	872	1 418
TR411 Bursa	86	9 075	4 414	4 661	**TR905 Artvin**	13	1 015	381	634
TR412 Eskişehir	45	4 778	1 734	3 044	**TR906 Gümüşhane**	11	1 532	954	578
TR413 Bilecik	19	1 183	596	587	**TRA11 Erzurum**	45	7 437	2 099	5 338
TR421 Kocaeli	86	8 624	3 743	4 881	**TRA12 Erzincan**	24	2 029	628	1 401
TR422 Sakarya	110	11 513	6 280	5 233	**TRA13 Bayburt**	5	298	178	120
TR423 Düzce	26	2 150	702	1 448	**TRA21 Ağrı**	7	351	99	252
TR424 Bolu	40	3 915	2 015	1 900	**TRA22 Kars**	13	1 332	218	1 114
TR425 Yalova	21	2 922	1 276	1 646	**TRA23 Iğdır**	1	60	38	22
TR510 Ankara	281	28 157	12 383	15 774	**TRA24 Ardahan**	7	337	46	291
TR521 Konya	205	24 027	12 281	11 746	**TRB11 Malatya**	19	3 233	710	2 523
TR522 Karaman	35	2 841	1 124	1 717	**TRB12 Elazığ**	25	2 340	732	1 608
TR611 Antalya	165	14 351	7 031	7 320	**TRB13 Bingöl**	4	209	111	98
TR612 Isparta	71	5 633	3 311	2 322	**TRB14 Tunceli**	4	464	23	441
TR613 Burdur	26	1 380	536	844	**TRB21 Van**	8	546	309	237
TR621 Adana	76	4 993	1 600	3 393	**TRB22 Muş**	10	959	167	792
TR622 Mersin	91	7 132	2 144	4 988	**TRB23 Bitlis**	6	374	156	218
TR631 Hatay	44	3 324	1 042	2 282	**TRB 24 Hakkari**	1	34		34
TR632 Kahramanmaraş	38	3 357	1 622	1 735	**TRC11 Gaziantep**	47	5 420	2 206	3 214
TR633 Osmaniye	17	1 269	581	688	**TRC12 Adıyaman**	27	2 048	880	1 168
TR711 Kırıkkale	17	1 825	576	1 249	**TRC13 Kilis**	5	376	95	281
TR712 Aksaray	41	3 777	1 769	2 008	**TRC21 Şanlıurfa**	18	1 353	246	1 107
TR713 Niğde	24	1 752	501	1 251	**TRC22 Diyarbakır**	10	840	289	551
TR714 Nevşehir	16	958	404	554	**TRC31 Mardin**	5	335	106	229
TR715 Kırşehir	18	1 494	564	930	**TRC32 Batman**	5	414	161	253
TR721 Kayseri	48	6 659	3 157	3 502	**TRC33 Şırnak**	1	20		20
TR722 Sivas	48	3 776	1 783	1 993	**TRC34 Siirt**	4	820	161	659

Kaynak: Özel Öğretim Kurumları Genel Müdürlüğü Source: General Directorate of Private Education Institutions

3.6 Ortaöğretim ve yükseköğretim özel öğrenci yurtları ile öğrenci sayısı

Number of private dormitories and students in dormitories for secondary and tertiary education

[2016/'17 Öğretim yılı - The educational year 2016/'17]

Öğretim türü Type of education	Yurt sayısı Number of dormitories Toplam Total	Erkek Male	Kadın Female	Karma Mixed	Yurtta kalan öğrenci sayısı Number of students in dormitories Toplam Total	Erkek Male	Kadın Female
Toplam Total	**3 911**	**2 317**	**1 515**	**79**	**162 299**	**91 696**	**70 603**
Ortaöğretim Secondary Education	**2 255**	1 651	578	26	**55 922**	47 802	8 120
Yükseköğretim Tertiary Education	**1 656**	666	937	53	**106 377**	43 894	62 483

Kaynak: Özel Öğretim Kurumları Genel Müdürlüğü Source: General Directorate of Private Education Institutions

3.7 Özel öğrenci yurtlarının sayısı, yatak kapasitesi ve yurtta kalan öğrenci sayısı

Number of private dormitories, their bed capacity and students in dormitories

[2016/'17 Öğretim yılı - The educational year 2016/'17]

Yurtlar - Type of dormitories	Yurt sayısı Number of dormitories	Yatak kapasitesi Bed capacity	Yurtta kalan öğrenci sayısı Number of students in dormitories	Boş yatak kapasitesi Vacant bed capasity
Toplam - Total	**3 911**	**378 460**	**162 299**	**216 161**
Dernek Yurtları Dormitories owned by associations	2 513	180 316	72 269	108 047
Vakıf Yurtları Dormitories owned by foundations	175	31 125	14 659	16 466
Şahıs Yurtları Dormitories owned by individuals	576	56 129	25 810	30 319
Diğer Tüzel Kişilik Yurtları Dormitories owned by other legal entities	647	110 890	49 561	61 329

Kaynak: Özel Öğretim Kurumları Genel Müdürlüğü Source: General Directorate of Private Education Institutions

3.8 Yerleşim yerine göre özel öğrenci yurtlarının sayısı
Number of private dormitories by settlement place
[**1996/'97 -2016/'17 öğretim yılı -** The education year 1996/'97 -2016/'17]

Öğretim yılı Education year	**Toplam** Total	**İl** Province	**İlçe** District	**Kasaba / Köy** Small Town Village
1996/'97	**1 972**	614	775	583
1997/'98	**2 216**	720	805	691
1998/'99	**2 340**	585	1 413	342
1999/'00	**2 296**	553	1 165	578
2000/'01	**2 208**	537	1 136	535
2001/'02	**2 192**	538	1 122	532
2002/'03	**2 210**	551	1 126	533
2003/'04	**2 259**	556	1 161	542
2004/'05	**2 303**	574	1 195	534
2005/'06	**2 474**	606	1 284	584
2006/'07	**2 735**	981	1 380	374
2007/'08	**3 053**	1 122	1 520	411
2008/'09	**3 239**	1 178	1 641	420
2009/'10	**3 503**	1 279	1 789	435
2010/'11	**3 788**	1 405	1 945	438
2011/'12	**4 013**	1 550	2 019	444
2012/'13	**4 284**	1 697	2 133	454
2013/'14	**4 405**	1 746	2 218	441
2014/'15	**4 634**	1 818	2 362	454
2015/'16	**4 741**	1 777	2 528	436
2016/'17	**3 911**	594	3 317	-

Kaynak: Özel Öğretim Kurumları Genel Müdürlüğü Source: General Directorate of Private Education Institutions

3.9 İlköğretim ve ortaöğretim öğrencilerinin yurtiçi burs ücreti (2003-2017)
Domestic study grants of students in primary and secondary education (2003-2017)

Yıl -Year	**Aylar-** Month	**Burs göstergesi** Scholarship Indicator	**Memur maaş katsayısı** Coefficent of civil cervant's salary	**Aylık tutar (TL)** Monthly amount (TL)
2003	**Ocak** - January	400	34 300	13,72
	Temmuz - July	400	34 300	13,72
	Ekim - October	600	34 300	20,58
2004	**Ocak** - January	600	36 420	21,85
	Temmuz - July	600	38 610	23,16
2005	**Ocak** - January	1 000	0,0401	40,10
	Temmuz - July	1 000	0,0416	41,60
2006	**Ocak** - January	1 000	0,04265	42,65
	Temmuz - July	1 000	0,044745	44,75
2007	**Ocak** - January	1 200	0,046985	56,38
	Temmuz - July	1 200	0,048350	58,02
2008	**Ocak** - January	1 300	0,049486	64,33
	Temmuz - July	1 300	0.051448	66,88
2009	**Ocak** - January	1 400	0,053505	74,91
	Temmuz - July	1 400	0,05592	78,28
2010	**Ocak** - January	1 500	0,057383	86,07
	Temmuz - July	1 500	0,059445	89,16
2011	**Ocak** - January	1 700	0,061954	105,32
	Temmuz - July	1 700	0,064460	109,58
2012	**Ocak** - January	1 750	0,066187	115,82
	Nisan - April	1 750	0,068835	120,46
	Temmuz - July	1 750	0,071589	125,28
2013	**Ocak** - January	1 800	0,073837	132,91
	Temmuz - July	1 800	0,076791	138,22
2014	**Ocak** - January	1 900	0,076998	146,30
	Temmuz - July	1 900	0,076998	146,30
2015	**Ocak** - January	1 990	0,079308	157,82
	Temmuz - July	1 990	0,083084	165,33
2016	**Ocak** - January	1 990	0,088817	176,75
	Temmuz - July	1 990	0,093259	185,59
2017	**Ocak** - January	1 990	0,096058	191,16
	Temmuz - July	1 990	0,102706	204,38

Kaynak: Ortaöğretim Genel Müdürlüğü Source : General Directorate of Secondary Education

4.1 Yüksek Öğrenim Kredi ve Yurtlar Kurumundan burs, öğrenim ve katkı kredisi alan öğrenci sayısı ve kredi miktarı

Number of students receiving study grant, loan and contribution from Higher Education Loans and Dormitories Institution and the amount of loan

[12.07.2017 tarihi itibariyle - As of 12.07.2017]

2017 Yılı Burs ve Öğrenim Kredisi Alan Öğrenci Sayıları
Number of Students Receiving Scholarship and Education Loan in the year 2017

Yurt İçi - Domestic		**Yurt Dışı -** Abroad		**Toplam -** Total	
Öğrenim Kredisi Loan	1 216 394	**Öğrenim Kredisi** Loan	27 921	**Öğrenim Kredisi** Loan	1 244 315
Burs Study grant	397 666	**Burs** Study grant	691	**Burs** Study grant	398 357
Toplam Total	**1 614 060**	**Toplam** Total	**28 612**	**Toplam** Total	**1 642 672**

Not: 2012/3584 sayılı Bakanlar Kurulu Kararı gereği, 2012-2013 öğretim döneminden itibaren katkı kredisi ödemesi yapılmamaktadır.

Note. Contribution Loan (loan for tuition fees) payment is not made as of the education year 2012-2013 in accordance with Decision No. 2012/3584 of the Council of Ministers.

2017 Yılı Burs ve Öğrenim Kredisi Miktarları
Amounts of Scholarship and Education Loan in the year 2017

Yurt İçi - Domestic		**Yurt Dışı -** Abroad
Türü Type	**Kredi Miktarı (TL)** Loan Amount (TL)	
Lisans - Önlisans Associate and Bachelor's Degree	425	**Yurt dışı burs/ kredi miktarları ülkeler bazında belirlenmektedir.** The amount of international scholarship / grant is determined according to countries.
Yüksek lisans Master's Degree	850	
Doktora Doctorate	1 275	

Kaynak: Yüksek Öğrenim Kredi ve Yurtlar Kurumu Genel Müdürlüğü

Source: General Directorate of Higher Education Loans and Dormitories Institution

4.2 Yüksek Öğrenim Kredi ve Yurtlar Kurumuna bağlı yurtlar ve kapasiteleri

Number of dormitories dependent on Higher Education Loans and Dormitories Institution and their capacities

[**1991/'92-2016/'17 öğretim yılı -** The education year 1991/'92-2016/'17]

		Kapasite - Capacity		
Öğretim Yılı Education Year	**Yurt sayısı** Number of dormitories	**Toplam** Total	**Erkek** Male	**Kadın** Female
1991/'92	114	113 680	70 544	43 136
1992/'93	125	127 487	77 552	49 935
1993/'94	132	139 344	84 218	55 126
1994/'95	137	150 342	86 836	63 506
1995/'96	144	155 754	86 320	69 434
1996/'97	151	161 095	86 141	74 954
1997/'98	162	160 421	82 444	77 977
1998/'99	171	167 486	83 234	84 252
1999/'00	179	171 771	82 952	88 819
2000/'01	188	180 691	82 959	97 732
2001/'02	190	182 628	83 660	98 968
2002/'03	191	185 085	81 689	103 396
2003/'04	199	188 779	82 753	106 026
2004/'05	201	192 071	83 098	108 973
2005/'06	211	194 781	83 522	111 259
2006/'07	216	198 945	84 922	114 023
2007/'08	222	201 637	86 083	115 554
2008/'09	229	208 869	88 018	120 851
2009/'10	241	222 633	92 046	130 587
2010/'11	270	243 409	98 349	145 060
2011/'12	303	266 674	107 018	159 656
2012/'13	345	304 195	117 433	186 762
2013/'14	370	306 129	118 030	188 099
2014/'15	390	355 502	221 812	133 690
2015/'16	592	450 941	164 318	286 623
2016/'17 (1. dönem)	682	551 721	204 279	347 442
2016/'17 [(1)]	748	612 022	241 304	370 718

Kaynak: Yüksek Öğrenim Kredi ve Yurtlar Kurumu Genel Müdürlüğü

Source : General Directorate of Higher Education Loans and Dormitories Institution

(1) 12.07.2017 tarihi itibariyle

(1) As of 12.07.2017

4.3 İl ve ilçelere göre Yüksek Öğrenim Kredi ve Yurtlar Kurumuna bağlı yurtlarda yurt kapasitesi

Capacities of dormitories affiliated to the Higher Education Loans and Dormitories Institution by province and district

[12.07.2017 tarihi itibariyle - As of 12.07.2017]

İl - Province	**İlçe -** District	**Yurt adı** Dormitory name	**Toplam kapasite** Total capacity	**Kadın kapasite** Female capacity	**Erkek kapasite** Male capacity
Toplam - Total			**612 022**	**370 718**	**241 304**
Adana	Ceyhan	CEYHAN YURDU	562	230	332
Adana	Kozan	KOZAN ÖĞRENCİ YURDU	524	262	262
Adana	Merkez	SÜMER YURDU	613	-	613
Adana	Merkez	ADANA ÖĞRENCİ YURDU	1 524	-	1 524
Adana	Merkez	HACI SABANCI YURDU (ADANA)	536	536	-
Adana	Merkez	KUT'UL AMARE ÖĞRENCİ YURDU	511	-	511
Adana	Merkez	FEVZİ ÇAKMAK YURDU(ADANA)	2 130	2 130	-
Adana	Merkez	MAHMUT SAMİ RAMAZANOĞLU ÖĞRENCİ YURDU	1 144	1 144	-
Adıyaman	Besni	BESNİ-SERVİ M.ERDEMOĞLU YURDU	662	362	300
Adıyaman	Kahta	KAHTA YURDU	394	226	168
Adıyaman	Merkez	ADIYAMAN YURDU	1 566	1 566	-
Adıyaman	Merkez	SAFVAN BİN MUATTAL ÖĞRENCİ YURDU	2 272	2 272	-
Adıyaman	Merkez	VEYSEL KARANİ ÖĞRENCİ YURDU	1 828	-	1 828
Afyonkarahisar	Bayat	BAYAT ÖĞRENCİ YURDU	176	176	-
Afyonkarahisar	Bolvadin	BOLVADİN ÖĞRENCİ YURDU	364	230	134
Afyonkarahisar	Dinar	DİNAR ÖĞRENCİ YURDU	248	130	118
Afyonkarahisar	Emirdağ	EMİRDAĞ KIZ ÖĞRENCİ YURDU	536	536	-
Afyonkarahisar	Emirdağ	EMİRDAĞ YURDU	340	-	340
Afyonkarahisar	Merkez	KAMİL MİRAS ÖĞRENCİ YURDU	941	-	941
Afyonkarahisar	Merkez	DESTİNE HATUN ÖĞRENCİ YURDU	1 556	1 556	-
Afyonkarahisar	Merkez	SULTAN DİVANİ ÖĞRENCİ YURDU	520	-	520
Afyonkarahisar	Merkez	PROF. DR. REMZİ KAYA KIZ ÖĞRENCİ YURDU	285	285	-
Afyonkarahisar	Merkez	AFYON YURDU	420	-	420
Afyonkarahisar	Merkez	BACIM SULTAN ÖĞRENCİ YURDU	3 000	3 000	-
Afyonkarahisar	Merkez	AFYON-TINAZTEPE ÖĞRENCİ YURDU	872	-	872
Afyonkarahisar	Merkez	AFYON-ÇİĞİLTEPE KIZ ÖĞRENCİ YURDU	826	826	-
Afyonkarahisar	Merkez	MAHFİRUZ HATİCE SULTAN ÖĞRENCİ YURDU	560	560	-
Afyonkarahisar	Merkez	SAFİYE SULTAN ÖĞRENCİ YURDU	1 136	1 136	-
Afyonkarahisar	Sandıklı	ESMA SULTAN ÖĞRENCİ YURDU	312	312	-
Afyonkarahisar	Sultandağı	SULTANDAĞI ÖĞRENCİ YURDU	308	160	148
Afyonkarahisar	Çay	ÇAY ÖĞRENCİ YURDU	200	100	100
Afyonkarahisar	Şuhut	ŞUHUT ÖĞRENCİ YURDU	349	185	164
Aksaray	Merkez	GÜLŞAH HATUN ÖĞRENCİ YURDU	703	703	-
Aksaray	Merkez	ALİME HATUN ÖĞRENCİ YURDU	770	770	-
Aksaray	Merkez	HAMİD-İ VELİ ÖĞRENCİ YURDU	1 042	-	1 042
Aksaray	Merkez	AKSARAY ERKEK YURDU	1 384	-	1 384
Aksaray	Merkez	SULTAN MESUD ÖĞRENCİ YURDU	484	-	484
Aksaray	Merkez	AKSARAY KIZ YURDU	1 472	1 472	-
Aksaray	Merkez	AKSARAY-CEMALEDDİN AKSARAY-İ ÖGRENCİ YURDU	1 256	1 256	-
Aksaray	Merkez	MAHPERİ HATUN ÖĞRENCİ YURDU	1 239	1 239	-
Aksaray	Ortaköy	ORTAKÖY YURDU	770	500	270
Amasya	Merkez	AMASYA YURDU	756	-	756
Amasya	Merkez	AMASYA-YEŞİLIRMAK YURDU	945	945	-
Amasya	Merkez	HÜSNÜŞAH HATUN ÖĞRENCİ YURDU	820	820	-
Amasya	Merzifon	KARA MUSTAFA PAŞA ÖĞRENCİ YURDU	218	-	218
Amasya	Merzifon	MERZİFON YURDU	265	265	-
Amasya	Suluova	SULUOVA ÖĞRENCİ YURDU	75	75	-
Ankara	Kalecik	KALECİK YURDU	176	176	-
Ankara	Merkez	EMİNE ŞERİFE HANIM ÖĞRENCİ YURDU	2 264	2 264	-
Ankara	Merkez	TACEDDİN VELİ ÖĞRENCİ YURDU	419	-	419
Ankara	Merkez	ANKARA HACI BAYRAM-I VELİ ÖĞRENCİ YURDU	722	-	722
Ankara	Merkez	ATATÜRK YURDU (ANKARA)	1 840	1 840	-
Ankara	Merkez	BAĞLICA ÖĞRENCİ YURDU	571	571	-
Ankara	Merkez	BAŞKENT YURDU	400	-	400
Ankara	Merkez	BEŞTEPE YURDU	852	852	-
Ankara	Merkez	CEBECİ ERKEK YURDU	309	-	309
Ankara	Merkez	CEBECİ KIZ YURDU	368	368	-
Ankara	Merkez	DİKİMEVİ YURDU	148	-	148
Ankara	Merkez	EYMİR ERKEK ÖĞRENCİ YURDU	446	-	446
Ankara	Merkez	GAZİ YURDU	1 002	1 002	-
Ankara	Merkez	GÖLBAŞI KIZ ÖĞRENCİ YURDU	1 448	1 448	-
Ankara	Merkez	GÜVENLİK YURDU	254	254	-
Ankara	Merkez	HACI ÖMER SABANCI YURDU (ANKARA)	1 104	1 104	-
Ankara	Merkez	HALİDE EDİP ADIVAR YURDU	546	546	-
Ankara	Merkez	KOCATEPE YURDU	196	-	196
Ankara	Merkez	MAHMUT NEDİM ZABCI YURDU	402	402	-
Ankara	Merkez	MEHMET AKİF YURDU (ANKARA)	1 310	1 310	-
Ankara	Merkez	NENEHATUN YURDU	246	246	-
Ankara	Merkez	SEYRAN YURDU	402	402	-
Ankara	Merkez	TAHSİN BANGUOĞLU YURDU	2 646	-	2 646
Ankara	Merkez	YENİŞEHİR YURDU	312	312	-
Ankara	Merkez	YUNUS EMRE YURDU	546	-	546
Ankara	Merkez	ZÜBEYDE HANIM YURDU (ANKARA)	1 260	1 260	-
Ankara	Merkez	ŞERİFE BACI YURDU	570	570	-

Kaynak : Yüksek Öğrenim Kredi ve Yurtlar Kurumu Genel Müdürlüğü

Source : General Directorate of Higher Education Loans and Dormitories Institution

4.3 İl ve ilçelere göre Yüksek Öğrenim Kredi ve Yurtlar Kurumuna bağlı yurtlarda yurt kapasitesi (devam)

Capacities of dormitories affiliated to the Higher Education Loans and Dormitories Institution by province and district (continued)

[12.07.2017 tarihi itibariyle - As of 12.07.2017]

İl - Province	**İlçe -** District	**Yurt adı** Dormitory name	**Toplam kapasite** Total capacity	**Kadın kapasite** Female capacity	**Erkek kapasite** Male capacity
Ankara	Nallıhan	HAFIZ MUSTAFA SÜMER ÖĞRENCİ YURDU	80	-	80
Ankara	Polatlı	POLATLI YURDU	760	402	358
Ankara	Çubuk	FATMA HANIM ÖĞRENCİ YURDU	568	568	-
Ankara	Çubuk	ÇUBUK ULUBEY ÖĞRENCİ YURDU	250	-	250
Ankara	Şereflikoçhisar	ŞEREFLİKOÇHİSAR YURDU	512	344	168
Antalya	Alanya	ALANYA TERKEN HATUN ÖĞRENCİ YURDU	753	753	-
Antalya	Alanya	ALANYA ÖĞRENCİ YURDU	567	-	567
Antalya	Korkuteli	KORKUTELİ ÖĞRENCİ YURDU	320	160	160
Antalya	Kumluca	KUMLUCA ÖĞRENCİ YURDU	306	162	144
Antalya	Manavgat	MANAVGAT ÖĞRENCİ YURDU	992	220	772
Antalya	Merkez	AKDENİZ YURDU	2 325	2 325	-
Antalya	Merkez	MURATPAŞA ÖĞRENCİ YURDU	4 832	-	4 832
Antalya	Merkez	AHMET HAMDİ AKSEKİ ÖĞRENCİ YURDU	630	-	630
Antalya	Merkez	BEZM-İ ALEM VALİDE SULTAN ÖĞRENCİ YURDU	720	720	-
Antalya	Merkez	ELMALILI HAMDİ YAZIR ÖĞRENCİ YURDU	1 526	1 526	-
Ardahan	Merkez	ARDAHAN YURDU	462	462	-
Ardahan	Merkez	KAŞGARLI MAHMUT ÖĞRENCİ YURDU	1 410	-	1 410
Ardahan	Merkez	NİYAZİ MISRİ ÖĞRENCİ YURDU	852	852	-
Ardahan	Merkez	YUSUF HAS HACİP ÖĞRENCİ YURDU	572	140	432
Artvin	Borçka	HAMDİ EFENDİ ÖĞRENCİ YURDU	288	168	120
Artvin	Hopa	HOPA ÖĞRENCİ YURDU	678	400	278
Artvin	Merkez	ARTVİN YURDU	660	-	660
Artvin	Merkez	ÇORUH ÖĞRENCİ YURDU	555	555	-
Artvin	Merkez	ŞAH SULTAN ÖĞRENCİ YURDU	450	450	-
Aydın	Karacasu	KARACASU ÖĞRENCİ YURDU MÜDÜRLÜĞÜ	126	-	126
Aydın	Koçarlı	KOÇARLI YURDU	494	248	246
Aydın	Kuşadası	EFE AYŞE ÖĞRENCİ YURDU MÜDÜRLÜĞÜ	498	498	-
Aydın	Kuşadası	KUŞADASI YURDU	348	-	348
Aydın	Merkez	AYDIN YURDU	896	-	896
Aydın	Merkez	AYDIN-ADNAN MENDERES ÖĞRENCİ YURDU	1 044	1 044	-
Aydın	Merkez	GÜLÇİÇEK HATUN ÖĞRENCİ YURDU	636	636	-
Aydın	Nazilli	GEVHERHAN SULTAN ÖĞRENCİ YURDU	701	701	-
Aydın	Nazilli	HACI MUSTAFA EFENDİZADE ÖĞRENCİ YURDU	547	-	547
Aydın	Nazilli	NAZİLLİ YURDU	460	-	460
Aydın	Nazilli	İSABEYLİ YURDU (NAZİLLİ)	702	702	-
Aydın	Sultanhisar	SULTANHİSAR ÖĞRENCİ YURDU	672	508	164
Aydın	Söke	MERYEM YAZICIOĞLU ÖĞRENCİ YURDU	502	502	-
Aydın	Yenipazar	YENİPAZAR YURDU	110	110	-
Ağrı	Merkez	ABDURRAHİM ARVASİ ÖĞRENCİ YURDU	774	774	-
Ağrı	Merkez	AĞRI YURDU	1 211	1 211	-
Ağrı	Merkez	AĞRI-AHMED-İ HANİ ÖĞRENCİ YURDU	1 292	-	1 292
Ağrı	Merkez	ÜMMÜ EYYÜB ÖĞRENCİ YURDU	1 483	1 483	-
Ağrı	Merkez	İSHAK PAŞA ÖĞRENCİ YURDU	942	221	721
Balıkesir	Ayvalık	AYVALIK ÖĞRENCİ YURDU	356	356	-
Balıkesir	Bandırma	AYHAN SONGAR ÖĞRENCİ YURDU	420	-	420
Balıkesir	Bandırma	BANDIRMA ÖĞRENCİ YURDU	778	778	-
Balıkesir	Bandırma	FATMA ANA ÖĞRENCİ YURDU	552	552	-
Balıkesir	Burhaniye	MUHYİDDİN-İ RUMİ ÖĞRENCİ YURDU	316	202	114
Balıkesir	Dursunbey	DURSUNBEY ÖĞRENCİ YURDU	212	212	-
Balıkesir	Havran	HAVRAN YURDU	114	-	114
Balıkesir	Manyas	MANYAS ÖĞRENCİ YURDU	300	300	-
Balıkesir	Merkez	BALIKESİR YURDU	2 024	2 024	-
Balıkesir	Merkez	HASAN BASRİ ÇANTAY ÖĞRENCİ YURDU	1 092	-	1 092
Bartın	Merkez	BARTIN ÇEŞM-İ CİHAN ÖĞRENCİ YURDU	664	-	664
Bartın	Merkez	ORUÇ REİS ÖĞRENCİ YURDU	243		243
Bartın	Merkez	BARTIN YURDU	1 422	1 422	-
Batman	Merkez	SEYYİD BİLAL ÖĞRENCİ YURDU	1 062	-	1 062
Batman	Merkez	SÜVEYBE ANA ÖĞRENCİ YURDU	1 000	1 000	-
Batman	Merkez	BATMAN KIZ ÖĞRENCİ YURDU	786	786	-
Bayburt	Merkez	AĞLARBABA ÖĞRENCİ YURDU	816	-	816
Bayburt	Merkez	SULTAN FAHRİYE ÖĞRENCİ YURDU	2 004	2 004	-
Bayburt	Merkez	DEDE KORKUT ÖĞRENCİ YURDU	339	-	339
Bolu	Gerede	GEREDE YURDU	612	284	328
Bolu	Merkez	SEYYİDE NEFİSE ÖĞRENCİ YURDU	844	844	-
Bolu	Merkez	SEYİT AVŞAR ÖĞRENCİ YURDU	1 707	-	1 707
Bolu	Merkez	HATTAT EMİN BARIN ÖĞRENCİ YURDU	741	-	741
Bolu	Merkez	BOLU GÖLKÖY ÖĞRENCİ YURDU	1 264	1 264	-
Bolu	Merkez	BOLU-ABANT ÖĞRENCİ YURDU	616	-	616
Bolu	Merkez	BOLU-KÖROĞLU ÖĞRENCİ YURDU	360	360	-
Bolu	Merkez	TOKADİ HAYRETTİN ÖĞRENCİ YURDU	250	-	250
Bolu	Mudurnu	MUDURNU-HACI MEHMET ASTARCI YURDU	272	136	136
Bolu	Seben	SEBEN İZZET BAYSAL MESLEK YÜKSEKOKULU (MYO) ÖĞRENCİ YURDU	180	106	74

Kaynak : Yüksek Öğrenim Kredi ve Yurtlar Kurumu Genel Müdürlüğü

Source : General Directorate of Higher Education Loans and Dormitories Institution

4.3 İl ve ilçelere göre Yüksek Öğrenim Kredi ve Yurtlar Kurumuna bağlı yurtlarda yurt kapasitesi (devam)

Capacities of dormitories affiliated to the Higher Education Loans and Dormitories Institution by province and district (continued)

[12.07.2017 tarihi itibariyle - As of 12.07.2017]

İl - Province	**İlçe -** District	**Yurt adı** Dormitory name	**Toplam kapasite** Total capacity	**Kadın kapasite** Female capacity	**Erkek kapasite** Male capacity
Burdur	Bucak	BUCAK ÖĞRENCİ YURDU	616	308	308
Burdur	Gölhisar	GÖLHİSAR ÖĞRENCİ YURDU	696	350	346
Burdur	Merkez	RAHMİ SULTAN ÖĞRENCİ YURDU	276	276	-
Burdur	Merkez	ASIM'IN NESLİ ÖĞRENCİ YURDU	556	-	556
Burdur	Merkez	BURDUR YURDU	1 290	1 290	-
Burdur	Merkez	FERELİ SİNAN EFENDİ ÖĞRENCİ YURDU	1 078	-	1 078
Burdur	Merkez	SAFAHAT ÖĞRENCİ YURDU	552	552	-
Bursa	Gemlik	GEMLİK ÖĞRENCİ YURDU	396	204	192
Bursa	Karacabey	KARACABEY ÖĞRENCİ YURDU	360	180	180
Bursa	Merkez	HALİME HATUN ÖĞRENCİ YURDU	1 272	1 272	-
Bursa	Merkez	BURSA EMİR SULTAN ÖĞRENCİ YURDU	1 112	-	1 112
Bursa	Merkez	MALHUN HATUN ÖĞRENCİ YURDU	193	193	-
Bursa	Merkez	MEHMED ZAHİD KOTKU ÖĞRENCİ YURDU	653	-	653
Bursa	Merkez	NİLÜFER HATUN ÖĞRENCİ YURDU	409	409	-
Bursa	Merkez	ORHANGAZİ YURDU	600	-	600
Bursa	Merkez	ULUDAĞ YURDU	1 940	1 940	-
Bursa	İnegöl	ŞİRİN HATUN ÖĞRENCİ YURDU	478	478	-
Bilecik	Merkez	BİLECİK HALİME HATUN ÖĞRENCİ YURDU	738	738	-
Bilecik	Merkez	BİLECİK YURDU	1 178	1 178	-
Bilecik	Merkez	ERTUĞRULGAZİ ÖĞRENCİ YURDU	556	-	556
Bilecik	Merkez	ŞEYH EDEBALI ÖĞRENCİ YURDU	324	-	324
Bilecik	Pazaryeri	PAZARYERİ ÖĞRENCİ YURDU	238	238	-
Bingöl	Merkez	BİNGÖL ERKEK ÖĞRENCİ YURDU	669	-	669
Bingöl	Merkez	PİR ALİ BEY ÖĞRENCİ YURDU	1 924	1 924	-
Bingöl	Merkez	MÜRSEL PAŞA ÖĞRENCİ YURDU	1 074	-	1 074
Bingöl	Merkez	BİNGÖL KIZ ÖĞRENCİ YURDU	822	822	-
Bitlis	Adilcevaz	ADİLCEVAZ ÖĞRENCİ YURDU	200	129	71
Bitlis	Ahlat	AHLAT YURDU	120	-	120
Bitlis	Merkez	BEŞMİNARE ÖĞRENCİ YURDU	786	786	-
Bitlis	Merkez	BİTLİS ERKEK ÖĞRENCİ YURDU	744	-	744
Bitlis	Merkez	BİTLİS KIZ ÖĞRENCİ YURDU	554	554	
Bitlis	Tatvan	TATVAN YURDU	455	303	152
Denizli	Bekilli	BEKİLLİ YURDU	245	145	100
Denizli	Buldan	BULDAN ÖĞRENCİ YURDU	312	238	74
Denizli	Honaz	HONAZ ÖĞRENCİ YURDU	391	-	391
Denizli	Honaz	HANDAN SULTAN ÖĞRENCİ YURDU	412	412	-
Denizli	Merkez	İBN-İ HALDUN ÖĞRENCİ YURDU	785	-	785
Denizli	Merkez	FATMA YILDIZ HANIM ÖĞRENCİ YURDU	1 266	1 266	-
Denizli	Merkez	BİRUNİ ÖĞRENCİ YURDU	1 752	1 752	-
Denizli	Merkez	HAREZMİ ÖĞRENCİ YURDU	346	346	-
Denizli	Merkez	PAMUKKALE YURDU	1 618	1 618	-
Denizli	Merkez	PROF.DR.CEVAT AKŞİT ÖĞRENCİ YURDU	1 758	-	1 758
Denizli	Merkez	İBN-İ RÜŞD ÖĞRENCİ YURDU	191	191	-
Denizli	Tavas	TAVAS ÖĞRENCİ YURDU	264	152	112
Denizli	Çivril	ÇİVRİL ÖĞRENCİ YURDU	424	215	209
Düzce	Akçakoca	AKÇAKOCA YURDU	754	504	250
Düzce	Cumayeri	CUMAYERİ ÖĞRENCİ YURDU	230	-	230
Düzce	Kaynaşlı	KAYNAŞLI ÖĞRENCİ YURDU	248	248	-
Düzce	Merkez	ALİYE İZZET BEGOVİÇ ÖĞRENCİ YURDU	1 057	-	1 057
Düzce	Merkez	HAFIZ HASAN ŞEN ÖĞRENCİ YURDU	544	-	544
Düzce	Merkez	MAHPEYKER SULTAN ÖĞRENCİ YURDU	846	846	-
Düzce	Merkez	EBU HANİFE ÖĞRENCİ YURDU	444	444	-
Düzce	Merkez	CAHİT ZARİFOĞLU ÖĞRENCİ YURDU	1 000	-	1 000
Düzce	Merkez	DÜZCE AVNİ AKYOL YURDU	500	144	356
Düzce	Merkez	DÜZCE-KONURALP ÖĞRENCİ YURDU	1 263	1 263	-
Düzce	Merkez	GAZİ HASAN EFENDİ ÖĞRENCİ YURDU	499	-	499
Düzce	Merkez	NECLA PEKOLCAY ÖĞRENCİ YURDU	1 152	1 152	-
Düzce	Merkez	ZAHİDÜL KEVSERİ ÖĞRENCİ YURDU	295	-	295
Diyarbakır	Merkez	SÜLEYMAN BİN HALİD ÖĞRENCİ YURDU	2 700	2 700	-
Diyarbakır	Merkez	DİYARBAKIR-SELAHATTİN EYYUBİ KIZ ÖĞRENCİ YURDU	1 020	1 020	-
Diyarbakır	Merkez	HALİD BİN VELİD ÖĞRENCİ YURDU	1 520	-	1 520
Diyarbakır	Merkez	MEHMET AKİF ERSOY ÖĞRENCİ YURDU (DİYAR.)	1 514	-	1 514
Diyarbakır	Merkez	ZİYA GÖKALP YURDU	810	810	-
Edirne	Havsa	HAVSA KIZ ÖĞRENCİ YURDU	102	102	-
Edirne	Keşan	GAZİ EVRENOS ÖĞRENCİ YURDU	430	-	430
Edirne	Keşan	KEŞAN YURDU	360	360	-
Edirne	Merkez	GÜLŞENİ ÖĞRENCİ YURDU	355	355	-
Edirne	Merkez	EDİRNE KIZ ÖĞRENCİ YURDU	1 083	1 083	-
Edirne	Merkez	KIRKPINAR ÖĞRENCİ YURDU	640	-	640
Edirne	Merkez	SEDEFKAR MEHMED AĞA ÖĞRENCİ YURDU	1 040	-	1 040
Edirne	Merkez	SELİMİYE YURDU	2 624	2 624	-
Edirne	Merkez	SULTAN II.MURAT ÖĞRENCİ YURDU	556	-	556
Edirne	Uzunköprü	UZUNKÖPRÜ ÖĞRENCİ YURDU	558	558	-

Kaynak : Yüksek Öğrenim Kredi ve Yurtlar Kurumu Genel Müdürlüğü

Source : General Directorate of Higher Education Loans and Dormitories Institution

4.3 İl ve ilçelere göre Yüksek Öğrenim Kredi ve Yurtlar Kurumuna bağlı yurtlarda yurt kapasitesi (devam)

Capacities of dormitories affiliated to the Higher Education Loans and Dormitories Institution by province and district (continued)

[12.07.2017 tarihi itibariyle - As of 12.07.2017]

İl - Province	**İlçe -** District	**Yurt adı** Dormitory name	**Toplam kapasite** Total capacity	**Kadın kapasite** Female capacity	**Erkek kapasite** Male capacity
Elazığ	Merkez	ELAZIĞ-FIRAT ERKEK YURDU	602	-	602
Elazığ	Merkez	SARE ANA ÖĞRENCİ YURDU	1 210	1 210	-
Elazığ	Merkez	ÖMER BİLGİNOĞLU ÖĞRENCİ YURDU	1 140	-	1 140
Elazığ	Merkez	AHMET KABAKLI ÖĞRENCİ YURDU	2 812	-	2 812
Elazığ	Merkez	ELAZIĞ HAZAR ÖĞRENCİ YURDU	632	632	-
Elazığ	Merkez	HARPUT ÖĞRENCİ YURDU	1 096	1 096	-
Elazığ	Merkez	ŞAH CİHAN SULTAN ÖĞRENCİ YURDU	552	552	-
Erzurum	Aşkale	AŞKALE YURDU	168	-	168
Erzurum	Hınıs	HINIS ÖĞRENCİ YURDU MÜDÜRLÜĞÜ	90	90	-
Erzurum	Horasan	HORASAN ÖĞRENCİ YURDU MÜDÜRLÜĞÜ	284	170	114
Erzurum	Merkez	ÖMER NASUHİ BİLMEN ÖĞRENCİ YURDU	764	-	764
Erzurum	Merkez	NURETTİN TOPÇU ÖĞRENCİ YURDU	1 406	-	1 406
Erzurum	Merkez	OĞUZHAN YAŞAR ÖĞRENCİ YURDU MÜDÜRLÜĞÜ	1 272	-	1 272
Erzurum	Merkez	AZİZİYE ÖĞRENCİ YURDU	1 335	1 335	-
Erzurum	Merkez	ERZURUM KIZ ÖĞRENCİ YURDU	1 944	1 944	-
Erzurum	Merkez	ERZURUM-ALVARLI EFE ÖĞRENCİ YURDU	2 190	2 190	-
Erzurum	Merkez	ERZURUM-NENEHATUN ÖĞRENCİ YURDU	2 616	2 616	-
Erzurum	Merkez	ERZURUM-İBRAHİM HAKKI ÖĞRENCİ YURDU	248	-	248
Erzurum	Merkez	KAZIM KARABEKİR YURDU	2 000	-	2 000
Erzurum	Merkez	PALANDÖKEN YURDU	653	329	324
Erzurum	Merkez	RABİA HATUN ÖĞRENCİ YURDU	1 471	1 471	-
Erzurum	Merkez	YAKUTİYE ÖĞRENCİ YURDU	507	507	-
Erzurum	Narman	NARMAN ÖĞRENCİ YURDU	393	300	93
Erzurum	Oltu	OLTU YURDU	452	238	214
Erzurum	Pasinler	PASİNLER YURDU	216	114	102
Erzurum	İspir	İSPİR-VİLAYETLER HİZ.BİRLİĞİ ÖĞRENCİ YURDU	170	85	85
Erzincan	Kemah	KEMAH YURDU	452	270	182
Erzincan	Kemaliye	KEMALİYE-OSMAN NURİ AKIN YURDU	354	214	140
Erzincan	Merkez	PİR MUHAMMED BAHAEDDİN ÖĞRENCİ YURDU	1 708	-	1 708
Erzincan	Merkez	PİRİ SAMİ ÖĞRENCİ YURDU MÜDÜRLÜĞÜ	1 748	-	1 748
Erzincan	Merkez	SALİH BABA ÖĞRENCİ YURDU	582	582	-
Erzincan	Merkez	ABDURRAHİM REYHAN ÖĞRENCİ YURDU	902	-	902
Erzincan	Merkez	ERZİNCAN ÖĞRENCİ YURDU	1 113	1 113	-
Erzincan	Merkez	ERZİNCAN-MENGÜCEK GAZİ ÖĞRENCİ YURDU	1 026	516	510
Erzincan	Merkez	ERZİNCAN-OTLUKBELİ ÖĞRENCİ YURDU	514	514	-
Erzincan	Merkez	MAMA HATUN ÖĞRENCİ YURDU	1 294	1 294	-
Erzincan	Merkez	TERZİBABA ÖĞRENCİ YURDU	686	-	686
Erzincan	Refahiye	REFAHİYE SYDV ÖĞRENCİ YURDU	464	120	344
Erzincan	Tercan	TERCAN - M.REFİK ŞİMŞEK YURDU	164	121	43
Eskişehir	Merkez	İBN-İ SİNA ÖĞRENCİ YURDU	380	380	-
Eskişehir	Merkez	BALA HATUN ÖĞRENCİ YURDU	1 528	1 528	-
Eskişehir	Merkez	DOĞAN ASLAN BEY ÖĞRENCİ YURDU	964	-	964
Eskişehir	Merkez	OSMAN EFENDİ ÖĞRENCİ YURDU	495	-	495
Eskişehir	Merkez	GÜNDÜZALP ÖĞRENCİ YURDU	980	-	980
Eskişehir	Merkez	CUMHURİYET ÖĞRENCİ YURDU	593	593	-
Eskişehir	Merkez	DUMLUPINAR YURDU	1 524	1 524	-
Eskişehir	Merkez	DURSUN FAKIH ÖĞRENCİ YURDU	235	-	235
Eskişehir	Merkez	EMİNE HATUN ÖĞRENCİ YURDU	352	352	-
Eskişehir	Merkez	ESKİŞEHİR YURDU	944	944	-
Eskişehir	Merkez	MÜKRİME HATUN ÖĞRENCİ YURDU	1 016	1 016	-
Eskişehir	Merkez	TAPTUK EMRE ÖĞRENCİ YURDU	132	-	132
Eskişehir	Merkez	YUNUS EMRE YURDU (ESK.)	1 912	-	1 912
Eskişehir	Sivrihisar	SİVRİHİSAR ÖĞRENCİ YURDU	164	-	164
Gaziantep	Merkez	ABDÜLKADİR GÜLLÜOĞLU ÖĞRENCİ YURDU	1 460	1 460	-
Gaziantep	Merkez	GAZİANTEP ŞAHİNBEY ÖĞRENCİ YURDU	2 232	-	2 232
Gaziantep	Merkez	ÜMMÜ GÜLSÜM ÖĞRENCİ YURDU	3 296	3 296	-
Gaziantep	Merkez	EZOGELİN ÖĞRENCİ YURDU	1 014	1 014	-
Gaziantep	Merkez	GAZİANTEP NİLÜFER ÖĞRENCİ YURDU	1 656	-	1 656
Gaziantep	Merkez	GAZİKENT ÖĞRENCİ YURDU	304	304	-
Gaziantep	Nizip	NİZİP YURDU	676	556	120
Gaziantep	Oğuzeli	OĞUZELİ ÖĞRENCİ YURDU	280	140	140
Gaziantep	İslahiye	UKKAŞE ÖĞRENCİ YURDU	660	360	300
Gümüşhane	Kelkit	OSMAN NURİ EFENDİ ÖĞRENCİ YURDU	416	280	136
Gümüşhane	Köse	KÖSE ÖĞRENCİ YURDU	350	150	200
Gümüşhane	Kürtün	KÜRTÜN ÖĞRENCİ YURDU	178	-	178
Gümüşhane	Merkez	AHMET ZİYAÜDDİN GÜMÜŞHANEVİ ÖĞRENCİ YURDU	799	-	799
Gümüşhane	Merkez	GÜMÜŞHANE HALİT ZARBUN ÖĞRENCİ YURDU	208	-	208
Gümüşhane	Merkez	GÜMÜŞHANE YURDU	1 280	1 280	-
Gümüşhane	Merkez	ZEYNEP ANA ÖĞRENCİ YURDU	1 060	1 060	-
Gümüşhane	Torul	TORUL ÖĞRENCİ YURDU	180	180	-
Gümüşhane	Şiran	ŞİRAN ÖĞRENCİ YURDU	214	214	-
Giresun	Alucra	ALUCRA YURDU	458	234	224
Giresun	Eynesil	EYNESİL ÖĞRENCİ YURDU	180	180	-
Giresun	Keşap	AZİZ HÜSEYİN GÖKÇE ÖĞRENCİ YURDU	135	78	57
Giresun	Merkez	GİRESUN SAHİL ÖĞRENCİ YURDU	1 462	1 462	-
Giresun	Merkez	GİRESUN YURDU	402	-	402
Giresun	Merkez	SEYYİD VAKKAS ÖĞRENCİ YURDU	825	271	554
Giresun	Tirebolu	TİREBOLU ÖĞRENCİ YURDU	494	290	204
Giresun	Şebinkarahisar	MOLLA HÜSREV ÖĞRENCİ YURDU	406	-	406
Giresun	Şebinkarahisar	ŞEBİNKARAHİSAR YURDU	894	894	-

Kaynak : Yüksek Öğrenim Kredi ve Yurtlar Kurumu Genel Müdürlüğü

Source : General Directorate of Higher Education Loans and Dormitories Institution

4.3 İl ve ilçelere göre Yüksek Öğrenim Kredi ve Yurtlar Kurumuna bağlı yurtlarda yurt kapasitesi (devam)

Capacities of dormitories affiliated to the Higher Education Loans and Dormitories Institution by province and district (continued)

[12.07.2017 tarihi itibariyle - As of 12.07.2017]

İl - Province	**İlçe -** District	**Yurt adı** Dormitory name	**Toplam kapasite** Total capacity	**Kadın kapasite** Female capacity	**Erkek kapasite** Male capacity
Hakkari	Merkez	AFİFE ÖĞRENCİ YURDU	257	257	-
Hakkari	Merkez	HAKKARİ YURDU	257	-	257
Hatay	Dörtyol	DÖRTYOL ÖĞRENCİ YURDU	508	254	254
Hatay	Merkez	ANTAKYA YURDU	1 050	1 050	-
Hatay	Merkez	CEMİL MERİÇ ÖĞRENCİ YURDU	782	-	782
Hatay	Merkez	HABİBİ NECCAR ÖĞRENCİ YURDU	245	-	245
Hatay	Merkez	HATAY ÖĞRENCİ YURDU	312	312	-
Hatay	Merkez	SADIK EFENDİ ÖĞRENCİ YURDU	554	-	554
Hatay	Merkez	TAYFUR SÖKMEN ÖĞRENCİ YURDU	2 288	2 288	-
Hatay	Yayladağı	YAYLADAĞI ÖĞRENCİ YURDU	111	111	-
Hatay	İskenderun	GAZİYE HATUN ÖĞRENCİ YURDU	290	290	-
Hatay	İskenderun	MUHYİDDİN İBN-İ ARABİ ÖĞRENCİ YURDU	466	-	466
Hatay	İskenderun	İSKENDERUN YURDU	360	360	-
Isparta	Atabey	ATABEY YURDU	250	80	170
Isparta	Eğirdir	EĞİRDİR YURDU	298	204	94
Isparta	Keçiborlu	GÜLKENT ÖĞRENCİ YURDU	404	202	202
Isparta	Merkez	BEDİÜZZAMAN SAİD NURSİ ÖĞRENCİ YURDU	2 316	-	2 316
Isparta	Merkez	MİHRİ HATUN ÖĞRENCİ YURDU	2 666	2 666	-
Isparta	Merkez	GÖKVELİ SULTAN ÖĞRENCİ YURDU	1 222	1 222	-
Isparta	Merkez	GÜLCİHAN ÖĞRENCİ YURDU	465	465	-
Isparta	Merkez	GÜLİSTAN ÖĞRENCİ YURDU	1 440	1 440	-
Isparta	Merkez	ISPARTA MURAT HÜDAVENDİGAR ÖĞRENCİ YURDU	1 360	-	1 360
Isparta	Sütçüler	SÜTÇÜLER ÖĞRENCİ YURDU	246	84	162
Isparta	Uluborlu	KUTLUBEY ÖĞRENCİ YURDU	572	213	359
Isparta	Yalvaç	YALVAÇ YURDU	760	483	277
Isparta	Şarkikaraağaç	ŞARKİKARAAĞAÇ ÖĞRENCİ YURDU	294	147	147
Iğdır	Merkez	IĞDIR ÖĞRENCİ YURDU	540	540	-
Iğdır	Merkez	SÜREYYA SÜLÜN HANIM ÖĞRENCİ YURDU	431	431	-
Iğdır	Merkez	SELMAN-I FARİSİ ÖĞRENCİ YURDU	763	-	763
Kahramanmaraş	Afşin	AFŞİN KIZ YURDU	180	180	-
Kahramanmaraş	Elbistan	SENEM AYŞE ÖĞRENCİ YURDU	294	294	-
Kahramanmaraş	Elbistan	ELBİSTAN YURDU	544	-	544
Kahramanmaraş	Göksun	GÖKSUN YURDU	778	528	250
Kahramanmaraş	Merkez	ERDEM BAYAZIT ÖĞRENCİ YURDU	268	268	-
Kahramanmaraş	Merkez	KAHRAMANMARAŞ AVŞAR ÖĞRENCİ YURDU	1 004	1 004	-
Kahramanmaraş	Merkez	KAHRAMANMARAŞ YURDU	1 088	-	1 088
Kahramanmaraş	Merkez	KAHRAMANMARAŞ İSTİKLAL ÖGRENCİ YURDU	510	510	-
Kahramanmaraş	Merkez	NURİ PAKDİL ÖĞRENCİ YURDU	621	621	-
Karabük	Eskipazar	ESKİPAZAR YURDU	165	60	105
Karabük	Merkez	ASİYE HATUN ÖĞRENCİ YURDU	793	793	-
Karabük	Merkez	HUBBİ HATUN ÖĞRENCİ YURDU	1 506	1 506	-
Karabük	Merkez	KARABÜK BAHADDİN GAZİ YURDU	2 900	-	2 900
Karabük	Merkez	İSMAİL NECATİ EFENDİ ÖĞRENCİ YURDU	1 905	-	1 905
Karabük	Merkez	KARABÜK YURDU	448	448	-
Karabük	Merkez	KARABÜK-TAŞKENT ÖĞRENCİ YURDU	1 007	1 007	-
Karabük	Merkez	KATİP ÇELEBİ ÖĞRENCİ YURDU	822	822	-
Karabük	Safranbolu	AİŞE ANA ÖĞRENCİ YURDU	508	508	-
Karaman	Ermenek	ERMENEK ÖĞRENCİ YURDU	257	130	127
Karaman	Merkez	HATUNİYE ÖĞRENCİ YURDU	1 660	1 660	-
Karaman	Merkez	NEFİSE SULTAN ÖĞRENCİ YURDU	1 408	1 408	-
Karaman	Merkez	KARAMAN YURDU	898	898	-
Karaman	Merkez	KARAMAN PİRİ REİS ÖĞRENCİ YURDU	1 190	-	1 190
Kars	Merkez	KARS YURDU	780	-	780
Kars	Merkez	RABİATÜ'L ADEVİYYE ÖĞRENCİ YURDU	783	783	-
Kars	Merkez	NURİ PAŞA ÖĞRENCİ YURDU MÜDÜRLÜĞÜ	821	-	821
Kars	Merkez	SERHAT ÖĞRENCİ YURDU MÜDÜRLÜĞÜ	978	978	-
Kars	Merkez	KAFKAS ÖĞRENCİ YURDU	581	581	-
Kars	Merkez	KARS-HASAN HARAKANİ ÖĞRENCİ YURDU	550	-	550
Kars	Merkez	MURAT ÇOBANOĞLU ÖĞRENCİ YURDU	1 690	1 690	-
Kars	Merkez	ŞEREF TAŞLIOVA ÖĞRENCİ YURDU	491	-	491
Kars	Sarıkamış	SARIKAMIŞ 100.YIL ŞEHİTLERİ ÖĞRENCİ YURDU	332	166	166
Kastamonu	Merkez	FATMA ALİYE HANIM ÖĞRENCİ YURDU	429	429	-
Kastamonu	Merkez	KASTAMONU HÜMA HATUN ÖĞRENCİ YURDU	1 333	1 333	-
Kastamonu	Merkez	KASTAMONU YURDU	1 308		1 308
Kastamonu	Merkez	RABİA GÜLNUŞ ÖĞRENCİ YURDU	2 700	2 700	-
Kayseri	Develi	DEVELİ YURDU	634	460	174
Kayseri	Merkez	MELİKGAZİ KIZ ÖĞRENCİ YURDU	1 434	1 434	-
Kayseri	Merkez	HUNAT HATUN ÖĞRENCİ YURDU	1 327	1 327	-
Kayseri	Merkez	SEYYİD BURHANEDDİN ÖĞRENCİ YURDU	668	-	668
Kayseri	Merkez	ERCİYES YURDU	1 704	136	1 568
Kayseri	Merkez	GEVHER NESİBE YURDU	1 602	1 602	-
Kayseri	Merkez	KOCASİNAN ÖĞRENCİ YURDU	429	429	-
Kayseri	Merkez	MUSTAFA ASIM KÖKSAL ÖĞRENCİ YURDU	350	-	350
Kayseri	Merkez	PERTEVNİYAL SULTAN ÖĞRENCİ YURDU	200	200	-
Kayseri	Merkez	ŞULE YÜKSEL ŞENLER ÖĞRENCİ YURDU	531	531	-
Kıbrıs	Lefke	REFİKA ÖĞRETMEN YURDU	1 000	1 000	-
Kıbrıs	Lefke	BÜLENT ECEVİT ÖĞRENCİ YURDU	962	587	375
Kıbrıs	Magusa	NECMETTİN ERBAKAN ÖĞRENCİ YURDU	763	401	362

Kaynak : Yüksek Öğrenim Kredi ve Yurtlar Kurumu Genel Müdürlüğü

Source : General Directorate of Higher Education Loans and Dormitories Institution

4.3 İl ve ilçelere göre Yüksek Öğrenim Kredi ve Yurtlar Kurumuna bağlı yurtlarda yurt kapasitesi (devam)

Capacities of dormitories affiliated to the Higher Education Loans and Dormitories Institution by province and district (continued)

[12.07.2017 tarihi itibariyle - As of 12.07.2017]

İl - Province	**İlçe -** District	**Yurt adı** Dormitory name	**Toplam kapasite** Total capacity	**Kadın kapasite** Female capacity	**Erkek kapasite** Male capacity
Kırıkkale	Keskin	KESKİN YURDU	404	340	64
Kırıkkale	Yahşihan	ÜMMÜ HATUN ÖĞRENCİ YURDU	2 552	2 552	-
Kırıkkale	Yahşihan	KALETEPE ÖĞRENCİ YURDU MÜDÜRLÜĞÜ	852	852	-
Kırıkkale	Yahşihan	KIRIKKALE HATİCE HANIM ÖĞRENCİ YURDU	790	790	-
Kırıkkale	Yahşihan	HAMİDİYE ÖĞRENCİ YURDU	516	-	516
Kırıkkale	Yahşihan	KIRIKKALE-KIZILIRMAK KIZ ÖĞRENCİ YURDU	946	946	-
Kırıkkale	Yahşihan	TÜRKAN HATUN ÖĞRENCİ YURDU	1 878	-	1 878
Kırklareli	Lüleburgaz	LÜLEBURGAZ ÖĞRENCİ YURDU	384	384	-
Kırklareli	Merkez	HUNDİ HATUN ÖĞRENCİ YURDU	2 000	2 000	-
Kırklareli	Merkez	AHMET CEVDET PAŞA ÖĞRENCİ YURDU	1 500	-	1 500
Kırklareli	Merkez	EVLADI FATİHAN ÖĞRENCİ YURDU	2 250	2 250	-
Kırklareli	Merkez	KIRKLARELİ YURDU	580	-	580
Kırklareli	Merkez	ŞEMSETTİN SAMİ ÖĞRENCİ YURDU	624	-	624
Kırşehir	Kaman	ALTUNCAN HATUN ÖĞRENCİ YURDU	554	554	-
Kırşehir	Kaman	KAMAN YURDU	352	-	352
Kırşehir	Merkez	EROL GÜNGÖR ÖĞRENCİ YURDU	490	-	490
Kırşehir	Merkez	KIRŞEHİR KERVANSARAY ÖĞRENCİ YURDU	772	772	-
Kırşehir	Merkez	KIRŞEHİR YURDU	740	-	740
Kırşehir	Merkez	KIRŞEHİR-AHİ EVRAN KIZ ÖĞRENCİ YURDU	554	554	-
Kırşehir	Merkez	SALİHA SULTAN ÖĞRENCİ YURDU	330	330	-
Kırşehir	Merkez	SELÇUK HATUN ÖĞRENCİ YURDU	930	930	-
Kırşehir	Mucur	ELVİN BUĞRA ARSLAN ÖĞRENCİ YURDU	426	344	82
Kırşehir	Çiçekdağı	MECİDİYE ÖĞRENCİ YURDU	350	350	-
Kocaeli	Gebze	GEBZE ÖĞRENCİ YURDU	894	334	560
Kocaeli	Kandıra	AHMET HİLMİ EFENDİ ÖĞRENCİ YURDU	349	-	349
Kocaeli	Kandıra	KANDIRA-İL ÖZEL İDARESİ YURDU	500	500	-
Kocaeli	Karamürsel	KARAMÜRSEL-GAZANFER BİLGE ÖĞRENCİ YURDU	560	240	320
Kocaeli	Merkez	GÖLCÜK ÖĞRENCİ YURDU	325	149	176
Kocaeli	Merkez	ALİ FUAT CEBESOY ÖĞRENCİ YURDU	1 630	-	1 630
Kocaeli	Merkez	FATMA SEHER HANIM ÖĞRENCİ YURDU	614	614	-
Kocaeli	Merkez	GAZİ SÜLEYMAN PAŞA ÖĞRENCİ YURDU	2 000	-	2 000
Kocaeli	Merkez	SULTAN BABA ÖĞRENCİ YURDU	316	158	158
Kocaeli	Merkez	PERTEVPAŞA ÖĞRENCİ YURDU	306	-	306
Kocaeli	Merkez	CANFEDA HATUN ÖĞRENCİ YURDU	491	491	-
Kocaeli	Merkez	KOCAELİ VİLAYETLER HİZMET BİRLİĞİ YURDU	212	-	212
Kocaeli	Merkez	KOCAELİ ZEKİYE GÜNDOĞDU YURDU	712	712	-
Kocaeli	Merkez	KOCAELİ ÖĞRENCİ YURDU	1 529	-	1 529
Kocaeli	Merkez	SAMİHA AYVERDİ ÖĞRENCİ YURDU	3 073	3 073	-
Kocaeli	Merkez	ŞERİFE GELİN ÖĞRENCİ YURDU	1 148	1 148	-
Konya	Akören	AKÖREN ÖĞRENCİ YURDU	408	272	136
Konya	Akşehir	AKŞEHİR YURDU	926	514	412
Konya	Beyşehir	BEYŞEHİR YURDU	1 022	572	450
Konya	Bozkır	BOZKIR-Y.Ö.KYK MUSTAFA SUNA-ÖZ ÖĞRENCİ YURDU	544	180	364
Konya	Cihanbeyli	CİHANBEYLİ ÖĞRENCİ YURDU	298	113	185
Konya	Ereğli	EREĞLİ ERKEK YURDU	360	-	360
Konya	Ereğli	EREĞLİ KIZ YURDU	556	556	-
Konya	Hadim	HADİM ÖĞRENCİ YURDU	300	150	150
Konya	Ilgın	ILGIN ÖĞRENCİ YURDU	366	-	366
Konya	Kadınhanı	KADINHANI-F. ALİ-FATMA SÜNDÜS İÇİL YURDU	754	281	473
Konya	Karapınar	SULTAN VELED ÖĞRENCİ YURDU	435	228	207
Konya	Kulu	MEHMET VEHBİ ÇELİK ÖĞRENCİ YURDU	342	171	171
Konya	Merkez	MELİKE CİHAN ÖĞRENCİ YURDU	1 806	1 806	-
Konya	Merkez	SADRETTİN KONEVİ ÖĞRENCİ YURDU	760	-	760
Konya	Merkez	ALAADDİN YURDU	2 236	-	2 236
Konya	Merkez	ALİ ULVİ KURUCU ÖĞRENCİ YURDU	1 109	-	1 109
Konya	Merkez	CUMHURİYET YURDU (KONYA)	844	844	-
Konya	Merkez	FAHRÜNNİSA HATUN ÖĞRENCİ YURDU	1 876	1 876	-
Konya	Merkez	KONYA KIZ YURDU	968	968	-
Konya	Merkez	KONYA-KİMYA HATUN KIZ YURDU	740	740	-
Konya	Merkez	KONYA-ŞEMS-İ TEBRİZİ ÖĞRENCİ YURDU	1 084	1 084	-
Konya	Merkez	MELİKE HATUN ÖĞRENCİ YURDU	396	396	-
Konya	Merkez	MERAM YURDU	723	723	-
Konya	Merkez	MEVLANA KIZ YURDU	1 062	1 062	-
Konya	Seydişehir	SEYDİŞEHİR YURDU	808	250	558
Konya	Çumra	ÇUMRA YURDU	264	184	80
Kütahya	Altıntaş	ALTINTAŞ ÖĞRENCİ YURDU	90	90	-
Kütahya	Gediz	GEDİZ YURDU	672	504	168
Kütahya	Merkez	HEZAR DİNARİ ÖĞRENCİ YURDU	1 056	-	1 056
Kütahya	Merkez	DEVLET HATUN ÖĞRENCİ YURDU	328	328	-
Kütahya	Merkez	EMİNE GÜLBAHAR HATUN ÖĞRENCİ YURDU	300	300	-
Kütahya	Merkez	HAYME ANA ÖĞRENCİ YURDU	450	450	-
Kütahya	Merkez	KÜTAHYA YESEVİ ÖĞRENCİ YURDU	2 048	-	2 048
Kütahya	Merkez	KÜTAHYA-ZAFERTEPE ÖĞRENCİ YURDU	1 431	1 431	-
Kütahya	Merkez	TİRİ MÜJGAN SULTAN ÖĞRENCİ YURDU	606	606	-
Kütahya	Pazarlar	PAZARLAR ÖĞRENCİ YURDU	84	84	-
Kütahya	Simav	MOLLA FENARİ ÖĞRENCİ YURDU	133	-	133
Kütahya	Simav	SİMAV ÖĞRENCİ YURDU	508	508	-
Kütahya	Tavşanlı	ARSLAN BEY ÖĞRENCİ YURDU	732	270	462
Kütahya	Şaphane	İSLAMOĞLU ÖĞRENCİ YURDU	378	328	50

Kaynak : Yüksek Öğrenim Kredi ve Yurtlar Kurumu Genel Müdürlüğü

Source : General Directorate of Higher Education Loans and Dormitories Institution

4.3 İl ve ilçelere göre Yüksek Öğrenim Kredi ve Yurtlar Kurumuna bağlı yurtlarda yurt kapasitesi (devam)

Capacities of dormitories affiliated to the Higher Education Loans and Dormitories Institution by province and district (continued)

[12.07.2017 tarihi itibariyle - As of 12.07.2017]

İl - Province	**İlçe** - District	**Yurt adı** Dormitory name	**Toplam kapasite** Total capacity	**Kadın kapasite** Female capacity	**Erkek kapasite** Male capacity
Kilis	Merkez	KİLİS MERCİDABIK ÖĞRENCİ YURDU	453	453	-
Kilis	Merkez	KARTAL BEY ÖĞRENCİ YURDU	756	-	756
Kilis	Merkez	BİLAL-İ HABEŞİ ÖĞRENCİ YURDU	252	-	252
Kilis	Merkez	KİLİS KIZ ÖĞRENCİ YURDU	763	763	-
Kilis	Merkez	KİLİS YURDU	500	-	500
Kilis	Merkez	MUHAMMED BEDEVİ ÖĞRENCİ YURDU	700	700	-
Kilis	Merkez	MİHRİŞAH VALİDE SULTAN ÖĞRENCİ YURDU	500	500	-
Kilis	Merkez	NAKŞİDİL VALİDE SULTAN ÖĞRENCİ YURDU	375	375	-
Malatya	Arapgir	ARAPGİR YURDU	485	220	265
Malatya	Hekimhan	HEKİMHAN ÖĞRENCİ YURDU	208	72	136
Malatya	Merkez	FATIMATÜ'Z ZEHRA ÖĞRENCİ YURDU	434	434	-
Malatya	Merkez	EŞREF BİTLİS ÖĞRENCİ YURDU	1 608	-	1 608
Malatya	Merkez	BATTALGAZİ YURDU	1 623	-	1 623
Malatya	Merkez	BEYDAĞI ÖĞRENCİ YURDU	1 042	1 042	-
Malatya	Merkez	MALATYA KIZ YURDU	1 348	1 348	-
Malatya	Merkez	MALATYA-HACI HAFİZE ÖZAL KIZ ÖĞRENCİ YURDU	1 056	1 056	-
Malatya	Merkez	SOMUNCU BABA ÖĞRENCİ YURDU	725	725	-
Manisa	Akhisar	AKHİSAR YURDU	210	66	144
Manisa	Alaşehir	ALAŞEHİR YURDU	240	156	84
Manisa	Demirci	DEMİRCİ YURDU	1 132	928	204
Manisa	Gördes	GÖRDES MOLLA GÜRANİ ÖĞRENCİ YURDU	433	327	106
Manisa	Kırkağaç	KIRKAĞAÇ ÖĞRENCİ YURDU	302	187	115
Manisa	Kula	KULA ÖĞRENCİ YURDU	208	208	-
Manisa	Köprübaşı	KÖPRÜBAŞI ÖĞRENCİ YURDU	172	102	70
Manisa	Merkez	AYŞE HAFSA SULTAN ÖĞRENCİ YURDU	658	658	-
Manisa	Merkez	MANİSA YUNUS EMRE ÖĞRENCİ YURDU	1 680	-	1 680
Manisa	Merkez	MANİSA YURDU	368	368	-
Manisa	Merkez	MANİSA-MURADİYE ÖĞRENCİ YURDU	1 386	1 386	-
Manisa	Merkez	MERKEZ EFENDİ ÖĞRENCİ YURDU	572	-	572
Manisa	Salihli	SALİHLİ FARABİ ÖĞRENCİ YURDU	164	-	164
Manisa	Salihli	SALİHLİ ÖĞRENCİ YURDU	510	510	-
Manisa	Sarıgöl	SARIGÖL ÖĞRENCİ YURDU	184	82	102
Manisa	Soma	SOMA ÖĞRENCİ YURDU	202	-	202
Manisa	Turgutlu	HATİCE HAYRİYE TURGUTLU ÖĞRENCİ YURDU	168	168	-
Manisa	Turgutlu	TURGUTLU-SEDAT ÖZCAN YURDU	435	-	435
Mardin	Merkez	MARDİN KIZ ÖĞRENCİ YURDU	1 507	1 507	-
Mardin	Merkez	KASIMİYE ÖĞRENCİ YURDU	782	-	782
Mardin	Midyat	AZİZ SANCAR ÖĞRENCİ YURDU	300	300	-
Mersin	Anamur	ANAMUR ÖĞRENCİ YURDU	430	215	215
Mersin	Erdemli	ERDEMLİ ÖĞRENCİ YURDU	170	170	-
Mersin	Merkez	MERSİN-YENİŞEHİR ÖĞRENCİ YURDU	823	-	823
Mersin	Merkez	KIRKKAŞIK ÖĞRENCİ YURDU	1 772	1 772	-
Mersin	Merkez	MERSİN KIZ ÖĞRENCİ YURDU	1 760	1 760	-
Mersin	Merkez	İÇEL ÖĞRENCİ YURDU	506	-	506
Mersin	Silifke	SİLİFKE TAŞUCU ÖĞRENCİ YURDU	412	412	-
Mersin	Tarsus	TARSUS YURDU	596	240	356
Muğla	Fethiye	FETHİYE SITKI - MEFHARET KOÇMAN ÖĞRENCİ YURDU	302	162	140
Muğla	Merkez	MUĞLA ERKEK YURDU	1 804	-	1 804
Muğla	Merkez	MUĞLA MİLLİ PİYANGO KIZ YURDU	2 184	2 184	-
Muğla	Merkez	ŞAHİDİ KIZ YURDU	496	496	-
Muğla	Ortaca	MUĞLA-ORTACA YURDU	220	114	106
Muş	Malazgirt	MALAZGİRT ÖĞRENCİ YURDU	200	100	100
Muş	Merkez	SULTAN ALPARSLAN ÖĞRENCİ YURDU	486	486	-
Muş	Merkez	DANİŞMEND GAZİ ÖĞRENCİ YURDU	856	-	856
Muş	Merkez	HÜMAŞAH ÖĞRENCİ YURDU	408	408	-
Muş	Merkez	MUŞ MÜŞTAK BABA ÖĞRENCİ YURDU	1 134	1 134	-
Muş	Merkez	MUŞ YURDU	594	-	594
Nevşehir	Avanos	AVANOS ÖĞRENCİ YURDU	569	329	240
Nevşehir	Gülşehir	GÜLŞEHİR ÖĞRENCİ YURDU	100	100	-
Nevşehir	Hacıbektaş	HÜNKAR ÖĞRENCİ YURDU	456	260	196
Nevşehir	Merkez	FATIMA SULTAN ÖĞRENCİ YURDU	780	780	-
Nevşehir	Merkez	AYŞE HÜMAŞAH SULTAN ÖĞRENCİ YURDU	552	552	-
Nevşehir	Merkez	HACI BEKTAŞ-I VELİ ÖĞRENCİ YURDU	560	-	560
Nevşehir	Merkez	HALUK NUR BAKİ ÖĞRENCİ YURDU	428	-	428
Nevşehir	Merkez	NEVŞEHİR YURDU	1 643	1 643	-
Nevşehir	Ürgüp	ÜRGÜP ÖĞRENCİ YURDU	671	504	167
Niğde	Bor	AHMET KUDDUSİ ÖĞRENCİ YURDU	337	-	337
Niğde	Bor	BOR YURDU	372	372	-
Niğde	Merkez	FADİMANA HALİSDEMİR ÖĞRENCİ YURDU	2 000	2 000	-
Niğde	Merkez	ÖMER HALİSDEMİR ÖĞRENCİ YURDU	954	-	954
Niğde	Merkez	NİĞDE ERTUĞRULGAZİ ÖĞRENCİ YURDU	2 346	-	2 346
Niğde	Merkez	NİĞDE MİLLİ PİYANGO YURDU	1 132	1 132	-
Niğde	Merkez	NİĞDE SABANCI ÖĞRENCİ YURDU	480	480	-
Niğde	Merkez	SULTAN I. KILIÇARSLAN ÖĞRENCİ YURDU	2 000	2 000	-
Niğde	Merkez	SULTAN II. KILIÇARSLAN ÖĞRENCİ YURDU	2 000	2 000	-
Niğde	Ulukışla	ULUKIŞLA ÖĞRENCİ YURDU	120	120	-

Kaynak : Yüksek Öğrenim Kredi ve Yurtlar Kurumu Genel Müdürlüğü

Source : General Directorate of Higher Education Loans and Dormitories Institution

4.3 İl ve ilçelere göre Yüksek Öğrenim Kredi ve Yurtlar Kurumuna bağlı yurtlarda yurt kapasitesi (devam)

Capacities of dormitories affiliated to the Higher Education Loans and Dormitories Institution by province and district (continued)

[12.07.2017 tarihi itibariyle - As of 12.07.2017]

İl - Province	**İlçe** - District	**Yurt adı** Dormitory name	**Toplam kapasite** Total capacity	**Kadın kapasite** Female capacity	**Erkek kapasite** Male capacity
Ordu	Fatsa	FATSA ÖĞRENCİ YURDU	710	200	510
Ordu	Merkez	ORDU YURDU	446	-	446
Ordu	Merkez	EVLİYA ÇELEBİ ÖĞRENCİ YURDU	300	300	-
Ordu	Merkez	HEKİMOĞLU ÖĞRENCİ YURDU	406	-	406
Ordu	Merkez	MEHMET FUAD KÖPRÜLÜ ÖĞRENCİ YURDU	470	316	154
Ordu	Merkez	ORDU LEBİBE-ERGİN KARLIBEL ÖGRENCİ YURDU	1 035	1 035	-
Ordu	Mesudiye	MESUDİYE YURDU	152	76	76
Ordu	Ünye	ÜNYE YURDU	897	505	392
Osmaniye	Bahçe	BAHÇE ÖĞRENCİ YURDU	110	110	-
Osmaniye	Kadirli	KADİRLİ ÖĞRENCİ YURDU	356	178	178
Osmaniye	Merkez	OSMANİYE YURDU	1 168	1 168	-
Osmaniye	Merkez	KARACAOĞLAN ÖĞRENCİ YURDU	774	-	774
Rize	Derepazarı	DEREPAZARI KAPTAN ARİF BAYRAKTAR ÖĞRENCİ YURDU	168	-	168
Rize	Fındıklı	FINDIKLI YURDU	364	184	180
Rize	Merkez	AHMET TEVFİK İLERİ ÖĞRENCİ YURDU	550	-	550
Rize	Merkez	DEVLET HATUN ÖĞRENCİ YURDU	648	648	-
Rize	Merkez	RİZE YEŞİLÇAY YURDU	1 038	-	1 038
Rize	Merkez	RİZE YURDU	830	830	-
Rize	Merkez	TENZİLE ERDOĞAN ÖĞRENCİ YURDU	822	822	-
Rize	Pazar	PAZAR ÖĞRENCİ YURDU	88	88	-
Rize	Çayeli	ÇAYELİ-A.MESUT YILMAZ YURDU	570	368	202
Sakarya	Akyazı	AKYAZI ÖĞRENCİ YURDU	406	203	203
Sakarya	Geyve	GEYVE ÖĞRENCİ YURDU	387	192	195
Sakarya	Hendek	HENDEK YURDU	1 352	1 352	-
Sakarya	Hendek	ABDURRAHMAN GÜRSES ÖĞRENCİ YURDU	675	-	675
Sakarya	Karasu	KARASU ÖĞRENCİ YURDU	400	200	200
Sakarya	Merkez	ARİF NİHAT ASYA ÖĞRENCİ YURDU	924	924	-
Sakarya	Merkez	SAKARYA YURDU	1 686	1 686	-
Sakarya	Merkez	RAHİME SULTAN ÖĞRENCİ YURDU	1 577	1 577	-
Sakarya	Merkez	SERDİVAN ÖĞRENCİ YURDU	396	-	396
Sakarya	Merkez	MUHAMMET FATİH SAFİTÜRK ÖĞRENCİ YURDU	2 000	-	2 000
Sakarya	Merkez	SABAHATTİN ZAİM ÖĞRENCİ YURDU (SAKARYA)	1 432	-	1 432
Sakarya	Sapanca	SAPANCA ÖĞRENCİ YURDU	530	530	-
Samsun	Alaçam	ALAÇAM ÖĞRENCİ YURDU	140	80	60
Samsun	Bafra	BAFRA MİLLİ PİYANGO YURDU	512	256	256
Samsun	Havza	HAVZA ÖĞRENCİ YURDU	558	426	132
Samsun	Kavak	KAVAK ÖĞRENCİ YURDU	192	102	90
Samsun	Merkez	ALİ FUAT BAŞGİL ÖĞRENCİ YURDU	813	-	813
Samsun	Merkez	GÜLCEMAL HATUN ÖĞRENCİ YURDU	610	610	-
Samsun	Merkez	ATAKUM YURDU (SAMSUN)	438	438	-
Samsun	Merkez	KARADENİZ YURDU	1 728	-	1 728
Samsun	Merkez	MÜNEVVER AYAŞLI ÖĞRENCİ YURDU	2 526	2 526	-
Samsun	Merkez	SAMSUN KIZ ÖĞRENCİ YURDU	1 047	1 047	-
Samsun	Merkez	TURGUT ÖZAL ÖĞRENCİ YURDU	1 468	1 468	-
Samsun	Merkez	İLKADIM YURDU	849	849	-
Samsun	Ondokuzmayıs	ONDOKUZ MAYIS ÖĞRENCİ YURDU	426	213	213
Samsun	Terme	TERME YURDU	320	192	128
Samsun	Vezirköprü	VEZİRKÖPRÜ ÖĞRENCİ YURDU	411	321	90
Samsun	Çarşamba	ÇARŞAMBA ÖĞRENCİ YURDU	758	508	250
Sinop	Ayancık	AYANCIK ÖĞRENCİ YURDU	205	115	90
Sinop	Boyabat	BOYABAT ÖĞRENCİ YURDU	124	124	
Sinop	Merkez	ALAİYE ÖĞRENCİ YURDU	476	-	476
Sinop	Merkez	SİNOP YURDU	850	850	-
Sivas	Gürün	GÜRÜN-ENVER BOSTANCI ÖĞRENCİ YURDU	251	159	92
Sivas	Hafik	HAFİK ÖĞRENCİ YURDU	419	318	101
Sivas	Kangal	KANGAL HASAN YILMAZ ÖĞRENCİ YURDU	180	180	-
Sivas	Koyulhisar	KOYULHİSAR ÇETİN CAN ÖĞRENCİ YURDU	150	-	150
Sivas	Merkez	SALTUKBEY ÖĞRENCİ YURDU	929	-	929
Sivas	Merkez	EMİNE NAZİKEDA ÖĞRENCİ YURDU	1 384	1 384	-
Sivas	Merkez	SİVAS 4 EYLÜL KIZ YURDU	1 422	1 422	-
Sivas	Merkez	SİVAS HATİCE-TÜL KÜBRÂ ÖĞRENCİ YURDU	1 116	1 116	-
Sivas	Merkez	SİVAS SANCAKTAR ÖĞRENCİ YURDU	1 546	1 546	-
Sivas	Merkez	ŞEMSEDDİN SİVÂSÎ ÖĞRENCİ YURDU	1 682	-	1 682
Sivas	Suşehri	SUŞEHRİ YURDU	884	426	458
Sivas	Yıldızeli	YILDIZELİ YURDU	567	285	282
Sivas	Zara	ZARA HATICE-SEFER DURSUN YURDU	916	440	476
Sivas	Şarkışla	ŞARKIŞLA ÖĞRENCİ YURDU	616	308	308
Siirt	Kurtalan	KURTALAN ÖĞRENCİ YURDU	500	248	252
Siirt	Merkez	İSMAİL FAKİRULLAH ÖĞRENCİ YURDU	1 296	-	1 296
Siirt	Merkez	HASSA HATUN ÖĞRENCİ YURDU	1 970	1 970	-
Siirt	Merkez	ESMEHAN SULTAN ÖĞRENCİ YURDU	392	392	-
Siirt	Merkez	SİİRT ERKEK ÖĞRENCİ YURDU	506	-	506
Siirt	Merkez	SİİRT KIZ ÖĞRENCİ YURDU	844	844	-

Kaynak : Yüksek Öğrenim Kredi ve Yurtlar Kurumu Genel Müdürlüğü

Source : General Directorate of Higher Education Loans and Dormitories Institution

4.3 İl ve ilçelere göre Yüksek Öğrenim Kredi ve Yurtlar Kurumuna bağlı yurtlarda yurt kapasitesi (devam)

Capacities of dormitories affiliated to the Higher Education Loans and Dormitories Institution by province and district (continued)

[12.07.2017 tarihi itibariyle - As of 12.07.2017]

İl - Province	**İlçe -** District	**Yurt adı** Dormitory name	**Toplam kapasite** Total capacity	**Kadın kapasite** Female capacity	**Erkek kapasite** Male capacity
Tekirdağ	Hayrabolu	HAYRABOLU YURDU	432	216	216
Tekirdağ	Malkara	MALKARA YURDU	424	212	212
Tekirdağ	Merkez	TEKİRDAĞ YURDU	2 788	1 703	1 085
Tekirdağ	Çerkezköy	ÇERKEZKÖY YURDU	400	200	200
Tekirdağ	Çorlu	ÇORLU ERKEK ÖĞRENCİ YURDU	702	-	702
Tekirdağ	Çorlu	ÇORLU YURDU	413	413	-
Tekirdağ	Şarköy	ŞARKÖY YURDU	322	180	142
Tokat	Artova	ARTOVA ÖĞRENCİ YURDU	160	80	80
Tokat	Erbaa	ERBAA YURDU	490	304	186
Tokat	Merkez	MEHMED EMİN TOKADİ ÖĞRENCİ YURDU	1 056	1 056	-
Tokat	Merkez	ALİ PAŞA ÖĞRENCİ YURDU	897	-	897
Tokat	Merkez	TOKAT-GAZİOSMANPAŞA YURDU	696	-	696
Tokat	Merkez	GÜLSÜM ANA ÖĞRENCİ YURDU	1 400	1 400	-
Tokat	Merkez	AYDOĞAN AYDIN ÖĞRENCİ YURDU	727	-	727
Tokat	Merkez	TOKAT ÖĞRENCİ YURDU	1 434	1 434	-
Tokat	Merkez	TOKAT İBN-İ KEMAL ÖĞRENCİ YURDU	822	822	-
Tokat	Niksar	NİKSAR YURDU	548	274	274
Tokat	Reşadiye	REŞADİYE ÖĞRENCİ YURDU	100	100	-
Tokat	Turhal	TURHAL YURDU	548	274	274
Tokat	Zile	ZİLE YURDU	776	406	370
Trabzon	Akçaabat	MÜNÜR ÖZKURT ÖĞRENCİ YURDU	468	468	-
Trabzon	Akçaabat	GÜLBAHAR HATUN ÖĞRENCİ YURDU	1 482	1 482	-
Trabzon	Akçaabat	AKÇAABAT-FATİH YURDU	1 259	-	1 259
Trabzon	Akçaabat	FUAT SEZGİN ÖĞRENCİ YURDU	1 164	1 164	-
Trabzon	Beşikdüzü	BEŞİKDÜZÜ ÖĞRENCİ YURDU	236	124	112
Trabzon	Maçka	MAÇKA-ŞÜKRÜ KARADENİZ ÖĞRENCİ YURDU	362	184	178
Trabzon	Merkez	AHMET YAŞAR EFENDİ YURDU	475	-	475
Trabzon	Merkez	SARE HATUN YURT MÜDÜRLÜĞÜ	657	657	-
Trabzon	Merkez	ORTAHİSAR ÖĞRENCİ YURDU	556	556	-
Trabzon	Merkez	TRABZON YURDU	2 263	-	2 263
Trabzon	Merkez	TRABZON-DOĞU KARADENİZ YURDU	2 437	2 437	-
Trabzon	Merkez	YOMRA-KANUNİ YURDU	2 572	558	2 014
Trabzon	Of	OF AŞIKKUTLU YURDU	454	150	304
Trabzon	Sürmene	İSMİNAZ KANCA ÖĞRENCİ YURDU	246	-	246
Trabzon	Tonya	TONYA ÖĞRENCİ YURDU	50	50	-
Trabzon	Vakfıkebir	ADNAN DEMİRTÜRK YURDU	470	235	235
Tunceli	Merkez	MUNZUR ÖĞRENCİ YURDU	775	372	403
Tunceli	Merkez	EHLİBEYT ÖĞRENCİ YURDU	350	-	350
Tunceli	Merkez	TUNCELİ YURDU	891	891	-
Tunceli	Çemişgezek	ÇEMİŞGEZEK ÖĞRENCİ YURDU	80	80	-
Uşak	Merkez	LATİFE HANIM ÖĞRENCİ YURDU	2 822	2 822	-
Uşak	Merkez	MEHMET HACIM ÖĞRENCİ YURDU	2 868	-	2 868
Uşak	Merkez	UŞAK ERKEK ÖĞRENCİ YURDU	1 068	-	1 068
Uşak	Merkez	UŞAK KIZ YURDU	1 696	1 696	-
Van	Erciş	ERCİŞ YURDU	1 004	508	496
Van	Gevaş	GEVAŞ ÖĞRENCİ YURDU	362	181	181
Van	Merkez	AMİNE HATUN ÖĞRENCİ YURDU	720	720	-
Van	Merkez	AİŞE SIDDIKA ÖĞRENCİ YURDU	704	704	-
Van	Merkez	MELİKŞAH YURDU	1 152	1 152	-
Van	Merkez	SEYYİD FEHİM ARVASİ YURDU	861	-	861
Van	Merkez	VAN ÖĞRENCİ YURDU	837	-	837
Van	Merkez	ÜMMÜ EYMEN ÖĞRENCİ YURDU	1 152	1 152	-
Van	Merkez	İMAM ŞAFİİ ÖĞRENCİ YURDU	853	-	853
Van	Özalp	ÖZALP YURDU	346	210	136
Yalova	Merkez	TERMAL ÖĞRENCİ YURDU	552	-	552
Yalova	Merkez	YALOVA YURDU	566	566	-
Yozgat	Akdağmadeni	AKDAĞMADENİ YURDU	465	302	163
Yozgat	Boğazlıyan	BOĞAZLIYAN ÖĞRENCİ YURDU	80	80	-
Yozgat	Merkez	YOZGAT SÜRMELİ ÖĞRENCİ YURDU MÜDÜRLÜĞÜ	1 168	1 168	-
Yozgat	Merkez	AHMET EFENDİ ÖĞRENCİ YURDU	736	-	736
Yozgat	Merkez	BOZOK ÖĞRENCİ YURDU	624	-	624
Yozgat	Merkez	YOZGAT ÖĞRENCİ YURDU	960	960	-
Yozgat	Merkez	YOZGAT-ESENTEPE ÖGRENCİ YURDU	428	428	-
Yozgat	Yerköy	YERKÖY MOLLA HÜSREV ÖĞRENCİ YURDU	384	264	120
Zonguldak	Alaplı	ALAPLI ÖĞRENCİ YURDU	493	-	493
Zonguldak	Devrek	DEVREK SOS.YAR.DAY.VAK.ÖGRENCİ YURDU	475	475	-
Zonguldak	Ereğli	KARADENİZ EREĞLİ YURDU	801	396	405
Zonguldak	Kozlu	ABDULLAH SABRİ EFENDİ ÖĞRENCİ YURDU	1 087	-	1 087
Zonguldak	Merkez	NESİBE HATUN ÖĞRENCİ YURDU	1 598	1 598	-
Zonguldak	Merkez	HATİCE TURHAN SULTAN ÖĞRENCİ YURDU	704	704	-
Zonguldak	Merkez	ZONGULDAK YURDU	1 122	-	1 122
Zonguldak	Merkez	ZONGULDAK-KARAELMAS YURDU	1 702	1 702	-
Zonguldak	Çaycuma	ÇAYCUMA YURDU	236	236	-
Zonguldak	Çaycuma	İBRAHİM ETHEM ÖĞRENCİ YURDU	156	-	156

Kaynak : Yüksek Öğrenim Kredi ve Yurtlar Kurumu Genel Müdürlüğü

Source : General Directorate of Higher Education Loans and Dormitories Institution

4.3 İl ve ilçelere göre Yüksek Öğrenim Kredi ve Yurtlar Kurumuna bağlı yurtlarda yurt kapasitesi (devam)

Capacities of dormitories affiliated to the Higher Education Loans and Dormitories Institution by province and district (continued)

[12.07.2017 tarihi itibariyle - As of 12.07.2017]

İl - Province	**İlçe -** District	**Yurt adı** Dormitory name	**Toplam kapasite** Total capacity	**Kadın kapasite** Female capacity	**Erkek kapasite** Male capacity
Çanakkale	Biga	AHMET BİCAN ÖĞRENCİ YURDU	792	-	792
Çanakkale	Biga	BİGA ÖĞRENCİ YURDU	550	550	-
Çanakkale	Gelibolu	GELİBOLU YURDU	120	120	-
Çanakkale	Gökçeada	GÖKÇEADA ÖĞRENCİ YURDU	280	280	-
Çanakkale	Merkez	TERZİOĞLU KIZ ÖĞRENCİ YURDU	1 250	1 250	-
Çanakkale	Merkez	KERİME SULTAN ÖĞRENCİ YURDU	957	957	-
Çanakkale	Merkez	NUSRAT ÖĞRENCİ YURDU	957	-	957
Çanakkale	Merkez	ADİLE SULTAN ÖĞRENCİ YURDU	264	264	-
Çanakkale	Merkez	ÇANAKKALE KIZ ÖĞRENCİ YURDU	550	550	-
Çanakkale	Merkez	ÇANAKKALE YURDU	180	-	180
Çankırı	Merkez	HACI MURAT VELİ ÖĞRENCİ YURDU	872	-	872
Çankırı	Merkez	ÇANKIRI YURDU	2 728	2 728	-
Çorum	Merkez	HİTİT ÖĞRENCİ YURDU	1 040	1 040	-
Çorum	Merkez	HAYRETTİN KARAMAN ÖĞRENCİ YURDU	1 316	-	1 316
Çorum	Merkez	İSKİLİPLİ ATIF HOCA ÖĞRENCİ YURDU	1 500	1 500	-
Çorum	Osmancık	OSMANCIK ÖĞRENCİ YURDU	308	154	154
Çorum	Sungurlu	SUNGURLU ÖĞRENCİ YURDU	150	150	-
Çorum	İskilip	İSKİLİP ÖĞRENCİ YURDU	100	100	-
İstanbul	Merkez	MAHMUT CELALETTİN ÖKTEN ÖĞRENCİ YURDU	1 890	-	1 890
İstanbul	Merkez	ATATÜRK ÖĞRENCİ YURDU	3 555	3 555	-
İstanbul	Merkez	MİMAR SİNAN ÖĞRENCİ YURDU	4 104	-	4 104
İstanbul	Merkez	BAHÇEKÖY ÖĞRENCİ YURDU	506	-	506
İstanbul	Merkez	VALİ MUAMMER GÜLER ÖĞRENCİ YURDU	286	286	-
İstanbul	Merkez	GAZİ SAFİYE BAYAT ÖĞRENCİ YURDU	354	354	-
İstanbul	Merkez	KANUNİ SULTAN SÜLEYMAN ÖĞRENCİ YURDU	2 492	-	2 492
İstanbul	Merkez	ABDİ İPEKÇİ YURDU	1 420	-	1 420
İstanbul	Merkez	AKKADIN HACI MUSTAFA TARMAN KIZ YURDU	294	294	-
İstanbul	Merkez	ANADOLU HİSARI YURDU	386	386	-
İstanbul	Merkez	ATAŞEHİR KIZ ÖĞRENCİ YURDU	788	788	-
İstanbul	Merkez	AVCILAR-ATATÜRK KIZ YURDU	348	348	-
İstanbul	Merkez	EDİRNEKAPI KIZ ÖĞRENCİ YURDU	1 284	1 284	-
İstanbul	Merkez	ESENYURT ERKEK ÖĞRENCİ YURDU	400	-	400
İstanbul	Merkez	FATİH SULTAN MEHMET ÖĞRENCİ YURDU	3 108	-	3 108
İstanbul	Merkez	FATİH YURDU	228	228	-
İstanbul	Merkez	FLORYA-BEŞYOL ÖĞRENCİ YURDU	1 205	1 205	-
İstanbul	Merkez	KADIRGA ERKEK ÖĞRENCİ YURDU	723	-	723
İstanbul	Merkez	MAHİR İZ ÖĞRENCİ YURDU	500	-	500
İstanbul	Merkez	NİĞDE KIZ YURDU (İST.)	198	198	-
İstanbul	Merkez	VEZNECİLER YURDU	994	994	-
İstanbul	Merkez	ÇEMBERLİTAŞ YURDU	790	790	-
İstanbul	Merkez	İYİMAYA ÖĞRENCİ YURDU	648	648	-
İstanbul	Merkez	ŞİŞLİ ERKEK ÖĞRENCİ YURDU	198	-	198
İzmir	Bayındır	HACI SİNAN ÖĞRENCİ YURDU	255	144	111
İzmir	Merkez	ATATÜRK (İNCİRALTI) YURDU	1 892	-	1 892
İzmir	Merkez	EGE ÖĞRENCİ YURDU	1 752	1 752	-
İzmir	Merkez	CİHANNÜMA ÖĞRENCİ YURDU	956	956	-
İzmir	Merkez	GAZİ AYŞE HANIM ÖĞRENCİ YURDU	722	722	-
İzmir	Merkez	HANZADE HATUN ÖĞRENCİ YURDU	1 185	1 185	-
İzmir	Merkez	BORNOVA ÖĞRENCİ YURDU	480	-	480
İzmir	Merkez	BUCA KIZ YURDU	680	680	-
İzmir	Merkez	HACI AHMET TATARİ YURDU	600	-	600
İzmir	Merkez	HOCA AHMET YESEVİ YURDU (İZMİR)	920	920	-
İzmir	Merkez	ZÜBEYDE HANIM ÖĞRENCİ YURDU	2 052	2 052	-
İzmir	Merkez	ÇAKABEY ÖĞRENCİ YURDU	230	-	230
İzmir	Merkez	ÇİĞLİ ÖĞRENCİ YURDU	1 150	-	1 150
İzmir	Merkez	İZMİR BARBAROS ÖĞRENCİ YURDU	285	-	285
İzmir	Merkez	İZMİR GAZİEMİR ÖĞRENCİ YURDU	234	234	-
İzmir	Merkez	İZMİR KIZ ÖĞRENCİ YURDU	1 340	1 340	-
İzmir	Urla	URLA LATİFE HANIM ÖĞRENCİ YURDU	456	456	-
İzmir	Urla	URLA YURDU	576	-	576
İzmir	Çeşme	ÇEŞME YURDU	184	96	88
Şanlıurfa	Birecik	ŞİFA HATUN ÖĞRENCİ YURDU	300	150	150
Şanlıurfa	Merkez	HACER ANA ÖĞRENCİ YURDU	1 102	1 102	-
Şanlıurfa	Merkez	HALİLİYE ÖĞRENCİ YURDU	1 000	-	1 000
Şanlıurfa	Merkez	ŞANLIURFA YURDU	260	260	-
Şanlıurfa	Merkez	HARRAN YURDU (Ş.URFA)	1 044	1 044	-
Şanlıurfa	Merkez	MEHMET AKİF İNAN ÖĞRENCİ YURDU	216	-	216
Şırnak	Merkez	CEZERİ ÖĞRENCİ YURDU	507	-	507
Şırnak	Merkez	ŞIRNAK YURDU	448	448	-

Kaynak : Yüksek Öğrenim Kredi ve Yurtlar Kurumu Genel Müdürlüğü

Source : General Directorate of Higher Education Loans and Dormitories Institution

5.1 Türk Cumhuriyetleri ile Türk ve Akraba Topluluklarında açılan öğretim kurumları ile Türkiye Türkçesi Eğitim Öğretim Merkezlerinde öğrenci ve öğretmenler

Number of students and teachers in Turkish Education Centers and Education Institutions Opened in Turkish Republics and Communities of Turks and Relatives

[2016/'17 öğretim yılı - The educational year 2016/'17]

Ülkeler Okul-Merkez Adı Country School / Center Name	**Öğrenci Sayısı Toplamı** Number of students Total			**Öğrenci Sayısı -** Number of students: **T.C.** By Republic of Turkey			**Öğrenci Sayısı -** Number of students: **Diğer** Other			**Personel Sayısı -** Number of Personnel: **T.C.** By Republic of Turkey		
	Toplam Total	**Erkek** Male	**Kadın** Female	**Toplam** Total	**Erkek** Male	**Kadın** Female	**Toplam** Total	**Erkek** Male	**Kadın** Female	**Toplam** Total	**İdareci** Manager	**Öğretmen** Teacher
Genel toplam General total	**5 637**	**2 618**	**3 019**	**2 601**	**1 350**	**1 251**	**3 036**	**1 268**	**1 768**	**267**	**34**	**233**
Azerbaycan Toplamı Total of Azerbaijan	**1 766**	**937**	**829**	**1 382**	**697**	**685**	**384**	**240**	**144**	**73**	**9**	**64**
Bakü Türk İlkokulu	783	372	411	682	335	347	101	37	64	25	2	23
Bakü Türk Ortaokulu	513	282	231	451	241	210	62	41	21	24	3	21
Bakü Türk Anadolu Lisesi	470	283	187	249	121	128	221	162	59	23	3	20
Bakü Türkiye Türkçesi Eğitim Öğretim Merkezi	-	-	-	-	-	-	-	-	-	1	1	-
Kırgızistan Toplamı Total of Kyrgyzstan	**2 222**	**859**	**1 363**	**413**	**215**	**198**	**1 809**	**644**	**1 165**	**87**	**10**	**77**
Bişkek Türk İlkokulunun Okulöncesi Sınıfı	319	172	147	195	105	90	124	67	57	-	-	-
Bişkek Türk İlkokulu										15	3	12
Bişkek Türk Ortaokulu ve İmam Hatip Ortaokulu	236	122	114	152	73	79	84	49	35	13	-	13
Cumhuriyet Yetenekli Çocuklar Kırgız Türk Anadolu Lisesi	198	106	92	66	37	29	132	69	63	17	2	15
Kırgız Türk Anadolu Kız Meslek Lisesi	194	-	194	-	-	-	194	-	194	13	3	10
Bişkek Türkiye Türkçesi Eğitim Öğretim Merkezi	1 275	459	816	-	-	-	1 275	459	816	29	2	27
Özbekistan Toplamı Total of Uzbekistan	**198**	**114**	**84**	**187**	**110**	**77**	**11**	**4**	**7**	**16**	**2**	**14**
Taşkent Türk İlkokulu	119	71	48	113	68	45	6	3	3	8	2	6
Taşkent Türk Ortaokulu	79	43	36	74	42	32	5	1	4	8	-	8
Türkmenistan Toplamı Total of Turkmenistan	**984**	**531**	**453**	**616**	**327**	**289**	**368**	**204**	**164**	**66**	**9**	**57**
Aşkabat Türk İlkokulu	453	247	206	304	166	138	149	81	68	26	3	23
Aşkabat Türk Ortaokulu	362	204	158	197	108	89	165	96	69	21	3	18
Aşgabat Türk Anadolu Lisesi	169	80	89	115	53	62	54	27	27	18	2	16
Aşkabat Türkiye Türkçesi Eğitim Öğretim Merkezi	-	-	-	-	-	-	-	-	-	1	1	-
Tacikistan Toplamı Total of Tajikistan	**-**	**-**	**-**	**-**	**-**	**-**	**-**	**-**	**- #**	**5**	**1**	**4**
Duşanbe Türkiye Türkçesi Eğitim Öğretim Merkezi	-	-	-	-	-	-	-	-	-	5	1	4
Moldova Toplamı Total of Moldovia	**119**	**50**	**69**	**1**	**-**	**1**	**118**	**50**	**68 #**	**10**	**2**	**8**
Kongaz Süleyman Demirel Türk Moldova Lisesi	119	50	69	1	-	1	118	50	68	10	2	8
Romanya Toplamı Total of Rumania	**348**	**127**	**221**	**2**	**1**	**1**	**346**	**126**	**220**	**10**	**1**	**9**
Mecidiye Kemal Atatürk Ulusal Koleji	348	127	221	2	1	1	346	126	220	10	1	9

Kaynak: Yükseköğretim ve Yurtdışı Eğitim Genel Müdürlüğü

Source: General Directorate of Higher Education and Study Abroad

5.2 Ülkemizde hükümet burslusu olarak eğitim gören yabancı uyruklu öğrencilerin ülkelerine ve öğrenim düzeylerine göre sayısı

Number of foreign students by government according to their countries and levels of education

Ülkeler Country	Toplam Total			Ön Lisans Associate Degree			Lisans Bachelor's degree			Yüksek lisans Master's Degree			Doktora Doctorate			Araştırma Research			Tıpta Uzmanlık Expertise in Medicine			Dil Kursu Language Cource		
	Toplam Total	Erkek Male	Kadın Female	Toplam Total	Erkek Male	Kadın Female	Toplam Total	Erkek Male	Kadın Female	Toplam Total	Erkek Male	Kadın Female	Toplam Total	Erkek Male	Kadın Female	Toplam Total	Erkek Male	Kadın Female	Toplam Total	Erkek Male	Kadın Female	Toplam Total	Erkek Male	Kadın Female
Genel toplam General total	**16 512**	**10 444**	**6 068**	**83**	**37**	**46**	**9 280**	**5 736**	**3 544**	**3 608**	**2 443**	**1 165**	**2 354**	**1 605**	**749**	**4**	**4**	**-**	**7**	**5**	**2**	**1 176**	**614**	**562**
Afganistan Afghanistan	**1 098**	**819**	**279**	9	1	8	819	604	215	206	154	52	63	59	4	-	-	-	-	-	-	1	1	-
Almanya Germany	**1**	**-**	**1**	-	-	-	-	-	-	-	-	-	1	-	1	-	-	-	-	-	-	-	-	-
Amerika Birleşik Devletleri United States of America	**2**	**1**	**1**	-	-	-	1	1	-	-	-	-	1	-	1	-	-	-	-	-	-	-	-	-
Angola Angola	**3**	**3**	**-**	-	-	-	3	3	-	-	-	-	-	-	-	-	-	-	-	-	-	-	-	-
Arjantin Argentina	**1**	**1**	**-**	-	-	-	-	-	-	1	1	-	-	-	-	-	-	-	-	-	-	-	-	-
Arnavutluk Albania	**164**	**65**	**99**	-	-	-	110	34	76	30	12	18	24	19	5	-	-	-	-	-	-	-	-	-
Avusturya Austria	**1**	**1**	**-**	-	-	-	-	-	-	1	1	-	-	-	-	-	-	-	-	-	-	-	-	-
Azerbaycan Azerbaijan	**426**	**242**	**184**	2	2	-	245	141	104	95	50	45	77	44	33	-	-	-	7	5	2	-	-	-
Bahreyn Bahrain	**-**	**-**	**-**	-	-	-	-	-	-	-	-	-	-	-	-	-	-	-	-	-	-	-	-	-
Bangladeş Bangladesh	**173**	**146**	**27**	-	-	-	93	80	13	43	34	9	37	32	5	-	-	-	-	-	-	-	-	-
Belçika Belgium	**7**	**4**	**3**	-	-	-	-	-	-	-	-	-	7	4	3	-	-	-	-	-	-	-	-	-
Benin Benin	**50**	**44**	**6**	-	-	-	-	-	-	27	24	3	23	20	3	-	-	-	-	-	-	-	-	-
Beyaz Rusya Belarus	**1**	**1**	**-**	-	-	-	-	-	-	-	-	-	1	1	-	-	-	-	-	-	-	-	-	-
Birleşik Krallık United Kingdom	**2**	**2**	**-**	-	-	-	-	-	-	2	2	-	-	-	-	-	-	-	-	-	-	-	-	-
Bolivya Bolivia	**1**	**1**	**-**	-	-	-	-	-	-	-	-	-	1	1	-	-	-	-	-	-	-	-	-	-
Bosna Hersek Bosnias and Herzegovina	**178**	**76**	**102**	-	-	-	125	47	78	28	10	18	25	19	6	-	-	-	-	-	-	-	-	-
Botsvana Bechuanaland	**10**	**8**	**2**	-	-	-	3	2	1	7	6	1	-	-	-	-	-	-	-	-	-	-	-	-
Brezilya Brazil	**6**	**1**	**5**	-	-	-	1	-	1	4	-	4	1	1	-	-	-	-	-	-	-	-	-	-
Brunei Brunei	**1**	**-**	**1**	-	-	-	1	-	1	-	-	-	-	-	-	-	-	-	-	-	-	-	-	-
Bulgaristan Bulgaria	**118**	**42**	**76**	-	-	-	90	30	60	12	3	9	16	9	7	-	-	-	-	-	-	-	-	-
Burkina Faso Burkina Faso	**57**	**54**	**3**	-	-	-	28	26	2	18	18	-	11	10	1	-	-	-	-	-	-	-	-	-
Burundi Burundi	**60**	**40**	**20**	-	-	-	42	27	15	16	12	4	2	1	1	-	-	-	-	-	-	-	-	-
Cezayir Algeria	**151**	**105**	**46**	-	-	-	38	22	16	30	25	5	82	58	24	-	-	-	-	-	-	1	-	1
Cibuti Djibouti	**86**	**50**	**36**	-	-	-	62	36	26	21	12	9	3	2	1	-	-	-	-	-	-	-	-	-
Çad Chad	**108**	**94**	**14**	-	-	-	60	51	9	27	26	1	21	17	4	-	-	-	-	-	-	-	-	-
Çek Cumhuriyeti Czech Republic	**2**	**-**	**2**	-	-	-	-	-	-	2	-	2	-	-	-	-	-	-	-	-	-	-	-	-
Çin China	**183**	**78**	**105**	-	-	-	87	42	45	75	26	49	21	10	11	-	-	-	-	-	-	-	-	-
Demokratik Kongo Cumhuriyeti Democratic Republic of the Congo	**120**	**109**	**11**	-	-	-	67	63	4	49	43	6	4	3	1	-	-	-	-	-	-	-	-	-
Dominik Cumhuriyeti Dominican Republic	**5**	**2**	**3**	-	-	-	4	2	2	1	-	1	-	-	-	-	-	-	-	-	-	-	-	-
Ekvator Equator	**3**	**-**	**3**	-	-	-	1	-	1	2	-	2	-	-	-	-	-	-	-	-	-	-	-	-
El Salvador El Salvador	**1**	**1**	**-**	-	-	-	1	1		-	-	-	-	-	-	-	-	-	-	-	-	-	-	-
Endonezya Indonesia	**229**	**145**	**84**	-	-	-	132	82	50	57	30	27	40	33	7	-	-	-	-	-	-	-	-	-
Eritre Eritrea	**29**	**21**	**8**	-	-	-	4	1	3	22	18	4	3	2	1	-	-	-	-	-	-	-	-	-
Ermenistan Armenia	**51**	**41**	**10**	-	-	-	-	-	-	48	38	10	3	3	-	-	-	-	-	-	-	-	-	-
Estonya Esthonia	**4**	**1**	**3**	-	-	-	-	-	-	2	-	2	2	1	1	-	-	-	-	-	-	-	-	-
Etiyopya Ethiopia	**249**	**172**	**77**	-	-	-	104	72	32	48	38	10	96	61	35	-	-	-	-	-	-	1	1	-
Fas Morocco	**121**	**65**	**56**	-	-	-	78	35	43	14	6	8	29	24	5	-	-	-	-	-	-	-	-	-
Fildişi Sahili Ivory Coast	**73**	**55**	**18**	-	-	-	41	28	13	18	18	-	14	9	5	-	-	-	-	-	-	-	-	-
Filipinler Philippines	**70**	**53**	**17**	-	-	-	29	24	5	33	24	9	8	5	3	-	-	-	-	-	-	-	-	-

Kaynak: Başbakanlık Yurtdışı Türkler ve Akraba Toplulukları Başkanlığı

Source: Prime Minister of the Presidency of Turks Abroad and Related Communities

5.2 Ülkemizde hükümet bursluşu olarak eğitim gören yabancı uyruklu öğrencilerin ülkelerine ve öğrenim düzeylerine göre sayısı (devam)

Number of foreign students by government according to their countries and levels of education (continued)

	Toplam Total			Ön Lisans Associate Degree			Lisans Bachelor's degree			Yüksek lisans Master's Degree			Doktora Doctorate			Araştırma Research			Tıpta Uzmanlık Expertise in Medicine			Dil Kursu Language Cource		
Ülkeler Country	**Toplam** Total	**Erkek** Male	**Kadın** Female	**Toplam** Total	**Erkek** Male	**Kadın** Female	**Toplam** Total	**Erkek** Male	**Kadın** Female	**Toplam** Total	**Erkek** Male	**Kadın** Female	**Toplam** Total	**Erkek** Male	**Kadın** Female	**Toplam** Total	**Erkek** Male	**Kadın** Female	**Toplam** Total	**Erkek** Male	**Kadın** Female	**Toplam** Total	**Erkek** Male	**Kadın** Female
Filistin Palestine	**520**	**407**	**113**	-	-	-	242	206	36	106	71	35	172	130	42	-	-	-	-	-	-	-	-	-
Finlandiya Finland	**1**	-	**1**	-	-	-	-	-	-	1	-	1	-	-	-	-	-	-	-	-	-	-	-	-
Fransa France	**1**	**1**	-	-	-	-	-	-	-	-	-	-	1	1		-	-	-	-	-	-	-	-	-
Gabon Gabon	**25**	**15**	**10**	-	-	-	9	3	6	13	10	3	3	2	1	-	-	-	-	-	-	-	-	-
Gambiya Gambiya	**75**	**61**	**14**	-	-	-	30	23	7	42	35	7	3	3	-	-	-	-	-	-	-	-	-	-
Gana Ghana	**183**	**144**	**39**	-	-	-	86	71	15	65	54	11	32	19	13	-	-	-	-	-	-	-	-	-
Gine Gine	**71**	**64**	**7**	-	-	-	44	39	5	25	24	1	2	1	1	-	-	-	-	-	-	-	-	-
Gine-Bissau Gine-Bissau	**49**	**27**	**22**	-	-	-	47	26	21	-	-	-	2	1	1	-	-	-	-	-	-	-	-	-
Guatemala Guatemala	-	-	-	-	-	-	-	-	-	-	-	-	-	-	-	-	-	-	-	-	-	-	-	-
Güney Afrika South Africa	-	-	-	-	-	-	-	-	-	-	-	-	-	-	-	-	-	-	-	-	-	-	-	-
Güney Kore South Korea	**26**	**6**	**20**	-	-	-	5	2	3	18	3	15	3	1	2	-	-	-	-	-	-	-	-	-
Güney Sudan South Sudan	**54**	**43**	**11**	-	-	-	37	30	7	14	11	3	3	2	1	-	-	-	-	-	-	-	-	-
Gürcistan Georgia	**137**	**67**	**70**	-	-	-	65	46	19	56	12	44	15	9	6	-	-	-	-	-	-	1	-	1
Haiti Haiti	**33**	**21**	**12**	-	-	-	20	11	9	13	10	3	-	-	-	-	-	-	-	-	-	-	-	-
Hırvatistan Croatia	**7**	**5**	**2**	-	-	-	6	4	2	1	1	-	-	-	-	-	-	-	-	-	-	-	-	-
Hindistan India	**87**	**62**	**25**	-	-	-	12	10	2	35	20	15	40	32	8	-	-	-	-	-	-	-	-	-
Honduras Honduras	**2**	**2**	-	-	-	-	-	-	-	2	2	-	-	-	-	-	-	-	-	-	-	-	-	-
Irak Iraq	**347**	**243**	**104**	-	-	-	108	69	39	116	80	36	123	94	29	-	-	-	-	-	-	-	-	-
İran Iran	**203**	**137**	**66**	-	-	-	43	29	14	45	33	12	115	75	40	-	-	-	-	-	-	-	-	-
İspanya Spain	**11**	**4**	**7**	-	-	-	-	-	-	9	3	6	2	1	1	-	-	-	-	-	-	-	-	-
İsrail Israel	**15**	**4**	**11**	-	-	-	8	1	7	5	1	4	2	2	-	-	-	-	-	-	-	-	-	-
İtalya Italy	**10**	**8**	**2**	-	-	-	-	-	-	3	3		6	4	2	1	1	-	-	-	-	-	-	-
Jamaika Jamaica	**1**	-	**1**	-	-	-	1	-	1	-	-	-	-	-	-	-	-	-	-	-	-	-	-	-
Japonya Japan	**4**	**1**	**3**	-	-	-	-	-	-	3	-	3	1	1	-	-	-	-	-	-	-	-	-	-
Kamboçya Cambodia	**25**	**13**	**12**	-	-	-	17	10	7	7	2	5	1	1	-	-	-	-	-	-	-	-	-	-
Kamerun Cameroon	**127**	**91**	**36**	-	-	-	53	44	9	32	20	12	41	26	15	-	-	-	-	-	-	1	1	
Karadağ Montenegro	**154**	**75**	**79**	-	-	-	135	62	73	15	10	5	4	3	1	-	-	-	-	-	-	-	-	-
Kazakistan Kazakhstan	**429**	**211**	**218**	-	-	-	211	95	116	96	63	33	120	51	69	2	2		-	-	-	-	-	-
Kenya Kenya	**114**	**76**	**38**	-	-	-	59	42	17	47	30	17	7	4	3	-	-	-	-	-	-	1		1
Kırgızistan Kyrgyzstan	**346**	**170**	**176**	-	-	-	197	92	105	112	57	55	37	21	16	-	-	-	-	-	-	-	-	-
Kolombiya Colombia	**86**	**46**	**40**	-	-	-	21	8	13	60	34	26	5	4	1	-	-	-	-	-	-	-	-	-
Komorlar Comoros	**52**	**27**	**25**	-	-	-	26	13	13	20	11	9	6	3	3	-	-	-	-	-	-	-	-	-
Kongo Congo	**36**	**25**	**11**	-	-	-	20	16	4	9	4	5	6	4	2	-	-	-	-	-	-	1	1	-
Kosova Kosovo	**332**	**159**	**173**	1	-	1	248	112	136	41	23	18	42	24	18	-	-	-	-	-	-	-	-	-
Kosta Rika Costa Rica	**1**	**1**	-	-	-	-	-	-	-	1	1	-	-	-	-	-	-	-	-	-	-	-	-	-
Kuveyt Kuwait	**2**	**1**	**1**	-	-	-	1	1	-	1	-	1	-	-	-	-	-	-	-	-	-	-	-	-
Kuzey Kıbrıs Türk Cumhuriyeti Turkish Republic of Northern Cyprus	**54**	**19**	**35**	-	-	-	47	14	33	2	1	1	5	4	1	-	-	-	-	-	-	-	-	-
Küba Cuba	**1**	-	**1**	-	-	-	-	-	-	-	-	-	1	-	1	-	-	-	-	-	-	-	-	-
Lesoto Lesotho	**4**	**3**	**1**	-	-	-	1	1	-	3	2	1	-	-	-	-	-	-	-	-	-	-	-	-
Letonya Latvia	**3**	**1**	**2**	-	-	-	-	-	-	2	-	2	1	1	-	-	-	-	-	-	-	-	-	-

Kaynak: Başbakanlık Yurtdışı Türkler ve Akraba Toplulukları Başkanlığı Source: Prime Minister of the Presidency of Turks Abroad and Related Communities

5.2 Ülkemizde hükümet burslusu olarak eğitim gören yabancı uyruklu öğrencilerin ülkelerine ve öğrenim düzeylerine göre sayısı (devam)

Number of foreign students by government according to their countries and levels of education (continued)

Ülkeler Country	Toplam Total	Erkek Male	Kadın Female	Ön Lisans Associate Degree Toplam Total	Erkek Male	Kadın Female	Lisans Bachelor's degree Toplam Total	Erkek Male	Kadın Female	Yüksek lisans Master's Degree Toplam Total	Erkek Male	Kadın Female	Doktora Doctorate Toplam Total	Erkek Male	Kadın Female	Araştırma Research Toplam Total	Erkek Male	Kadın Female	Tıpta Uzmanlık Expertise in Medicine Toplam Total	Erkek Male	Kadın Female	Dil Kursu Language Cource Toplam Total	Erkek Male	Kadın Female
Liberya Liberia	**35**	**27**	**8**	-	-	-	23	19	4	11	7	4	1	1	-	-	-	-	-	-	-	-	-	-
Libya Libya	**26**	**21**	**5**	-	-	-	10	9	1	10	9	1	6	3	3	-	-	-	-	-	-	-	-	-
Litvanya Lithuania	**6**	**3**	**3**	-	-	-	-	-	-	3	1	2	3	2	1	-	-	-	-	-	-	-	-	-
Lübnan Lebanon	**73**	**48**	**25**	-	-	-	45	33	12	17	9	8	10	6	4	-	-	-	-	-	-	1	-	1
Macaristan Hungary	**9**	**6**	**3**	-	-	-	1	1	-	4	2	2	4	3	1	-	-	-	-	-	-	-	-	-
Madagaskar Madagascar	**58**	**41**	**17**	-	-	-	35	26	9	14	10	4	8	5	3	-	-	-	-	-	-	1		1
Makedonya Macedonia	**211**	**123**	**88**	-	-	-	140	73	67	35	20	15	36	30	6	-	-	-	-	-	-	-	-	-
Malavi Malawi	**28**	**13**	**15**	-	-	-	17	7	10	11	6	5	-	-	-	-	-	-	-	-	-	-	-	-
Maldivler Maldives	**6**	**2**	**4**	-	-	-	4	1	3	-	-	-	2	1	1	-	-	-	-	-	-	-	-	-
Malezya Malaysia	**64**	**36**	**28**	-	-	-	39	19	20	20	13	7	5	4	1	-	-	-	-	-	-	-	-	-
Mali Mali	**90**	**70**	**20**	-	-	-	47	39	8	25	19	6	18	12	6	-	-	-	-	-	-	-	-	-
Mauritius Mauritius	**21**	**12**	**9**	-	-	-	15	9	6	6	3	3	-	-	-	-	-	-	-	-	-	-	-	-
Meksika Mexico	**13**	**9**	**4**	-	-	-	2	2	-	10	7	3	-	-	-	-	-	-	-	-	-	1	-	1
Mısır Egypt	**163**	**107**	**56**	-	-	-	87	51	36	46	34	12	30	22	8	-	-	-	-	-	-	-	-	-
Moğolistan Mongolia	**237**	**122**	**115**	-	-	-	146	65	81	63	40	23	27	16	11	-	-	-	-	-	-	1	1	-
Moldova Moldova	**70**	**35**	**35**	-	-	-	58	27	31	7	4	3	5	4	1	-	-	-	-	-	-	-	-	-
Moritanya Mauritania	**60**	**48**	**12**	-	-	-	24	21	3	23	18	5	13	9	4	-	-	-	-	-	-	-	-	-
Mozambik Mozambique	**26**	**21**	**5**	-	-	-	24	19	5	1	1	-	1	1	-	-	-	-	-	-	-	-	-	-
Myanmar Burma	**16**	**10**	**6**	-	-	-	15	10	5	-	-	-	1	-	1	-	-	-	-	-	-	-	-	-
Namibya Namibia	**6**	**1**	**5**	-	-	-	5	1	4	1	-	1	-	-	-	-	-	-	-	-	-	-	-	-
Nepal Nepal	**16**	**14**	**2**	-	-	-	8	7	1	7	6	1	1	1	-	-	-	-	-	-	-	-	-	-
Nijer Nijer	**102**	**69**	**33**	-	-	-	36	29	7	28	16	12	38	24	14	-	-	-	-	-	-	-	-	-
Nijerya Nigeria	**49**	**34**	**15**	-	-	-	23	17	6	19	13	6	7	4	3	-	-	-	-	-	-	-	-	-
Orta Afrika Cumhuriyeti Central Africa	**57**	**54**	**3**	-	-	-	31	30	1	19	19	-	7	5	2	-	-	-	-	-	-	-	-	-
Özbekistan Uzbekistan	**195**	**85**	**110**	-	-	-	125	52	73	24	9	15	46	24	22	-	-	-	-	-	-	-	-	-
Pakistan Pakistan	**173**	**122**	**51**	-	-	-	65	56	9	60	39	21	48	27	21	-	-	-	-	-	-	-	-	-
Papua Yeni Gine Papua New Guinea	**1**	-	**1**	-	-	-	1	-	1	-	-	-	-	-	-	-	-	-	-	-	-	-	-	-
Paraguay Paraguay	**2**	**1**	**1**	-	-	-	1	1	-	-	-	-	1	-	1	-	-	-	-	-	-	-	-	-
Peru Peru	**3**	**2**	**1**	-	-	-	1	1	-	2	1	1	-	-	-	-	-	-	-	-	-	-	-	-
Polonya Poland	**13**	**11**	**2**	-	-	-	-	-	-	7	7	-	6	4	2	-	-	-	-	-	-	-	-	-
Portekiz Portugal	**2**	**1**	**1**	-	-	-	-	-	-	2	1	1	-	-	-	-	-	-	-	-	-	-	-	-
Romanya Romania	**33**	**18**	**15**	-	-	-	8	3	5	15	9	6	9	5	4	-	-	-	-	-	-	1	1	
Ruanda Rwanda	**65**	**50**	**15**	-	-	-	35	26	9	24	19	5	6	5	1	-	-	-	-	-	-	-	-	-
Rusya Russia	**274**	**183**	**91**	-	-	-	191	120	71	51	38	13	32	25	7	-	-	-	-	-	-	-	-	-
Saint Vincent ve Grenadinler Saint Vincent and the Grenadies	**1**	**1**	-	-	-	-	1	1	-	-	-	-	-	-	-	-	-	-	-	-	-	-	-	-
Sao Tome ve Principe Cumhuriyeti Republic of Sao Tome and Principe	**4**	**4**	-	-	-	-	4	4	-	-	-	-	-	-	-	-	-	-	-	-	-	-	-	-
Senegal Senagal	**44**	**36**	**8**	-	-	-	22	19	3	11	8	3	11	9	2	-	-	-	-	-	-	-	-	-

Kaynak: Başbakanlık Yurtdışı Türkler ve Akraba Toplulukları Başkanlığı

Source: Prime Minister of the Presidency of Turks Abroad and Related Communities

5.2 Ülkemizde hükümet burslusu olarak eğitim gören yabancı uyruklu öğrencilerin ülkelerine ve öğrenim düzeylerine göre sayısı (devam)

Number of foreign students by government according to their countries and levels of education (continued)

Ülkeler Country	Toplam Total			Ön Lisans Associate Degree			Lisans Bachelor's degree			Yüksek lisans Master's Degree			Doktora Doctorate			Araştırma Research			Tıpta Uzmanlık Expertise in Medicine			Dil Kursu Language Cource		
	Toplam Total	Erkek Male	Kadın Female	Toplam Total	Erkek Male	Kadın Female	Toplam Total	Erkek Male	Kadın Female	Toplam Total	Erkek Male	Kadın Female	Toplam Total	Erkek Male	Kadın Female	Toplam Total	Erkek Male	Kadın Female	Toplam Total	Erkek Male	Kadın Female	Toplam Total	Erkek Male	Kadın Female
Sırbistan Serbia	**169**	**86**	**83**	-	-	-	130	60	70	23	16	7	15	9	6	1	1	-	-	-	-	-	-	-
Sierra-Leone Sierra-Leone	**34**	**25**	**9**	-	-	-	19	14	5	12	9	3	3	2	1	-	-	-	-	-	-	-	-	-
Singapur Singapore	**6**	**3**	**3**	-	-	-	6	3	3	-	-	-	-	-	-	-	-	-	-	-	-	-	-	-
Slovakya Slovakia	**8**	**4**	**4**	-	-	-	1	-	1	2	1	1	5	3	2	-	-	-	-	-	-	-	-	-
Slovenya Slovenia	**5**	**4**	**1**	-	-	-	-	-	-	4	3	1	1	1	-	-	-	-	-	-	-	-	-	-
Somali Somali	**381**	**290**	**91**	-	-	-	184	128	56	151	123	28	45	38	7	-	-	-	-	-	-	1	1	
Sri Lanka Sri Lanka	**12**	**7**	**5**	-	-	-	7	3	4	2	1	1	3	3	-	-	-	-	-	-	-	-	-	-
Sudan Sudan	**206**	**153**	**53**	-	-	-	57	41	16	80	68	12	68	43	25	-	-	-	-	-	-	1	1	-
Suriye Syria	**4 012**	**2 427**	**1 585**	65	32	33	2 252	1 388	864	333	250	83	201	152	49	-	-	-	-	-	-	1 161	605	556
Suudi Arabistan Saudi Arabia	**18**	**8**	**10**	-	-	-	8	2	6	6	4	2	4	2	2	-	-	-	-	-	-	-	-	-
Svaziland Swaziland	**18**	**6**	**12**	-	-	-	14	4	10	4	2	2	-	-	-	-	-	-	-	-	-	-	-	-
Şili Chile	**4**	**4**	**-**	-	-	-	-	-	-	4	4	-	-	-	-	-	-	-	-	-	-	-	-	-
Tacikistan Tajikistan	**125**	**76**	**49**	-	-	-	94	56	38	25	16	9	6	4	2	-	-	-	-	-	-	-	-	-
Tanzanya Tanzanya	**82**	**69**	**13**	-	-	-	45	39	6	23	22	1	14	8	6	-	-	-	-	-	-	-	-	-
Tayland Thailand	**127**	**59**	**68**	-	-	-	95	39	56	19	11	8	13	9	4	-	-	-	-	-	-	-	-	-
Tayvan Taiwan	**21**	**15**	**6**	-	-	-	6	3	3	11	9	2	4	3	1	-	-	-	-	-	-	-	-	-
Togo Togo	**35**	**21**	**14**	-	-	-	16	11	5	12	6	6	7	4	3	-	-	-	-	-	-	-	-	-
Tonga Tonga	**1**	**1**	**-**	-	-	-	-	-	-	1	1	-	-	-	-	-	-	-	-	-	-	-	-	-
Tunus Tunusia	**121**	**68**	**53**	-	-	-	52	26	26	42	22	20	27	20	7	-	-	-	-	-	-	-	-	-
Türkmenistan Turkmenistan	**128**	**92**	**36**	-	-	-	114	82	32	11	7	4	3	3	-	-	-	-	-	-	-	-	-	-
Uganda Uganda	**120**	**89**	**31**	-	-	-	59	45	14	49	34	15	12	10	2	-	-	-	-	-	-	-	-	-
Ukrayna Ukraine	**165**	**101**	**64**	-	-	-	103	54	49	48	38	10	14	9	5	-	-	-	-	-	-	-	-	-
Uruguay Uruguay	**1**	**1**	**-**	-	-	-	-	-	-	1	1	-	-	-	-	-	-	-	-	-	-	-	-	-
Ürdün Jordan	**143**	**85**	**58**	-	-	-	58	44	14	42	19	23	43	22	21	-	-	-	-	-	-	-	-	-
Vanuatu Vanuatu	**1**	**1**	**-**	-	-	-	-	-	-	1	1	-	-	-	-	-	-	-	-	-	-	-	-	-
Venezuela Venezuelan	**9**	**5**	**4**	-	-	-	1	1	-	7	3	4	1	1	-	-	-	-	-	-	-	-	-	-
Vietnam Vietnam	**25**	**13**	**12**	-	-	-	12	3	9	11	9	2	2	1	1	-	-	-	-	-	-	-	-	-
Yemen Yemen	**407**	**310**	**97**	-	-	-	268	221	47	89	64	25	49	24	25	-	-	-	-	-	-	1	1	-
Yeşil Burun Cape Verde	**2**	**2**	**-**	-	-	-	-	-	-	2	2	-	-	-	-	-	-	-	-	-	-	-	-	-
Yunanistan Greece	**275**	**110**	**165**	6	2	4	247	91	156	16	13	3	6	4	2	-	-	-	-	-	-	-	-	-
Zambiya Zambia	**61**	**39**	**22**	-	-	-	41	24	17	19	14	5	1	1	-	-	-	-	-	-	-	-	-	-
Zimbabve Zimbabwe	**65**	**47**	**18**	-	-	-	34	22	12	23	20	3	8	5	3	-	-	-	-	-	-	-	-	-

Kaynak: Başbakanlık Yurtdışı Türkler ve Akraba Toplulukları Başkanlığı Source: Prime Minister of the Presidency of Turks Abroad and Related Communities

5.3 Ülkeler, öğrenim düzeyleri ve öğrenim dallarına göre yurt dışında öğrenim gören burslu öğrenciler

Scholarship students studying abroad by country, level of education and programme

[07.07.2017 tarihi itibariyle - As of 07.07.2017]

Ülkeler Country		Genel Toplam General Total			Dil Öğrenimi Language Learning			Yüksek Lisans Master's Degree			Doktora Doctorate			Staj Internship		
		Toplam Total	Fen Science	Sosyal Social	Toplam Total	Fen Science	Sosyal Social	Toplam Total	Fen Science	Sosyal Social	Toplam Total	Fen Science	Sosyal Social	Toplam Total	Fen Science	Sosyal Social
Genel Toplam General Total	**Toplam** - Total	**2 948**	**1 453**	**1 495**	**421**	**177**	**244**	**1 271**	**590**	**681**	**1 237**	**672**	**565**	**19**	**14**	**5**
	Erkek - Male	**1 815**	**960**	**855**	**282**	**121**	**161**	**781**	**377**	**404**	**740**	**453**	**287**	**12**	**9**	**3**
	Kadın - Female	**1 133**	**493**	**640**	**139**	**56**	**83**	**490**	**213**	**277**	**497**	**219**	**278**	**7**	**5**	**2**
ABD United States	**Erkek** - Male	**859**	**550**	**309**	162	80	82	304	188	116	385	276	109	8	6	2
	Kadın - Female	**451**	**236**	**215**	72	34	38	180	89	91	194	109	85	5	4	1
Almanya Germany	**Erkek** - Male	**94**	**43**	**51**	22	5	17	36	19	17	35	18	17	1	1	-
	Kadın - Female	**57**	**19**	**38**	11	1	10	20	11	9	26	7	19	-	-	-
Arjantin Argentina	**Erkek** - Male	**1**	-	**1**	1	-	1	-	-	-	-	-	-	-	-	-
	Kadın - Female	-	-	-	-	-	-	-	-	-	-	-	-	-	-	-
Avustralya Australia	**Erkek** - Male	**6**	**5**	**1**	2	1	1	1	1	-	3	3	-	-	-	-
	Kadın - Female	**6**	**1**	**5**	-	-	-	3	-	3	3	1	2	-	-	-
Avusturya Austria	**Erkek** - Male	**1**	**1**	-	-	-	-	1	1	-	-	-	-	-	-	-
	Kadın - Female	**1**	**1**	-	-	-	-	-	-	-	1	1	-	-	-	-
Azerbaycan Azerbaijan	**Erkek** - Male	**2**	-	**2**	-	-	-	2	-	2	-	-	-	-	-	-
	Kadın - Female	**2**	-	**2**	-	-	-	1	-	1	1	-	1	-	-	-
Belçika Belgium	**Erkek** - Male	-	-	-	-	-	-	-	-	-	-	-	-	-	-	-
	Kadın - Female	**1**	-	**1**	-	-	-	-	-	-	1	-	1	-	-	-
Birleşik Arap Emirlikleri United Arab Emirates	**Erkek** - Male	**1**	**1**	-	-	-	-	-	-	-	-	-	-	1	1	-
	Kadın - Female	-	-	-	-	-	-	-	-	-	-	-	-	-	-	-
Bosna Hersek Bosnias and Herzegovina	**Erkek** - Male	**2**	-	**2**	1	-	1	1	-	1	-	-	-	-	-	-
	Kadın - Female	-	-	-	-	-	-	-	-	-	-	-	-	-	-	-
Bulgaristan Bulgaria	**Erkek** - Male	**1**	-	**1**	-	-	-	-	-	-	1	-	1	-	-	-
	Kadın - Female	-	-	-	-	-	-	-	-	-	-	-	-	-	-	-
Cezayir Algeria	**Erkek** - Male	**1**	-	**1**	-	-	-	1	-	1	-	-	-	-	-	-
	Kadın - Female	-	-	-	-	-	-	-	-	-	-	-	-	-	-	-
Çin China	**Erkek** - Male	**6**	-	**6**	-	-	-	5	-	5	1	-	1	-	-	-
	Kadın - Female	**5**	-	**5**	-	-	-	2	-	2	3	-	3	-	-	-
Danimarka Denmark	**Erkek** - Male	-	-	-	-	-	-	-	-	-	-	-	-	-	-	-
	Kadın - Female	**2**	**2**	-	-	-	-	-	-	-	2	2	-	-	-	-
Etiyopya Ethiopia	**Erkek** - Male	-	-	-	-	-	-	-	-	-	-	-	-	-	-	-
	Kadın - Female	**1**	-	**1**	-	-	-	1	-	1	-	-	-	-	-	-
Fas Morocco	**Erkek** - Male	**3**	-	**3**	1	-	1	2	-	2	-	-	-	-	-	-
	Kadın - Female	**2**	-	**2**	1	-	1	1	-	1	-	-	-	-	-	-
Finlandiya Finland	**Erkek** - Male	**1**	**1**	-	-	-	-	-	-	-	1	1	-	-	-	-
	Kadın - Female	-	-	-	-	-	-	-	-	-	-	-	-	-	-	-
Fransa France	**Erkek** - Male	**14**	**3**	**11**	6	-	6	3	2	1	5	1	4	-	-	-
	Kadın - Female	**5**	-	**5**	3	-	3	-	-	-	2	-	2	-	-	-
Güney Afrika South Africa	**Erkek** - Male	-	-	-	-	-	-	-	-	-	-	-	-	-	-	-
	Kadın - Female	**1**	-	**1**	-	-	-	1	-	1	-	-	-	-	-	-
Güney Kore South Korea	**Erkek** - Male	**2**	-	**2**	-	-	-	2	-	2	-	-	-	-	-	-
	Kadın - Female	**1**	-	**1**	-	-	-	1	-	1	-	-	-	-	-	-
Gürcistan Georgia	**Erkek** - Male	**2**	-	**2**	-	-	-	-	-	-	2	-	2	-	-	-
	Kadın - Female	**2**	-	**2**	-	-	-	-	-	-	2	-	2	-	-	-
Hırvatistan Croatia	**Erkek** - Male	**1**	-	**1**	1	-	1	-	-	-	-	-	-	-	-	-
	Kadın - Female	-	-	-	-	-	-	-	-	-	-	-	-	-	-	-
Hindistan India	**Erkek** - Male	**3**	-	**3**	-	-	-	2	-	2	1	-	1	-	-	-
	Kadın - Female	-	-	-	-	-	-	-	-	-	-	-	-	-	-	-
Hollanda Holland	**Erkek** - Male	**19**	**10**	**9**	1	-	1	9	5	4	9	5	4	-	-	-
	Kadın - Female	**10**	**4**	**6**	-	-	-	8	4	4	2	-	2	-	-	-
İngiltere United Kingdom	**Erkek** - Male	**658**	**316**	**342**	65	33	32	345	154	191	247	129	118	1	-	1
	Kadın - Female	**526**	**214**	**312**	43	21	22	254	105	149	229	88	141	-	-	-

Kaynak : Yükseköğretim ve Yurtdışı Eğitim Genel Müdürlüğü Source : General Directorate of Higher Education and Study Abroad

5.3 Ülkeler, öğrenim düzeyleri ve öğrenim dallarına göre yurt dışında öğrenim gören burslu öğrenciler

Scholarship students studying abroad by country, level of education and programme

[07.07.2017 tarihi itibariyle - As of 07.07.2017]

Ülkeler Country		Genel Toplam General Total			Dil Öğrenimi Language Learning			Yüksek Lisans Master's Degree			Doktora Doctorate			Staj Internship		
		Toplam Total	Fen Science	Sosyal Social	Toplam Total	Fen Science	Sosyal Social	Toplam Total	Fen Science	Sosyal Social	Toplam Total	Fen Science	Sosyal Social	Toplam Total	Fen Science	Sosyal Social
İran Iran	**Erkek** - Male	3	-	3	1	-	1	-	-	-	2	-	2	-	-	-
	Kadın - Female	5	-	5	-	-	-	-	-	-	5	-	5	-	-	-
İrlanda Ireland	**Erkek** - Male	2	1	1	-	-	-	1	-	1	1	1	-	-	-	-
	Kadın - Female	1	1	-	-	-	-	-	-	-	1	1	-	-	-	-
İspanya Spain	**Erkek** - Male	5	-	5	2	-	2	2	-	2	1	-	1	-	-	-
	Kadın - Female	3	1	2	1	-	1	-	-	-	2	1	1	-	-	-
İsrail Israel	**Erkek** - Male	4	-	4	2	-	2	2	-	2	-	-	-	-	-	-
	Kadın - Female	-	-	-	-	-	-	-	-	-	-	-	-	-	-	-
İsveç Sweden	**Erkek** - Male	3	2	1	-	-	-	2	1	1	1	1	-	-	-	-
	Kadın - Female	-	-	-	-	-	-	-	-	-	-	-	-	-	-	-
İsviçre Switzerland	**Erkek** - Male	9	5	4	-	-	-	1	-	1	8	5	3	-	-	-
	Kadın - Female	3	1	2	-	-	-	1	-	1	2	1	1	-	-	-
İtalya Italy	**Erkek** - Male	-	-	-	-	-	-	-	-	-	-	-	-	-	-	-
	Kadın - Female	2	1	1	-	-	-	1	1	-	1	-	1	-	-	-
Japonya Japan	**Erkek** - Male	10	2	8	1	-	1	6	1	5	3	1	2	-	-	-
	Kadın - Female	6	2	4	-	-	-	2	-	2	3	1	2	1	1	
Kanada Canada	**Erkek** - Male	21	16	5	3	2	1	5	4	1	13	10	3	-	-	-
	Kadın - Female	12	8	4	-	-	-	6	3	3	5	5	-	1	-	1
Katar Qatar	**Erkek** - Male	-	-	-	-	-	-	-	-	-	-	-	-	-	-	-
	Kadın - Female	1	-	1	-	-	-	1	-	1	-	-	-	-	-	-
Kırgızistan Kyrgyzstan	**Erkek** - Male	1	-	1	-	-	-	-	-	-	1	-	1	-	-	-
	Kadın - Female	1	-	1	-	-	-	1	-	1	-	-	-	-	-	-
Lübnan Lebanon	**Erkek** - Male	1	-	1	-	-	-	1	-	1	-	-	-	-	-	-
	Kadın - Female	-	-	-	-	-	-	-	-	-	-	-	-	-	-	-
Macaristan Hungary	**Erkek** - Male	2	-	2	-	-	-	1	-	1	1	-	1	-	-	-
	Kadın - Female	1	-	1	-	-	-	-	-	-	1	-	1	-	-	-
Malezya Malaysia	**Erkek** - Male	12	-	12	-	-	-	8	-	8	4	-	4	-	-	-
	Kadın - Female	-	-	-	-	-	-	-	-	-	-	-	-	-	-	-
Mısır Egypt	**Erkek** - Male	1	-	1	1	-	1	-	-	-	-	-	-	-	-	-
	Kadın - Female	-	-	-	-	-	-	-	-	-	-	-	-	-	-	-
Norveç Norway	**Erkek** - Male	1	-	1	-	-	-	1	-	1	-	-	-	-	-	-
	Kadın - Female	-	-	-	-	-	-	-	-	-	-	-	-	-	-	-
Polonya Poland	**Erkek** - Male	1	-	1	1	-	1	-	-	-	-	-	-	-	-	-
	Kadın - Female	-	-	-	-	-	-	-	-	-	-	-	-	-	-	-
Portekiz Portugal	**Erkek** - Male	-	-	-	-	-	-	-	-	-	-	-	-	-	-	-
	Kadın - Female	2	1	1	1	-	1	-	-	-	1	1	-	-	-	-
Romanya Romania	**Erkek** - Male	1	-	1	1	-	1	-	-	-	-	-	-	-	-	-
	Kadın - Female	-	-	-	-	-	-	-	-	-	-	-	-	-	-	-
Rusya Russia	**Erkek** - Male	20	1	19	4	-	4	12	-	12	4	1	3	-	-	-
	Kadın - Female	10	-	10	3	-	3	2	-	2	5	-	5	-	-	-
Sırbistan Serbia	**Erkek** - Male	2	-	2	-	-	-	2	-	2	-	-	-	-	-	-
	Kadın - Female	1	-	1	-	-	-	-	-	-	1	-	1	-	-	-
Suudi Arabistan Saudi Arabia	**Erkek** - Male	1	1	-	-	-	-	-	-	-	-	-	-	1	1	-
	Kadın - Female	-	-	-	-	-	-	-	-	-	-	-	-	-	-	-
Tunus Tunusia	**Erkek** - Male	2	-	2	-	-	-	2	-	2	-	-	-	-	-	-
	Kadın - Female	-	-	-	-	-	-	-	-	-	-	-	-	-	-	-
Ürdün Jordan	**Erkek** - Male	34	1	33	4	-	4	20	1	19	10	-	10	-	-	-
	Kadın - Female	12	1	11	4	-	4	4	-	4	4	1	3	-	-	-
Yeni Zelanda New Zealand	**Erkek** - Male	1	1	-	-	-	-	-	-	-	1	1	-	-	-	-
	Kadın - Female	-	-	-	-	-	-	-	-	-	-	-	-	-	-	-
Yunanistan Greece	**Erkek** - Male	1	-	1	-	-	-	1	-	1	-	-	-	-	-	-
	Kadın - Female	-	-	-	-	-	-	-	-	-	-	-	-	-	-	-

Kaynak : Yükseköğretim ve Yurtdışı Eğitim Genel Müdürlüğü Source : General Directorate of Higher Education and Study Abroad

6.1 İstatistiki Bölge Birimleri Sınıflaması 3. düzeye göre öğretmen evleri ve akşam sanat okulları ile öğretmen lokali sayısı

Number of Teacher's guest houses and clubs, and evening arts schools by Statistical Regions Level 3

[**2016/'17 Öğretim yılı** - The educational year 2016/"17]

İBBS 3. Düzey SR Level 3	**Öğretmen evi ve ASO sayısı** Number of teacher's guest house and EAS	**Toplam yatak kapasitesi** Total bed capacity	**İBBS 3. Düzey** SR Level 3	**Öğretmen evi ve ASO sayısı** Number of teacher's guest house and EAS	**Toplam yatak kapasitesi** Total bed capacity
Toplam - Total	**545**	**23 462**	**TR723 Yozgat**	12	345
TR100 İstanbul	14	723	**TR811 Zonguldak**	4	214
TR211 Tekirdağ	4	116	**TR812 Karabük**	3	154
TR212 Edirne	3	38	**TR813 Bartın**	4	142
TR213 Kırklareli	3	67	**TR821 Kastamonu**	9	383
TR221 Balıkesir	12	648	**TR822 Çankırı**	7	222
TR222 Çanakkale	11	382	**TR823 Sinop**	6	223
TR310 İzmir	12	625	**TR831 Samsun**	11	432
TR321 Aydın	7	305	**TR832 Tokat**	7	278
TR322 Denizli	1	104	**TR833 Çorum**	8	257
TR323 Muğla	7	370	**TR834 Amasya**	5	204
TR331 Manisa	6	293	**TR901 Trabzon**	12	487
TR332 Afyonkarahisar	9	393	**TR902 Ordu**	6	205
TR333 Kütahya	6	177	**TR903 Giresun**	13	303
TR334 Uşak	2	122	**TR904 Rize**	9	418
TR411 Bursa	10	217	**TR905 Artvin**	6	178
TR412 Eskişehir	2	179	**TR906 Gümüşhane**	5	120
TR413 Bilecik	6	226	**TRA11 Erzurum**	16	724
TR421 Kocaeli	5	284	**TRA12 Erzincan**	9	300
TR422 Sakarya	5	97	**TRA13 Bayburt**	1	84
TR423 Düzce	5	211	**TRA21 Ağrı**	8	253
TR424 Bolu	5	109	**TRA22 Kars**	7	272
TR425 Yalova	1	48	**TRA23 Iğdır**	2	88
TR510 Ankara	13	951	**TRA24 Ardahan**	5	146
TR521 Konya	16	669	**TRB11 Malatya**	7	308
TR522 Karaman	1	64	**TRB12 Elazığ**	8	250
TR611 Antalya	10	534	**TRB13 Bingöl**	5	159
TR612 Isparta	5	212	**TRB14 Tunceli**	7	145
TR613 Burdur	3	121	**TRB21 Van**	13	744
TR621 Adana	8	239	**TRB22 Muş**	5	338
TR622 Mersin	10	673	**TRB23 Bitlis**	7	395
TR631 Hatay	11	508	**TRB24 Hakkari**	4	180
TR632 Kahramanmaraş	9	307	**TRC11 Gaziantep**	4	196
TR633 Osmaniye	3	147	**TRC12 Adıyaman**	4	258
TR711 Kırıkkale	2	84	**TRC13 Kilis**	1	101
TR712 Aksaray	5	178	**TRC21 Şanlıurfa**	9	453
TR713 Niğde	6	136	**TRC22 Diyarbakır**	10	534
TR714 Nevşehir	5	183	**TRC31 Mardin**	6	354
TR715 Kırşehir	3	170	**TRC32 Batman**	5	276
TR721 Kayseri	7	250	**TRC33 Şırnak**	7	611
TR722 Sivas	10	377	**TRC34 Siirt**	5	191

Not. 10.07.2017 tarihi itibariyle Note. As of 10.07.2017

7.1 Eğitim Bütçesi

Education Budget

	MEB Bütçe Ödeneği MoNE's Budget Appropriation	**YÖK+Üniversite Bütçeleri -** Budgets of HEC + Universities	**ÖSYM -** SSPC Budget	**Toplam Eğitim Bütçesi -** Total Education Budget
				TL
2006	16 568 145 500	5 846 822 761	171 921 000	22 586 889 261
2007	21 355 634 000	6 586 692 000	191 717 000	28 134 043 000
2008	22 915 565 000	7 318 284 650	152 077 000	30 385 926 650
2009	27 446 778 095	8 772 719 225	150 170 000	36 369 667 320
2010	28 237 412 000	9 355 457 600	150 865 000	37 743 734 600
2011	34 112 163 000	11 503 927 500	160 192 000	45 776 282 500
2012	39 169 379 190	12 743 603 000	232 559 000	52 145 541 190
2013	47 496 378 650	15 227 760 500	291 996 000	63 016 135 150
2014	55 704 817 610	16 939 010 000	359 980 000	73 003 807 610
2015	62 000 248 000	18 493 252 000	364 239 000	80 857 739 000
2016	76 354 306 000	23 590 696 000	445 303 000	100 390 305 000
2017	85 048 584 000	25 620 450 000	408 536 000	111 077 570 000

7.2 2017 Yılı Millî Eğitim Bakanlığı bütçesinin ekonomik sınıflandırmaya göre dağılımı ve 2016 yılı bütçe ödeneğine oranı
Allocation of the budget of Ministry of National Education for year 2017 by economic classification and it's ratio to net budget appropriation of year 2016.

Ödenek türü Type of Appropriation	2016 Yılı Bütçesi Budget of year 2016 (TL)	2017 Yılı Bütçesi Budget of year 2017 (TL)	2017 Yılının 2016 Yılına göre Artış oranı Increase ratio of 2017 as compared with 2016 (%)
Toplam - Total	**76 354 306 000**	**85 048 584 000**	**11,39**
01 **Personel giderleri** Personnel expenditures	52 735 625 000	58 552 662 000	**11,03**
02 **Sos.Güv.Kur.Dev.Pir.giderleri** Insurance premium expenditures	8 109 878 000	8 926 306 000	**10,07**
03 **Mal ve Hiz.Alım giderleri** Goods and Services Purchasing Expenditures	7 036 578 000	8 106 505 000	**15,21**
05 **Cari transferler** Current transferals	2 049 064 000	2 202 960 000	**7,51**
06 **Sermaye Giderleri** Capital Expenditures	6 284 628 000	7 237 121 000	**15,16**
07 **Sermaye transferleri** Capital transferals	138 533 000	23 030 000	**-83,38**

7.3 2017 Yılı Millî Eğitim Bakanlığı bütçesinin fonksiyonel sınıflandırılmaya göre dağılımı
Allocation of the Budget of Ministry of National Education for 2017 fiscal year by Functional Classification

Ödenek Türü - Type of Appropriation	2017 Yılı Bütçesi Budget of year 2017 (TL)	MEB Bütçesine Oranı Portion in total budget of MoNE (%)
Toplam - Total	**85 048 584 000**	**100,00**
01 **Genel Kamu Hizmetleri** - General Public Services	3 996 030 420	4,6985
03 **Kamu Düzeni ve Güvenlik Hizmetleri -** Public Order and Security Services	3 600 000	0,0042
08 **Dinlenme, Kültür ve Din Hizmetleri** -Rest, Culture and Religion Services	212 587 000	0,2499
09 **Eğitim Hizmetleri** - Educational Services	80 836 366 580	95,0472

7.4 Millî Eğitim Bakanlığı bütçe büyüklükleri
Budget of Ministry of National Education

Ödenek Türü Type of Appropriation	2016 Yılı Bütçesi Budget of year 2016 (TL)	2017 Yılı Bütçesi Budget of year 2017 (TL)	2017 Yılının 2016 Yılına göre Artış oranı Increase ratio of 2017 as compared with 2016 (%)
Millî Eğitim Bakanlığı Ministry of National Education (MoNE)	**76 354 306 000**	**85 048 584 000**	**11,39**
01 **Personel Giderleri** Personnel Expenditures	52 735 625 000	58 552 662 000	**11,03**
02 **Sos.Güv.Kur.Dev.Pir.Giderleri** Insurance Premium Expenditures	8 109 878 000	8 926 306 000	**10,07**
03 **Mal ve Hiz.Alım Giderleri** Goods and Service Purchasing Expenditures	7 036 578 000	8 106 505 000	**15,21**
05 **Cari Transferler** Current Transferals	2 049 064 000	2 202 960 000	**7,51**
06 **Sermaye Giderleri** Capital Expenditures	6 284 628 000	7 237 121 000	**15,16**
07 **Sermaye Transferleri** Capital Transferals	138 533 000	23 030 000	**-83,38**
Merkezi Yönetim Bütçesi Central Government Budget	**570 507 000 000**	**645 124 000 000**	**13,07**
GSYH (Gayri Safi Yurt İçi Hasıla) (1) GDP (Gross Domestic Product)(1)	**2 148 000 000 000**	**2 404 000 000 000**	**11,91**
MEB / Merkezi Yönetim Bütçesi (%) MoNE / Central Government Budget (%)	13,38	13,18	-
MEB / GSYH (Gayri Safi Yurt İçi Hasıla)% MoNE / GDP (Gross Domestic Product)%	3,55	3,54	-

(1) Gerçekleşme tahminidir. 2017 Yılı Merkezi Yönetim Bütçe Kanunundan alınmıştır.

(1) Realization estimate. Taken from 2017 Central Government Budget Law.

7.5 Gayri Safi Yurt İçi Hasıla ile Konsolide/Merkezi Yönetim Bütçesinin Millî Eğitim Bakanlığı bütçesine oranları

Ratio of MoNE's Budget in Gross Domestic Product and Consolidated/Central Government Budget

Yıl Year	GSYH (Gayri Safi Yurt İçi Hasıla)[1] GDP (Gross Domestic Product)[1] (TL)	Konsolide Bütçe[3] Consolidated Budget[3] (TL)	MEB Bütçesi[3] Budget of MoNE[3] (TL)	Millî Eğitim Bakanlığı Bütçesinin: GSYH (Gayri Safi Yurt İçi Hasıla) oranı Ratio of MoNE's budget in GDP (%)	Millî Eğitim Bakanlığı Bütçesinin: Konsolide Bütçeye oranı Ratio of MoNE's budget in Consolidated Budget (%)
1997	28 835 883 135	6 361 685 500	510 063 600	1,77	8,02
1998	70 203 147 160	14 789 475 000	1 243 108 000	1,77	8,41
1999	104 595 915 540	27 266 600 000	2 131 808 500	2,04	7,82
2000	166 658 021 460	46 827 436 000	3 350 330 000	2,01	7,15
2001	240 224 083 050	48 519 490 000	4 046 305 625	1,68	8,34
2002	350 476 089 498	98 131 000 000	7 460 991 000	2,13	7,60
2003	454 780 659 396	147 230 170 000	10 179 997 000	2,24	6,91
2004	559 033 025 861	150 658 129 000	12 366 236 276	2,21	8,21
2005	648 931 711 812	156 088 874 910	14 835 422 184	2,29	9,50

	GSYH (Gayri Safi Yurt İçi Hasıla)[1] GDP (Gross Domestic Product)[1] (TL)	Merkezi Yönetim Bütçesi[3] Central Government Budget[3] (TL)	MEB Bütçesi[3] - Budget of MoNE[3] (TL)	Millî Eğitim Bakanlığı Bütçesinin: GSYH (Gayri Safi Yurt İçi Hasıla) oranı Ratio of MoNE's budget in GDP (%)	Millî Eğitim Bakanlığı Bütçesinin: Merkezi Yönetim Bütçeye oranı Ratio of MoNE's budget in Central Government Budget (%)
2006	758 390 785 210	174 958 100 699	16 568 145 500	2,18	9,47
2007	843 178 421 420	204 988 545 572	21 355 634 000	2,53	10,42
2008	950 534 250 715	222 553 216 800	22 915 565 000	2,41	10,30
2009	952 558 578 826	262 217 866 000	27 446 778 095	2,88	10,47
2010	1 098 799 348 446	286 981 303 810	28 237 412 000	2,57	9,84
2011	1 297 713 210 117	312 572 607 330	34 112 163 000	2,63	10,91
2012	1 416 798 489 819	350 898 317 817	39 169 379 190	2,76	11,16
2013	1 567 289 237 901	404 045 669 000	47 496 378 650	3,03	11,76
2014	1 748 167 816 609	434 995 765 000	55 704 817 610	3,19	12,81
2015	1 952 638 408 908	472 943 000 000	62 000 248 000	3,18	13,11
2016 [2]	2 148 000 000 000	570 507 000 000	76 354 306 000	3,55	13,38
2017 [2]	2 404 000 000 000	645 124 000 000	85 048 584 000	3,54	13,18

(1) 2016 yılına kadar Türkiye İstatistik Kurumu'nun www.tuik.gov.tr adresinden alınmıştır. Her yıl güncellenmektedir.

(2) GSYH'nın Gerçekleşmesi tahminidir. 2017 Yılı Merkezi Yönetim Bütçe Kanunu Tasarısından alınmıştır.

(3) Bütçe Kanunlarından alınmıştır.

(1) Taken from the Turkish Statistical Institution (www.tuik.gov.tr) until the year 2016. It is updated each year.

(2) Realization estimate of GDP. Taken from the Draft 2017 Central Government Budget Law.

(3) Taken from Budget Laws.

7.6 2017 yılı Yüksek Öğretim Kurulu, üniversiteler ve yüksek teknoloji enstitüleri bütçelerinin 2016 yılı bütçesine oranı
Ratio of 2017 budgets of Higher Education Council, universities and high technology institutes to 2016 budget

	Ödenek türü -Type of Appropriation	**2016 yılı bütçesi -**Budget of year 2016 (**TL**)	**2017 yılı bütçesi-**Budget of year 2017 (**TL**)	**Artış Oranı** Increase rotio %
Toplam - Total		**23 590 696 000**	**25 620 450 000**	**8,60**
01	**Personel Giderleri-** Personnel Expenditures	13 763 125 000	14 484 562 000	5,24
02	**Sos.Güv.Kur.Dev.Pir.Giderleri** Insurance Premium Expenditures	2 078 490 000	2 233 047 000	7,44
03	**Mal ve Hiz.Alım Giderleri-**Goods And Service Purchasing Expenditures	2 963 069 000	3 174 955 000	7,15
05	**Cari Transferler-**Current Transfers	524 126 000	585 143 000	11,64
06	**Sermaye Giderleri -**Capital Expenditures	4 261 886 000	5 142 743 000	20,67

7.7 MEB ile YÖK+Üniversiteler bütçesinin Gayri Safi Yurt İçi Hasıla ile Konsolide/Merkezi Yönetim bütçe içindeki payları
Proportions of Budgets of MoNE and HEC +Universities in Gross Domestic Product and Consolidated/ Central Government Budget

Yıl Year	**Bütçe Ödenekleri -** Budget Appropriations: **MEB Bütçe Ödeneği** MoNE's budget appropriation (**TL**)	**YÖK+Üniversite Bütçeleri -** Budgets of HEC+Universities (**TL**)	**Toplam -** Total (**TL**)	**Toplam Eğitim Bütçesinin Konsolide/Merkezi Yönetim Bütçe Payı** Proportion of total education budget in consolidated/ central government budget (**%**)	**Toplam Eğitim Bütçesinin GSYH (Gayri Safi Yurt İçi Hasıla) Payı** Proportion of total education budget in GDP (**%**)
1999	2 131 808 500	676 899 815	2 808 708 315	10,30	2,69
2000	3 350 330 000	1 046 544 700	4 396 874 700	9,39	2,64
2001	4 046 305 625	1 364 910 550	5 411 216 175	11,15	2,25
2002	7 460 991 000	2 495 967 700	9 956 958 700	10,15	2,84
2003	10 179 997 000	3 408 608 000	13 588 605 000	9,23	2,99
2004	12 366 236 276	3 894 070 670	16 260 306 946	10,79	2,91
2005	14 835 422 184	5 218 467 000	20 053 889 184	12,85	3,09
2006	16 568 145 500	5 846 822 761	22 414 968 261	12,81	2,96
2007	21 355 634 000	6 586 692 000	27 942 326 000	13,63	3,31
2008	22 915 565 000	7 318 284 650	30 233 849 650	13,58	3,18
2009	27 446 778 095	8 772 719 225	36 219 497 320	13,81	3,80
2010	28 237 412 000	9 355 457 600	37 592 869 600	13,10	3,42
2011	34 112 163 000	11 503 927 500	45 616 090 500	14,59	3,52
2012	39 169 379 190	12 743 603 000	51 912 982 190	14,79	3,66
2013	47 496 378 650	15 227 760 500	62 724 139 150	15,52	4,00
2014	55 704 817 610	16 939 010 000	72 643 827 610	16,70	4,16
2015	62 000 248 000	18 493 252 000	80 493 500 000	17,02	4,12
2016	76 354 306 000	23 590 696 000	99 945 002 000	17,52	4,65
2017	85 048 584 000	25 620 450 000	110 669 034 000	17,15	4,60

7.8 YÖK, üniversite ve ileri teknoloji enstitülerinin ekonomik sınıflandırmaya göre 2017 yılı bütçesi

2017 budget of HEC, universities and high technology institutes by economic classification

Üniversiteler/Kurum University/Institution	**Toplam** -Total	**01** **Personel giderleri** Personnel expenditures	**02** **Sos.Güv.Kur. Dev.pir. giderleri** Insurance premium expenditures	**03** **Mal ve hiz. alım giderleri** Goods and Services Purchasing Expenditures	**05** **Cari transferler** Current transferals	**06** **Sermaye giderleri** Capital Expenditures
TOPLAM	**25 620 450 000**	**14 484 562 000**	**2 233 047 000**	**3 174 955 000**	**585 143 000**	**5 142 743 000**
Yükseköğretim Kurulu	49 459 000	35 426 000	4 715 000	3 785 000	2 118 000	3 415 000
Ankara Üniversitesi	886 445 000	527 052 000	89 226 000	75 553 000	21 560 000	173 054 000
Ortadoğu Teknik Üniversitesi	480 207 000	272 868 000	42 374 000	84 073 000	10 653 000	70 239 000
Hacettepe Üniversitesi	865 298 000	492 008 000	84 119 000	94 996 000	22 946 000	171 229 000
Gazi Üniversitesi	807 450 000	474 588 000	74 923 000	85 444 000	19 385 000	153 110 000
İstanbul Üniversitesi	1 171 378 000	695 052 000	124 671 000	165 257 000	33 973 000	152 425 000
İstanbul Teknik Üniversitesi	443 183 000	267 702 000	41 134 000	75 345 000	7 707 000	51 295 000
Boğaziçi Üniversitesi	255 020 000	132 804 000	20 806 000	45 217 000	4 977 000	51 216 000
Marmara Üniversitesi	547 274 000	336 750 000	52 244 000	65 105 000	10 041 000	83 134 000
Yıldız Teknik Üniversitesi	289 663 000	183 072 000	27 030 000	41 582 000	7 469 000	30 510 000
Mimar Sinan Güzel Sanatlar Üniversitesi	138 701 000	71 306 000	11 616 000	13 758 000	3 521 000	38 500 000
Ege Üniversitesi	722 932 000	410 868 000	72 646 000	74 947 000	19 943 000	144 528 000
Dokuz Eylül Üniversitesi	635 561 000	390 789 000	65 010 000	50 763 000	16 392 000	112 607 000
Trakya Üniversitesi	289 411 000	170 344 000	27 822 000	34 248 000	8 062 000	48 935 000
Uludağ Üniversitesi	486 869 000	280 397 000	45 413 000	72 171 000	13 546 000	75 342 000
Anadolu Üniversitesi	533 913 000	298 971 000	48 537 000	83 283 000	9 990 000	93 132 000
Selçuk Üniversitesi	478 127 000	283 921 000	42 273 000	76 932 000	11 831 000	63 170 000
Akdeniz Üniversitesi	452 730 000	263 855 000	43 153 000	44 188 000	11 235 000	90 299 000
Erciyes Üniversitesi	438 467 000	260 535 000	39 905 000	49 929 000	11 875 000	76 223 000
Cumhuriyet Üniversitesi	353 808 000	206 491 000	30 175 000	38 504 000	8 706 000	69 932 000
Çukurova Üniversitesi	499 311 000	296 357 000	49 944 000	50 914 000	12 518 000	89 578 000
Ondokuz Mayıs Üniversitesi	407 394 000	262 148 000	42 657 000	41 283 000	13 380 000	47 926 000
Karadeniz Teknik Üniversitesi	421 333 000	261 952 000	42 319 000	47 244 000	10 418 000	59 400 000
Atatürk Üniversitesi	533 487 000	335 722 000	47 768 000	77 906 000	12 503 000	59 588 000
İnönü Üniversitesi	355 387 000	221 562 000	33 574 000	41 700 000	9 251 000	49 300 000
Fırat Üniversitesi	345 237 000	218 040 000	31 352 000	39 916 000	7 575 000	48 354 000
Dicle Üniversitesi	355 743 000	230 874 000	34 729 000	41 265 000	8 375 000	40 500 000
Yüzüncü Yıl Üniversitesi	321 029 000	204 952 000	29 504 000	38 930 000	7 189 000	40 454 000
Gaziantep Üniversitesi	299 240 000	176 765 000	27 002 000	39 649 000	9 036 000	46 788 000
İzmir Yüksek Teknoloji Enstitüsü	101 397 000	56 852 000	8 671 000	11 838 000	2 026 000	22 010 000
Gebze Teknik Üniversitesi	111 658 000	54 012 000	7 808 000	11 435 000	1 903 000	36 500 000
Harran Üniversitesi	201 875 000	122 671 000	18 798 000	25 508 000	4 888 000	30 010 000
Süleyman Demirel Üniversitesi	401 391 000	260 795 000	39 062 000	45 884 000	10 360 000	45 290 000
Adnan Menderes Üniversitesi	282 817 000	174 247 000	27 982 000	27 852 000	7 183 000	45 553 000
Bülent Ecevit Üniversitesi	221 946 000	127 605 000	19 805 000	30 757 000	5 487 000	38 292 000

7.8 YÖK, üniversite ve ileri teknoloji enstitülerinin ekonomik sınıflandırmaya göre 2017 yılı bütçesi (devam)

2017 budget of HEC, universities and high technology institutes by economic classification (continued)

Üniversiteler/Kurum University/Institution	**Toplam -** Total	**01** **Personel giderleri** Personnel expenditures	**02** **Sos.Güv.Kur. Dev.pir. giderleri** Insurance premium expenditures	**03** **Mal ve hiz. alım giderleri** Goods and Services Purchasing Expenditures	**05** **Cari transferler** Current transferals	**06** **Sermaye giderleri** Capital Expenditures
Mersin Üniversitesi	311 078 000	179 667 000	27 903 000	30 589 000	7 819 000	65 100 000
Pamukkale Üniversitesi	318 385 000	204 754 000	33 740 000	31 668 000	8 801 000	39 422 000
Balıkesir Üniversitesi	182 664 000	104 633 000	15 805 000	26 074 000	4 352 000	31 800 000
Kocaeli Üniversitesi	367 756 000	211 424 000	33 931 000	53 123 000	9 686 000	59 592 000
Sakarya Üniversitesi	316 004 000	205 269 000	28 203 000	52 156 000	5 474 000	24 902 000
Celal Bayar Üniversitesi	280 401 000	168 339 000	26 481 000	34 777 000	7 671 000	43 133 000
Abant İzzet Baysal Üniversitesi	203 328 000	124 269 000	19 331 000	25 531 000	4 081 000	30 116 000
Mustafa Kemal Üniversitesi	208 242 000	105 626 000	16 470 000	24 303 000	5 843 000	56 000 000
Afyon Kocatepe Üniversitesi	267 246 000	137 960 000	20 824 000	30 888 000	5 768 000	71 806 000
Kafkas Üniversitesi	164 789 000	90 382 000	12 195 000	26 666 000	3 536 000	32 010 000
Çanakkale Onsekiz Mart Üniversitesi	277 356 000	157 591 000	24 151 000	33 440 000	6 045 000	56 129 000
Ömer Halisdemir Üniversitesi	145 742 000	80 396 000	12 362 000	18 443 000	2 541 000	32 000 000
Dumlupınar Üniversitesi	217 292 000	129 165 000	18 785 000	33 365 000	3 807 000	32 170 000
Gaziosmanpaşa Üniversitesi	231 735 000	131 655 000	19 945 000	25 322 000	5 158 000	49 655 000
Muğla Sıtkı Koçman Üniversitesi	237 840 000	150 173 000	23 362 000	30 996 000	5 135 000	28 174 000
Kahramanmaraş Sütçü İmam Üniversitesi	234 942 000	140 502 000	20 844 000	25 581 000	4 915 000	43 100 000
Kırıkkale Üniversitesi	218 019 000	125 175 000	19 289 000	23 514 000	5 757 000	44 284 000
Eskişehir Osmangazi Üniversitesi	324 541 000	184 359 000	30 313 000	35 008 000	8 561 000	66 300 000
Galatasaray Üniversitesi	86 072 000	39 038 000	5 919 000	16 158 000	2 457 000	22 500 000
Ahi Evran Üniversitesi	134 375 000	64 168 000	9 173 000	17 512 000	1 954 000	41 568 000
Kastamonu Üniversitesi	130 758 000	69 362 000	9 907 000	17 215 000	2 174 000	32 100 000
Düzce Üniversitesi	184 939 000	98 301 000	14 503 000	19 490 000	4 389 000	48 256 000
Mehmet Akif Ersoy Üniversitesi	136 600 000	71 757 000	9 757 000	22 981 000	2 105 000	30 000 000
Uşak Üniversitesi	120 893 000	62 762 000	8 616 000	17 593 000	1 852 000	30 070 000
Recep Tayyip Erdoğan Üniversitesi	200 572 000	84 148 000	11 690 000	20 354 000	2 580 000	81 800 000
Namık Kemal Üniversitesi	169 993 000	93 326 000	13 828 000	23 350 000	3 987 000	35 502 000
Erzincan Üniversitesi	139 514 000	80 048 000	10 273 000	16 894 000	2 299 000	30 000 000
Aksaray Üniversitesi	121 398 000	68 443 000	9 283 000	14 432 000	2 040 000	27 200 000
Giresun Üniversitesi	148 019 000	78 434 000	10 967 000	21 915 000	2 701 000	34 002 000
Hitit Üniversitesi	127 717 000	59 417 000	8 359 000	14 131 000	1 810 000	44 000 000
Bozok Üniversitesi	165 648 000	67 504 000	9 637 000	17 364 000	2 641 000	68 502 000
Adıyaman Üniversitesi	141 285 000	83 177 000	11 369 000	17 380 000	2 409 000	26 950 000
Ordu Üniversitesi	118 735 000	61 919 000	8 933 000	15 697 000	2 164 000	30 022 000
Amasya Üniversitesi	89 344 000	45 187 000	6 439 000	13 024 000	1 692 000	23 002 000

7.8 YÖK, üniversite ve ileri teknoloji enstitülerinin ekonomik sınıflandırmaya göre 2017 yılı bütçesi (devam)

2017 budget of HEC, universities and high technology institutes by economic classification (continued)

Üniversiteler/Kurum University/Institution	**Toplam -** Total	**01** **Personel giderleri** Personnel expenditures	**02** **Sos.Güv.Kur. Dev.pir. giderleri** Insurance premium expenditures	**03** **Mal ve hiz. alım giderleri** Goods and Services Purchasing Expenditures	**05** **Cari transferler** Current transferals	**06** **Sermaye giderleri** Capital Expenditures
Karamanoğlu Mehmetbey Üniversitesi	87 045 000	39 523 000	5 028 000	12 196 000	1 298 000	29 000 000
Ağrı İbrahim Çeçen Üniversitesi	85 420 000	40 458 000	4 581 000	14 553 000	1 328 000	24 500 000
Sinop Üniversitesi	82 803 000	42 385 000	5 983 000	10 489 000	1 446 000	22 500 000
Siirt Üniversitesi	89 625 000	46 604 000	5 507 000	12 641 000	1 371 000	23 502 000
Nevşehir Üniversitesi	99 388 000	53 638 000	7 090 000	11 036 000	1 624 000	26 000 000
Karabük Üniversitesi	177 492 000	99 334 000	12 552 000	23 620 000	2 486 000	39 500 000
Kilis 7 Aralık Üniversitesi	72 033 000	31 727 000	4 091 000	11 710 000	995 000	23 510 000
Çankırı Karatekin Üniversitesi	110 942 000	55 174 000	7 684 000	17 671 000	1 913 000	28 500 000
Artvin Çoruh Üniversitesi	84 287 000	41 853 000	5 282 000	11 357 000	1 295 000	24 500 000
Bilecik Şeyh Edebali Üniversitesi	97 076 000	45 954 000	6 173 000	14 019 000	1 430 000	29 500 000
Bitlis Eren Üniversitesi	84 666 000	39 139 000	4 658 000	13 628 000	1 241 000	26 000 000
Kırklareli Üniversitesi	104 952 000	55 001 000	7 166 000	16 118 000	1 667 000	25 000 000
Osmaniye Korkut Ata Üniversitesi	80 639 000	38 689 000	5 400 000	11 527 000	1 521 000	23 502 000
Bingöl Üniversitesi	107 368 000	55 934 000	6 521 000	11 439 000	1 474 000	32 000 000
Muş Alparslan Üniversitesi	89 199 000	43 449 000	4 895 000	13 045 000	1 310 000	26 500 000
Mardin Artuklu Üniversitesi	94 557 000	46 862 000	6 074 000	12 241 000	1 370 000	28 010 000
Batman Üniversitesi	91 356 000	46 850 000	5 413 000	13 341 000	1 252 000	24 500 000
Ardahan Üniversitesi	74 691 000	29 437 000	3 564 000	10 293 000	897 000	30 500 000
Bartın Üniversitesi	90 120 000	47 516 000	6 018 000	10 218 000	1 368 000	25 000 000
Bayburt Üniversitesi	81 810 000	31 291 000	3 651 000	10 826 000	1 032 000	35 010 000
Gümüşhane Üniversitesi	101 252 000	54 808 000	6 500 000	17 046 000	1 598 000	21 300 000
Hakkari Üniversitesi	54 523 000	24 650 000	2 957 000	9 543 000	863 000	16 510 000
Iğdır Üniversitesi	69 959 000	31 583 000	3 812 000	11 077 000	987 000	22 500 000
Şırnak Üniversitesi	67 184 000	24 677 000	2 925 000	8 691 000	879 000	30 012 000
Munzur Üniversitesi	83 197 000	38 632 000	4 540 000	8 848 000	1 167 000	30 010 000
Yalova Üniversitesi	86 675 000	43 954 000	5 591 000	8 212 000	1 418 000	27 500 000
Türk Alman Üniversitesi	49 688 000	10 956 000	1 570 000	6 757 000	605 000	29 800 000
Yıldırım Beyazıt Üniversitesi	150 084 000	83 002 000	11 997 000	11 746 000	2 239 000	41 100 000
Bursa Teknik Üniversitesi	53 401 000	18 458 000	2 700 000	8 350 000	643 000	23 250 000
İstanbul Medeniyet Üniversitesi	87 309 000	36 686 000	5 468 000	9 781 000	1 272 000	34 102 000
İzmir Katip Çelebi Üniversitesi	138 814 000	64 125 000	9 564 000	11 933 000	2 092 000	51 100 000
Necmettin Erbakan Üniversitesi	322 145 000	157 882 000	24 779 000	17 917 000	7 767 000	113 800 000
Kayseri Abdullah Gül Üniversitesi	82 385 000	18 624 000	2 881 000	7 351 000	713 000	52 816 000
Erzurum Teknik Üniversitesi	65 143 000	16 188 000	1 963 000	7 864 000	628 000	38 500 000
Adana Bilim ve Teknoloji Üniversitesi	70 656 000	20 871 000	2 984 000	7 726 000	775 000	38 300 000
Ankara Sosyal Bilimler Üniversitesi	65 073 000	11 027 000	1 588 000	11 878 000	578 000	40 002 000
Sağlık Bilimleri Üniversitesi	110 822 000	34 296 000	6 144 000	15 504 000	4 876 000	50 002 000
Bandırma Onyedi Eylül Üniversitesi	52 622 000	13 194 000	1 830 000	11 548 000	1 050 000	25 000 000
İskenderun Teknik Üniversitesi	68 070 000	22 949 000	3 313 000	14 748 000	1 560 000	25 500 000
Alanya Alaaddin Keykubat Üniversitesi	47 616 000	9 499 000	1 256 000	12 372 000	2 889 000	21 600 000

8.1 Konsolide bütçe yatırımlarından Millî Eğitim Bakanlığı yatırımlarına ayrılan pay
Proportion of MoNE's Investments in Consolidated Budget Investments

Yıl - Year	Konsolide bütçe yatırım ödeneği Consolidated budget investment appropriation (TL)	MEB yatırım ödeneği Investment Appropriation of MoNE (TL)	Konsolide bütçe yatırımlarından MEB yatırımlarına ayrılan pay(%) Proportion of MoNE's investments in consolidated budget investments (%)
1997	524 600 000	76 884 950	14,66
1998	999 975 000	373 262 000	37,33
1999	1 410 000 000	408 341 000	28,96
2000	2 352 000 000	666 782 000	28,35
2001	3 500 000 000	779 855 000	22,28
2002	5 736 000 000	1 281 690 000	22,34
2003	8 998 500 000	1 479 050 000	16,44
2004	7 368 361 000	1 244 150 000	16,89
2005	10 143 886 000	1 230 306 000	12,13

	Merkezi Yönetim Bütçe Yatırım Ödeneği Central Government Budget Investment Appropriation (TL)	MEB yatırım ödeneği Investment Appropriation of MoNE (TL)	Konsolide bütçe yatırımlarından MEB yatırımlarına ayrılan pay(%) Proportion of MoNE's Investments in consolidated budget investments (%)
2006	9 639 582 000	1 238 498 000	12,85
2007	9 341 637 000	1 490 000 000	15,95
2008	8 743 466 000	1 296 704 000	14,83
2009	12 609 700 000	1 754 417 000	13,91
2010	19 046 000 000	1 785 327 000	9,37
2011	21 426 591 000	1 995 625 000	9,31
2012	27 913 538 000	2 600 000 000	9,31
2013	33 488 724 000	3 955 000 000	11,81
2014	36 400 961 000	5 192 300 000	14,26
2015	40 454 052 000	5 494 000 000	13,58
2016	51 310 852 000	6 284 628 000	12,25
2017	66 243 000 000	7 237 121 000	10,93

8.2 MEB yatırım bütçesinin Gayri Safi Yurtiçi Hâsıla ve konsolide bütçeye oranları
Ratio of investment budget of MoNE in Gross Domestic Product and Consolidated budget

Yıl -Year	GSYH (Gayri Safi Yurt İçi Hasıla) (1) GDP (Gross Domestic Product) (1) (TL)	Konsolide Bütçe (2) Consolidated Budget (2) (TL)	MEB yatırım bütçesi Investment budget of MoNE (TL)	Millî Eğitim Bakanlığı yatırım bütçesinin: GSYH'ya oranı Ratio of MoNE's Budget in GDP (%)	Millî Eğitim Bakanlığı yatırım bütçesinin: Konsolide bütçeye oranı Ratio of investment budget of MoNE in consolidated budget (%)
1998	70 203 147 000	14 789 475 000	373 262 000	0,53	2,52
1999	104 595 915 540	27 266 600 000	408 341 000	0,39	1,50
2000	166 658 021 460	46 827 436 000	666 782 000	0,40	1,42
2001	240 224 083 050	48 519 490 000	779 855 000	0,32	1,61
2002	350 476 089 498	98 131 000 000	1 281 690 000	0,37	1,31
2003	454 780 659 396	147 230 170 000	1 479 050 000	0,33	1,00
2004	559 033 025 861	150 658 129 000	1 244 150 000	0,22	0,83
2005	648 931 711 812	156 088 874 910	1 230 306 000	0,19	0,79

	GSYH (Gayri Safi Yurt İçi Hasıla) (1) GDP (Gross Domestic Product) (1) (TL)	Merkezi Yönetim Bütçesi (2)(3) Central Government Budget (2)(3) (TL)	MEB yatırım bütçesi Investment budget of MoNE (TL)	Millî Eğitim Bakanlığı yatırım bütçesinin: GSYH'ya oranı Ratio of MoNE's Budget in GDP (%)	Millî Eğitim Bakanlığı yatırım bütçesinin: Merkezi Yönetim Bütçeye oranı Ratio of MoNE's budget in Central Government Budget (%)
2006	758 390 785 210	174 958 100 699	1 241 498 000	0,16	0,71
2007	843 178 421 420	204 988 545 572	1 490 000 000	0,18	0,73
2008	950 534 250 715	222 553 216 800	1 296 704 000	0,14	0,58
2009	952 558 578 826	262 217 866 000	1 506 188 195	0,16	0,57
2010	1 098 799 348 446	286 981 303 810	1 785 327 000	0,16	0,62
2011	1 297 713 210 117	312 572 607 330	1 995 625 000	0,15	0,64
2012	1 415 786 010 349	350 898 317 817	2 600 000 000	0,18	0,74
2013	1 559 160 000 000	404 045 669 000	3 955 000 000	0,25	0,98
2014	1 719 000 000 000	436 432 901 000	5 192 300 000	0,30	1,19
2015	1 945 000 000 000	472 943 000 000	5 494 000 000	0,28	1,16
2016	2 207 000 000 000	570 507 000 000	6 284 628 000	0,28	1,10
2017 (4)	2 404 000 000 000	645 124 000 000	7 237 121 000	0,30	1,00

(1) Türkiye İstatistik Kurumu'nun www.tuik.gov.tr adresinden alınmıştır.
(2) Bütçe Kanunlarından alınmıştır.
(3) Merkezi Yönetim Bütçesi Toplamı (Hazine Yardımları dahil edilmemiştir)
(4) GSYH'nın Gerçekleşmesi tahminidir. 2017 Yılı Merkezi Yönetim Bütçe Kanunu Tasarısından alınmıştır.

(1) Obtained from TürkStat (www.tuik.gov.tr)
(2) Taken from Budget Laws.
(3) Total Central Government Budget (Excluding treasury aids)
(4) Realization estimate of GDP. Taken from the Draft 2017 Central Government Budget Law.

8.3 Milli Eğitim Bakanlığı bütçesinden yatırımlara ayrılan pay
Proportion of investments in the budget of MoNE

Yıl Year	MEB bütçesi [1] Budget of MoNE [1] (TL)	MEB yatırım bütçesi Investment budget of MoNE (TL)	MEB bütçesinden yatırıma ayrılan pay Proportion of investments in the budget of MoNE (%)
1997	512 234 445	76 884 950	15,01
1998	1 243 108 000	373 262 000	30,03
1999	2 131 808 500	408 341 000	19,15
2000	3 350 330 000	666 782 000	19,90
2001	4 046 305 625	779 855 000	19,27
2002	7 460 991 000	1 281 690 000	17,18
2003	10 179 997 000	1 479 050 000	14,53
2004	12 854 642 000	1 244 150 000	9,68
2005	14 882 259 500	1 230 306 000	8,27
2006	16 568 145 500	1 241 498 000	7,49
2007	21 355 634 000	1 490 000 000	6,98
2008	22 915 565 000	1 296 704 000	5,66
2009	27 446 778 095	1 256 188 195	4,58
2010	28 237 412 000	1 785 327 000	6,32
2011	34 112 163 000	1 995 625 000	5,85
2012	39 169 379 190	2 600 000 000	6,64
2013	47 496 378 650	3 955 000 000	8,33
2014	55 704 817 610	5 192 300 000	9,32
2015	62 000 248 000	5 494 000 000	8,86
2016	76 354 306 000	6 284 628 000	8,23
2017	85 048 584 000	7 237 121 000	9,00

(1) Bütçe Kanunlarından alınmıştır.

(1) Taken from Budget Laws.

8.4 2003-2016 yılları arasında yapılan derslik sayısı
Number of classrooms built between 2003-2016

Yıl Year	**Toplam** - Total	**İlköğretim (Anaokulu/Anasınıfı dahil)** Primary education (Including kindergarten / nursery class)	**Ortaöğretim (Mesleki teknik dahil)** Secondary education (Including vocational and technical)	**Yaygın eğitim** Non - formal education	**Eğitime %100 destekten yapılan** Classrooms built within the context of 100 % support for education campaign
2003	**15 253**	14 569	553	131	-
2004	**28 078**	18 355	2 476	104	7 143
2005	**28 698**	21 207	683	155	6 653
2006	**28 243**	20 049	1 336	114	6 744
2007	**15 728**	11 146	928	124	3 530
2008	**16 790**	14 674	716	42	1 358
2009	**9 844**	7 452	1 720	48	624
2010	**17 317**	11 598	2 725	27	2 967
2011	**9 802**	4 974	1 763	54	3 011
2012	**18 706**	10 255	4 300	72	4 079
2013	**17 266**	9 826	3 849	125	3 466
2014	**28 748**	18 857	6 812	68	3 011
2015	**15 145**	9 158	4 468	1	1 518
2016	**19 978**	9 200	7 781	12	2 985
Toplam Total	**269 596**	**181 320**	**40 110**	**1 077**	**47 089**

Not. Hayırseverler, Dünya Bankası, Avrupa Birliği Hibesi, Milli Piyango, EFİKAP, TELEKOM ve TOKİ kaynakları ile yaptırılan derslik sayıları dahil edilmiştir.

Note. Number of classrooms built with the support of charitable donors World Bank, European Union (EU) grant, National Lottery, Physical Support for Education Project (EFİKAP), Turkish TELEKOM and the Collective Residence Administraiton (TOKİ) sources are included.

8.5 Halkın ve İl Özel İdarelerinin eğitime katkıları

Provincial Private Administrations' and Individuals' Support to Education

Yıl Year	Halk katkısı Support of Individuals **Sağlandığı yıl tutarı** Amount in year in which it was provided	**DPT 2010 yılı deflatörüne göre tutar** Amount by 2010 DPT Deflator	Yıl Year	İl Özel idare katkısı Support of Provincial Private Administrations **Sağlandığı yıl tutarı** Amount in year in which it was provided	**DPT 2010 yılı deflatörüne göre tutar** Amount by 2010 DPT Deflator
1985	25 060	174 877 878	**1985**	5 596	39 050 942
1986	37 615	188 075 000	**1986**	10 587	52 935 000
1987	46 267	162 112 824	**1987**	21 276	74 548 002
1988	82 388	156 363 636	**1988**	34 224	64 953 501
1989	114 638	149 540 829	**1989**	48 930	63 827 289
1990	187 178	163 889 326	**1990**	65 711	57 535 242
1991	238 664	124 987 693	**1991**	91 873	48 113 642
1992	404 492	131 580 625	**1992**	162 360	52 815 458
1993	740 159	149 923 838	**1993**	195 402	39 579 898
1994	1 885 332	164 053 183	**1994**	481 582	41 905 118
1995	4 587 242	232 388 966	**1995**	1 127 592	57 123 635
1996	9 486 177	269 046 527	**1996**	2 868 142	81 346 115
1997	18 471 454	292 123 317	**1997**	6 749 144	106 736 715
1998	50 986 181	466 682 907	**1998**	16 435 656	150 437 620
1999	71 210 217	431 068 933	**1999**	27 721 024	167 808 395
2000	84 682 400	356 864 602	**2000**	47 064 128	198 335 443
2001	83 801 008	209 721 679	**2001**	69 051 344	172 808 945
2002	96 020 373	177 119 589	**2002**	114 261 319	210 766 916
2003	144 030 560	227 993 064	**2003**	182 356 168	288 660 555
2004	104 837 117	146 575 297	**2004**	677 741 292	947 566 421
2005	213 714 999	292 092 780	**2005**	948 183 585	1 295 920 179
2006	234 689 755	281 325 303	**2006**	1 187 132 414	1 423 029 254
2007	251 729 440	296 183 329	**2007**	1 108 166 147	1 303 861 554
2008	218 259 319	218 259 319	**2008**	971 061 840	971 061 840
2009	118 167 971	118 167 971	**2009**	528 693 606	528 693 606
2010	115 647 348	115 647 348	**2010**	467 359 930	467 359 930
2011	142 961 205	142 961 205	**2011**	602 975 259	602 975 259
2012	134 981 052	134 981 052	**2012**	633 835 580	633 835 580
2013	132 708 459	132 708 459	**2013**	776 077 077	776 077 077
2014	123 824 878	123 824 878	**2014**	328 552 049	328 552 049
2015	80 368 005	-	**2015**	315 155 082	-
2016	92 802 165	-	**2016**	288 974 898	-

8.6. 2017 yılında tahsisi öngörülen yatırım ödenekleri

Investment appropriations foreseen to be allocated in 2017

(TL)

Daireler Departments	Etüt proje Research project	Makine-teçhizat Equipment	Gayri Maddi Hak Alımları Incorporeal rights purchasing	Büyük onarım Major Restoration	Yapı tesis Construction facility	Kamulaş-tırma Nationalization	Dış Kredi External Loan	3308 Sayılı Kanun Gelirleri Incomes of Law No 3308	Toplam Total
MEB Toplamı Grand Total of MoNE	**804 000 000**	**1 081 230 000**	**4 180 000**	**642 090 000**	**4 342 121 000**	**300 000 000**		**63 500 000**	**7 237 121 000**
Destek Hizmetleri Genel Müdürlüğü General Directorate of Support Services	-	-	-	40 000 000	60 000 000	-	-	-	**100 000 000**
Konut Sektörü Toplamı Total of Housing Sector	-	-	-	**40 000 000**	**60 000 000**	-	-	-	**100 000 000**
Temel Eğitim Hizmetleri Primary Educational Services	14 000 000	-	-	-	1 100 000 000	-	-	-	**1 114 000 000**
Destek Hizmetleri Genel Müdürlüğü General Directorate of Support Services	-	170 000 000	-	130 000 000	-	-	-	-	**300 000 000**
İnşaat ve Emlak Grup Başkanlığı Construction and Realestate (Develpoment) Group Presidency	-	-		-	-	300 000 000	-	-	**300 000 000**
Genel Ortaöğretim Okulları General Secondary Education Schools	12 000 000	-	-	-	720 000 000	-	-	-	**732 000 000**
Din Öğretimi Okulları Religious Education Schools	-	-	-	-	750 000 000	-	-	-	**750 000 000**
Özel Eğitim Okul ve Kurumları Special Education Schools and Institutions	51 000 000	-	-	-	110 000 000	-	-	-	**161 000 000**
Yenilik ve Eğitim Teknolojileri Genel Müdürlüğü General Directorate of Innovation and Education Technologies	512 000 000	500 000 000	1 000 000	-	-	-	-	-	**1 013 000 000**
İlk ve Genel Ortaöğretim Sektörü Toplamı Total of Primary and General Secondary Education Sector	**589 000 000**	**670 000 000**	**1 000 000**	**130 000 000**	**2 680 000 000**	**300 000 000**	-	-	**4 370 000 000**
Destek Hizmetleri Genel Müdürlüğü General Directorate of Support Services	30 000 000	404 340 000	-	4 420 000	50 000 000	-	-	63 500 000	**552 260 000**
Ölçme, Değerlendirme ve Sınav Hizmetleri Genel Müdürlüğü General Directorate of Measurement, Evaluation and Examination Services	70 000 000	-	-	-	-	-	-	-	**70 000 000**
Bilgi İşlem Grup Başkanlığı Computing Group Presidency	15 000 000	4 240 000	3 180 000	-	-	-	-	-	**22 420 000**
İl Milli Eğitim Müdürlükleri Provincial Directorates of National Education	-	2 650 000	-	2 650 000	-	-	-	-	**5 300 000**
İnşaat ve Emlak Grup Başkanlığı Construction and Realestate (Develpoment) Group Presidency	65 000 000	-	-	465 020 000	-	-	-	-	**530 020 000**
Strateji Geliştirme Başkanlığı Strategy Development Presidency	500 000	-	-	-	-	-	-	-	**500 000**
Mesleki ve Teknik Eğitim Okulları Vocational and Technical Education Schools	10 000 000	-	-	-	1 425 000 000	-	-	-	**1 435 000 000**
Hayat Boyu Öğrenme ve Halk Eğitim Merkezleri Lifelong Learning and Adult Education Centers	1 000 000	-	-	-	60 000 000	-	-	-	**61 000 000**
Avrupa Birliği ve Dış İlişkiler Genel Müdürlüğü General Directorate of European Union and Foreign Relations	23 500 000	-	-	-	-	-	-	-	**23 500 000**
Talim ve Terbiye Kurulu Başkanlığı Board of Education	-	-	-	-	-	-	-	-	-
Mesleki ve Teknik Eğitim Sektörü Toplamı Total of Vocational and Technical Education Sector	**215 000 000**	**411 230 000**	**3 180 000**	**472 090 000**	**1 535 000 000**	-	-	**63 500 000**	**2 700 000 000**
Genel Ortaöğretim Okulları General Secondary Education Schools	-	-	-	-	67 121 000	-	-	-	**67 121 000**
Beden Eğitimi ve Spor Sektörü Toplamı Total of Physical Education and Sport Sector	-	-	-	-	**67 121 000**	-	-	-	**67 121 000**